

Clubman/RS/Modsport i I. II

Kinnekulle Ring 2,073 Km

Fri Träning 1

2010-05-15 16:25

Practice started at 16:30:28

Pos	No.	Name	Sponsor	Nat	Club	Hometown	Best Tm	Diff	2nd Best
1	71						53.680		53.907
2	68	Henrik Andersen		Sw	HMS	Hörby	54.029	0.349	54.499
3	11						55.209	1.529	55.291
4	62	Pete Roberts		Nr	Norsk Sportsvogn Kl	Aukra	56.139	2.459	56.398
5	60	Mikael Aagaard		Di	HMS Danmark	København N	56.213	2.533	56.829
6	3	Jaan Tolli		Sw	Hyllinge ms	gantofta	57.134	3.454	57.235
7	70	Flemming Bendixen		Di	HMS	Herlev	57.473	3.793	57.476
8	72	Bjarne Mumm		Sw	SSK	Stockholm	57.547	3.867	58.065
9	56	Jan Nordgren		Sw	MSCC	Höllviken	57.603	3.923	58.165
10	1	Sören Trygg		Sw	SSK	Täby	58.010	4.330	58.120
11	33	Kenneth Nilsson		Sw	SMK Eda	Åmotfors	58.028	4.348	58.422
12	52	Hans Johansson		Sw	SSK	Kopparberg	59.270	5.590	59.273
13	59	Jan Strand		Sw	MSCC	Asmundtorp	1:00.128	6.448	1:00.518
14	73	Henrik Vognstrup		Di	HMS	Nykøbing Sj	1:00.349	6.669	1:00.709
15	72	John-Erik Öberg		Sw					
16	72	John-Erik Öberg		Sw					

# ERCup & SPVM

Clubman/RS/Modsport i I. II

Kinneulle Ring 2,073 Km

Fri Träning 1

2010-05-15 16:25

Practice started at 16:30:28

Lap	Lap Tm	Diff	Time of Day
<b>(71)</b>			
1			16:32:28.638
2	1:03.832	+10.152	16:33:32.470
3	1:00.184	+6.504	16:34:32.654
4	58.415	+4.735	16:35:31.069
5	1:01.356	+7.676	16:36:32.425
6	56.634	+2.954	16:37:29.059
7	53.907	+0.227	16:38:22.966
8	<b>53.680</b>		16:39:16.646
9	54.969	+1.289	16:40:11.615
10	55.651	+1.971	16:41:07.266

Lap	Lap Tm	Diff	Time of Day
<b>(68) Henrik Andersen</b>			
1			16:32:29.873
2	1:02.102	+8.073	16:33:31.975
3	56.933	+2.904	16:34:28.908
4	55.886	+1.857	16:35:24.794
5	1:00.933	+6.904	16:36:25.727
6	57.821	+3.792	16:37:23.548
7	55.006	+0.977	16:38:18.554
8	55.485	+1.456	16:39:14.039
9	<b>54.029</b>		16:40:08.068
10	54.499	+0.470	16:41:02.567

Lap	Lap Tm	Diff	Time of Day
<b>(11)</b>			
1			16:33:49.381
2	57.042	+1.833	16:34:46.423
3	55.671	+0.462	16:35:42.094
4	55.711	+0.502	16:36:37.805
5	1:00.999	+5.790	16:37:38.804
6	59.328	+4.119	16:38:38.132
7	55.950	+0.741	16:39:34.082
8	55.291	+0.082	16:40:29.373
9	<b>55.209</b>		16:41:24.582

Lap	Lap Tm	Diff	Time of Day
<b>(62) Pete Roberts</b>			
1			16:32:34.330
2	1:03.085	+6.946	16:33:37.415
3	1:00.042	+3.903	16:34:37.457
4	57.761	+1.622	16:35:35.218
5	57.665	+1.526	16:36:32.883
6	57.878	+1.739	16:37:30.761
7	<b>56.139</b>		16:38:26.900
8	56.398	+0.259	16:39:23.298
9	56.455	+0.316	16:40:19.753
10	57.030	+0.891	16:41:16.783

Lap	Lap Tm	Diff	Time of Day
<b>(60) Mikael Aagaard</b>			
1			16:32:37.064
2	1:01.763	+5.550	16:33:38.827
3	1:00.505	+4.292	16:34:39.332
4	56.829	+0.616	16:35:36.161
5	58.508	+2.295	16:36:34.669
6	1:33.805	+37.592	16:38:08.474
7	57.276	+1.063	16:39:05.750
8	<b>56.213</b>		16:40:01.963
9	58.476	+2.263	16:41:00.439

Lap	Lap Tm	Diff	Time of Day
<b>(3) Jaan Tolle</b>			
1			16:33:21.906
2	1:03.640	+6.506	16:34:25.546
3	58.559	+1.425	16:35:24.105
4	58.124	+0.990	16:36:22.229
5	57.235	+0.101	16:37:19.464
6	58.133	+0.999	16:38:17.597

Lap	Lap Tm	Diff	Time of Day
7	<b>57.134</b>		16:39:14.731
8	4:51.504	+3:54.370	16:44:06.235

Lap	Lap Tm	Diff	Time of Day
<b>(70) Flemming Bendixen</b>			
1			16:32:31.753
2	1:01.956	+4.483	16:33:33.709
3	58.171	+0.698	16:34:31.880
4	59.092	+1.619	16:35:30.972
5	1:00.825	+3.352	16:36:31.797
6	<b>57.473</b>		16:37:29.270
7	57.476	+0.003	16:38:26.746
8	4:36.656	+3:39.183	16:43:03.402

Lap	Lap Tm	Diff	Time of Day
<b>(72) Bjarne Mumm</b>			
1			16:32:28.905
2	1:03.783	+6.236	16:33:32.688
3	1:01.501	+3.954	16:34:34.189
4	58.065	+0.518	16:35:32.254
5	1:00.433	+2.886	16:36:32.687
6	1:03.196	+5.649	16:37:35.883
7	1:05.526	+7.979	16:38:41.409
8	1:03.306	+5.759	16:39:44.715
9	<b>57.547</b>		16:40:42.262
10	1:03.940	+6.393	16:41:46.202

Lap	Lap Tm	Diff	Time of Day
<b>(56) Jan Nordgren</b>			
1			16:32:36.275
2	1:02.227	+4.624	16:33:38.502
3	1:00.977	+3.374	16:34:39.479
4	1:00.542	+2.939	16:35:40.021
5	<b>57.603</b>		16:36:37.624
6	1:00.840	+3.237	16:37:38.464
7	1:01.623	+4.020	16:38:40.087
8	58.165	+0.562	16:39:38.252
9	1:00.691	+3.088	16:40:38.943
10	1:01.198	+3.595	16:41:40.141

Lap	Lap Tm	Diff	Time of Day
<b>(1) Sören Trygg</b>			
1			16:34:11.323
2	1:01.624	+3.614	16:35:12.947
3	1:00.290	+2.280	16:36:13.237
4	59.186	+1.176	16:37:12.423
5	58.859	+0.849	16:38:11.282
6	<b>58.010</b>		16:39:09.292
7	58.120	+0.110	16:40:07.412
8	59.326	+1.316	16:41:06.738

Lap	Lap Tm	Diff	Time of Day
<b>(33) Kenneth Nilsson</b>			
1			16:32:33.179
2	1:03.477	+5.449	16:33:36.656
3	59.710	+1.682	16:34:36.366
4	59.585	+1.557	16:35:35.951
5	<b>58.028</b>		16:36:33.979
6	1:01.111	+3.083	16:37:35.090
7	1:14.459	+16.431	16:38:49.549
8	1:02.093	+4.065	16:39:51.642
9	58.422	+0.394	16:40:50.064

Lap	Lap Tm	Diff	Time of Day
<b>(52) Hans Johansson</b>			
1			16:32:29.663
2	1:05.009	+5.739	16:33:34.672
3	1:00.437	+1.167	16:34:35.109
4	59.273	+0.003	16:35:34.382
5	1:01.420	+2.150	16:36:35.802
6	1:05.647	+6.377	16:37:41.449
7	1:00.103	+0.833	16:38:41.552

Lap	Lap Tm	Diff	Time of Day
8	59.697	+0.427	16:39:41.249
9	<b>59.270</b>		16:40:40.519
10	59.998	+0.728	16:41:40.517

Lap	Lap Tm	Diff	Time of Day
<b>(59) Jan Strand</b>			
1			16:32:32.639
2	1:12.725	+12.597	16:33:45.364
3	1:05.844	+5.716	16:34:51.208
4	1:03.360	+3.232	16:35:54.568
5	1:01.457	+1.329	16:36:56.025
6	1:03.020	+2.892	16:37:59.045
7	1:00.822	+0.694	16:38:59.867
8	1:00.518	+0.390	16:40:00.385
9	<b>1:00.128</b>		16:41:00.513

Lap	Lap Tm	Diff	Time of Day
<b>(73) Henrik Vognstrup</b>			
1			16:32:31.517
2	1:04.406	+4.057	16:33:35.923
3	1:03.028	+2.679	16:34:38.951
4	1:00.709	+0.360	16:35:39.660
5	1:01.164	+0.815	16:36:40.824
6	1:01.375	+1.026	16:37:42.199
7	1:01.197	+0.848	16:38:43.396
8	<b>1:00.349</b>		16:39:43.745
9	1:01.853	+1.504	16:40:45.598

Tävlingssledare Olle Bång

Orbits

Tavlingssekreterare Stina Röjder Berglund

www.amb-it.com

Domarordförande Per Birkefall

www.mylaps.com

Tidtagningsschef Anna Tallén

Licensed to: Race Consulting

Printed: 2010-05-15 17:04:08

Clubman/RS

Kinnekulle Ring 2,073 Km

Fri Träning 2

2010-05-16 09:00

Practice started at 9:00:48

Pos	No.	Name	Sponsor	Nat	Club	Hometown	Best Tm	Diff	2nd Best
1	12						53.787		54.376
Clubman									
1	68	Henrik Andersen		Sw	HMS	Hörby	53.171		53.943
2	70	Flemming Bendixen		Di	HMS	Herlev	54.866	1.695	55.128
3	71	Stefan Mumm		Sw	Svedala MK	Stockholm	54.918	1.747	55.118
4	72	Bjarne Mumm			SSK		54.993	1.822	55.136
5	52	Hans Johansson		Sw	SSK	Kopparberg	55.076	1.905	55.518
6	60	Mikael Aagaard		Di	HMS Danmark	København N	55.200	2.029	55.378
7	62	Pete Roberts		Nr	Norsk Sportsvogn Kl	Aukra	55.489	2.318	55.571
8	56	Jan Nordgren		Sw	MSCC	Höllviken	56.984	3.813	57.266
9	73	Henrik Vognstrup		Di	HMS	Nykøbing Sj	58.835	5.664	59.053
10	59	Jan Strand		Sw	MSCC	Asmundtorp	58.917	5.746	59.957
RS									
1	<b>78</b>	Jan Brunstedt		Sw	<b>SSK</b>	<b>Åkersberga</b>	52.796		53.005
2	4	Peter Eriksson		Sw	Hyllinge MS	Flyinge	53.853	1.057	54.402



# ERCup & SPVM

Clubman/RS

Kinneulle Ring 2,073 Km

Fri Träning 2

2010-05-16 09:00

Practice started at 9:00:48

Lap	Lap Tm	Diff	Time of Day
11	1:00.369	+1.452	9:11:59.449
12	59.957	+1.040	9:12:59.406
13	1:00.162	+1.245	9:13:59.568
14	1:02.274	+3.357	9:15:01.842
15	<b>58.917</b>		9:16:00.759

Lap	Lap Tm	Diff	Time of Day
-----	--------	------	-------------

Lap	Lap Tm	Diff	Time of Day
-----	--------	------	-------------

Clubman/RS

Kinnekulle Ring 2,073 Km

Kval

2010-05-16 10:30

Qualify started at 10:29:43

Pos	No.	Name	Sponsor	Nat	Club	Hometown	Best Tm	Diff	2nd Best
Clubman									
1	68	Henrik Andersen		Sw	HMS	Hörby	52.692		52.773
2	71	Stefan Mumm		Sw	Svedala MK	Stockholm	53.155	0.463	53.221
3	60	Mikael Aagaard		De	HMS Danmark	København N	54.475	1.783	54.590
4	70	Flemming Bendixen		De	HMS	Herlev	54.526	1.834	54.736
5	62	Pete Roberts		Nr	Norsk Sportsvogn Kl	Aukra	54.594	1.902	55.088
6	72	Bjarne Mumm			SSK		55.115	2.423	55.394
7	52	Hans Johansson		Sw	SSK	Kopparberg	55.773	3.081	56.075
8	56	Jan Nordgren		Sw	MSCC	Höllviken	56.196	3.504	56.384
9	73	Henrik Vognstrup		De	HMS	Nykøbing Sj	58.229	5.537	58.906
10	59	Jan Strand		Sw	MSCC	Asmundtorp	58.764	6.072	59.251

RS

1	78	Jan Brunstedt		Sw	SSK	Åkersberga	52.508		52.755
2	4	Peter Eriksson		Sw	Hyllinge MS	Flyinge	52.687	0.179	53.926
3	12	Anders Mårtensson			ARC		53.065	0.557	53.467

# ERCup & SPVM

Clubman/RS

Kinneulle Ring 2,073 Km

Race 1

2010-05-16 13:15

Race (15 Laps)

POLE POSITION

**2**  
4 Peter Eriksson  
52.687

**4**  
12 Anders Mårtensson  
53.065

**6**  
60 Mikael Aagaard  
54.475

**8**  
62 Pete Roberts  
54.594

**10**  
52 Hans Johansson  
55.773

**12**  
73 Henrik Vognstrup  
58.229

**1**  
78 Jan Brunstedt  
52.508

**3**  
68 Henrik Andersen  
52.692

**5**  
71 Stefan Mumm  
53.155

**7**  
70 Flemming Bendixen  
54.526

**9**  
72 Bjarne Mumm  
55.115

**11**  
56 Jan Nordgren  
56.196

**13**  
59 Jan Strand  
58.764

**1**

**2**

**3**

**4**

**5**

**6**

**7**

Clubman/RS

Kinnekulle Ring 2,073 Km

Kval Off

2010-05-16 10:30

Qualify started at 10:29:43

Pos	No.	Name	Sponsor	Nat	Club	Hometown	Best Tm	Diff	2nd Best
Clubman									
1	68	Henrik Andersen		Sw	HMS	Hörby	52.692		52.773
2	71	Stefan Mumm		Sw	Svedala MK	Stockholm	53.155	0.463	53.221
3	60	Mikael Aagaard		De	HMS Danmark	København N	54.475	1.783	54.590
4	70	Flemming Bendixen		De	HMS	Herlev	54.526	1.834	54.736
5	62	Pete Roberts		Nr	Norsk Sportsvogn Kl	Aukra	54.594	1.902	55.088
6	72	Bjarne Mumm			SSK		55.115	2.423	55.394
7	52	Hans Johansson		Sw	SSK	Kopparberg	55.773	3.081	56.075
8	56	Jan Nordgren		Sw	MSCC	Höllviken	56.196	3.504	56.384
9	73	Henrik Vognstrup		De	HMS	Nykøbing Sj	58.229	5.537	58.906
10	59	Jan Strand		Sw	MSCC	Asmundtorp	58.764	6.072	59.251
RS									
1	78	Jan Brunstedt		Sw	SSK	Åkersberga	52.508		52.755
2	4	Peter Eriksson		Sw	Hyllinge MS	Flyinge	52.687	0.179	53.926
3	12	Anders Mårtensson			ARC		53.065	0.557	53.467





# ERCup & SPVM

Clubman/RS

Kinneulle Ring 2,073 Km

Kval

2010-05-16 10:30

Qualify started at 10:29:43

Lap	Lap Tm	Diff	Time of Day
15	1:02.375	+3.611	10:49:57.596

Lap	Lap Tm	Diff	Time of Day
-----	--------	------	-------------

Lap	Lap Tm	Diff	Time of Day
-----	--------	------	-------------

Clubman/RS

Kinnekulle Ring 2,073 Km

Race 1

2010-05-16 13:15

Race (15 Laps) started at 13:16:08

Pos	No.	Name	Club	Best Tm
Clubman				
1	68	Henrik Andersen	HMS	53.324
2	71	Stefan Mumm	Svedala MK	53.069
3	60	Mikael Aagaard	HMS Danmark	54.421
4	70	Flemming Bendixen	HMS	54.644
5	72	Bjarne Mumm	SSK	55.135
6	62	Pete Roberts	Norsk Sportsvogn Klubt	54.437
7	56	Jan Nordgren	MSCC	56.671
8	59	Jan Strand	MSCC	58.545
9	73	Henrik Vognstrup	HMS	58.404

Not classified ()

DNS 52 Hans Johansson SSK

RS

1	4	Peter Eriksson	Hyllinge MS	53.046
2	12	Anders Mårtensson	ARC	53.277
3	<b>78</b>	Jan Brunstedt	<b>SSK</b>	<b>53.000</b>

Margin of Victory	Avg. Speed	Best Lap Tm	Best Speed	Best Lap by
0.531	95,772	53.000	140,808	78 - Jan Brunstedt

Tävlingsledare Olle Bång

Orbits

Tavlingssekreterare Stina Røjder Berglund

www.amb-it.com

Domarordförande Per Birkefall

www.mylaps.com

Tidtagningschef Anna Tallén

Licensed to: Race Consulting

Printed: 2010-05-16 13:37:11

Clubman/RS

Kinnekulle Ring 2,073 Km

Race 1 Off

2010-05-16 13:15

Race started at 13:16:08

Pos	No.	Name	Club	Best Tm	Laps	Total Tm
1	4	Peter Eriksson	Hyllinge MS	53.046	15	19:28.844
2	12	Anders Mårtensson	ARC	53.277	15	19:29.375
3	68	Henrik Andersen	HMS	53.324	15	19:30.359
4	71	Stefan Mumm	Svedala MK	53.069	15	19:30.960
5	60	Mikael Aagaard	HMS Danmark	54.421	15	19:38.243
6	70	Flemming Bendixen	HMS	54.644	15	19:40.450
7	72	Bjarne Mumm	SSK	55.135	15	19:41.747
8	62	Pete Roberts	Norsk Sportsvogn Klubt	54.437	15	19:42.563
9	56	Jan Nordgren	MSCC	56.671	15	19:46.828
10	59	Jan Strand	MSCC	58.545	15	19:58.732
11	73	Henrik Vognstrup	HMS	58.404	15	19:59.280
12	<b>78</b>	Jan Brunstedt	<b>SSK</b>	<b>53.000</b>	6	5:16.147

Not classified ()

DNS 52 Hans Johansson SSK

Margin of Victory	Avg. Speed	Best Lap Tm	Best Speed	Best Lap by
0.531	95,772	53.000	140,808	78 - Jan Brunstedt

Tävlingsledare Olle Bång

Orbits

Tävlingssekreterare Stina Røjder Berglund

www.amb-it.com

Domarordförande Per Birkefall

www.mylaps.com

Tidtagningsschef Anna Tallén

Licensed to: Race Consulting

Printed: 2010-05-16 16:47:12



POLE POSITION

<b>2</b>	<b>4 Peter Eriksson</b> 53.046
<b>4</b>	<b>12 Anders Mårtensson</b> 53.277
<b>6</b>	<b>60 Mikael Aagaard</b> 54.421
<b>8</b>	<b>70 Flemming Bendixen</b> 54.644
<b>10</b>	<b>56 Jan Nordgren</b> 56.671
<b>12</b>	<b>59 Jan Strand</b> 58.545

<b>1</b>	<b>78 Jan Brunstedt</b> 53.000
<b>3</b>	<b>71 Stefan Mumm</b> 53.069
<b>5</b>	<b>68 Henrik Andersen</b> 53.324
<b>7</b>	<b>62 Pete Roberts</b> 54.437
<b>9</b>	<b>72 Bjarne Mumm</b> 55.135
<b>11</b>	<b>73 Henrik Vognstrup</b> 58.404
<b>13</b>	<b>52 Hans Johansson</b>

**1**  
**2**  
**3**  
**4**  
**5**  
**6**  
**7**

Clubman/RS

Kinnekulle Ring 2,073 Km

Race 2

2010-05-16 15:00

Race (15 Laps) started at 14:51:41

Pos	No.	Name	Club	Best Tm	Laps	Total Tm
Clubman						
1	71	Stefan Mumm	Svedala MK	53.534	15	15:58.918
2	68	Henrik Andersen	HMS	53.624	15	16:02.050
3	60	Mikael Aagaard	HMS Danmark	54.545	15	16:09.257
4	62	Pete Roberts	Norsk Sportsvogn Klubt	55.693	15	16:09.421
5	70	Flemming Bendixen	HMS	56.064	15	16:12.803
6	56	Jan Nordgren	MSCC	56.464	15	16:14.782

Not classified ()

DNF	59	Jan Strand	MSCC	58.800	7	7:08.540
DNF	72	Bjarne Mumm	SSK	55.017	6	5:40.254
DNS	52	Hans Johansson	SSK			

RS

1	4	Peter Eriksson	Hyllinge MS	53.547	15	15:57.042
2	12	Anders Mårtensson	ARC	53.521	15	15:57.604

Not classified ()

DNS	78	Jan Brunstedt	SSK			
-----	----	---------------	-----	--	--	--

Margin of Victory	Avg. Speed	Best Lap Tm	Best Speed	Best Lap by
0.562	116,967	53.521	139,437	12 - Anders Mårtensson

Tävlingsledare Olle Bång

Orbits

Tävlingssekreterare Stina Røjder Berglund

www.amb-it.com

Domarordförande Per Birkefall

www.mylaps.com

Tidtagningsschef Anna Tallén

Licensed to: Race Consulting

Clubman/RS

Kinnekulle Ring 2,073 Km

Race 2 Off

2010-05-16 15:00

Race (15 Laps) started at 14:51:41

Pos	No.	Name	Club	Best Tm	Laps	Total Tm
Clubman						
1	71	Stefan Mumm	Svedala MK	53.534	15	15:58.918
2	68	Henrik Andersen	HMS	53.624	15	16:02.050
3	60	Mikael Aagaard	HMS Danmark	54.545	15	16:09.257
4	62	Pete Roberts	Norsk Sportsvogn Klubt	55.693	15	16:09.421
5	70	Flemming Bendixen	HMS	56.064	15	16:12.803
6	56	Jan Nordgren	MSCC	56.464	15	16:14.782

Not classified ()

DNF	59	Jan Strand	MSCC	58.800	7	7:08.540
DNF	72	Bjarne Mumm	SSK	55.017	6	5:40.254
DNF	73	Henrik Vognstrup	HMS			
DNS	52	Hans Johansson	SSK			

RS

1	4	Peter Eriksson	Hyllinge MS	53.547	15	15:57.042
2	12	Anders Mårtensson	ARC	53.521	15	15:57.604

Not classified ()

DNS	78	Jan Brunstedt	SSK			
-----	----	---------------	-----	--	--	--

Margin of Victory	Avg. Speed	Best Lap Tm	Best Speed	Best Lap by
0.562	116,967	53.521	139,437	12 - Anders Mårtensson

Tävlingsledare Olle Bång

Orbits

Tavlingssekreterare Stina Røjder Berglund

www.amb-it.com

Domarordförande Per Birkefall

www.mylaps.com

Tidtagningschef Anna Tallén

Licensed to: Race Consulting



# ERCup & SPVM

Clubman/RS

Kinneulle Ring 2,073 Km

Race 2

2010-05-16 15:00

Race (15 Laps) started at 14:51:41

Lap	Lap Tm	Diff	Time of Day
<b>(4) Peter Eriksson</b>			
1			14:52:39.361
2	54.483	+0.936	14:53:33.844
3	53.968	+0.421	14:54:27.812
4	53.939	+0.392	14:55:21.751
5	53.708	+0.161	14:56:15.459
6	53.622	+0.075	14:57:09.081
7	53.732	+0.185	14:58:02.813
8	55.257	+1.710	14:58:58.070
9	2:16.911	+1:23.364	15:01:14.981
10	1:53.732	+1:00.185	15:03:08.713
11	55.084	+1.537	15:04:03.797
12	<b>53.547</b>		15:04:57.344
13	53.601	+0.054	15:05:50.945
14	53.781	+0.234	15:06:44.726
15	54.034	+0.487	15:07:38.760

Lap	Lap Tm	Diff	Time of Day
<b>(12) Anders Mårtensson</b>			
1			14:52:40.308
2	54.141	+0.620	14:53:34.449
3	53.639	+0.118	14:54:28.088
4	53.856	+0.335	14:55:21.944
5	53.726	+0.205	14:56:15.670
6	53.739	+0.218	14:57:09.409
7	53.842	+0.321	14:58:03.251
8	55.099	+1.578	14:58:58.350
9	2:17.565	+1:24.044	15:01:15.915
10	1:53.103	+59.582	15:03:09.018
11	55.297	+1.776	15:04:04.315
12	53.533	+0.012	15:04:57.848
13	<b>53.521</b>		15:05:51.369
14	53.767	+0.246	15:06:45.136
15	54.186	+0.665	15:07:39.322

Lap	Lap Tm	Diff	Time of Day
<b>(71) Stefan Mumm</b>			
1			14:52:39.619
2	54.771	+1.237	14:53:34.390
3	54.280	+0.746	14:54:28.670
4	53.911	+0.377	14:55:22.581
5	53.717	+0.183	14:56:16.298
6	<b>53.534</b>		14:57:09.832
7	54.182	+0.648	14:58:04.014
8	54.528	+0.994	14:58:58.542
9	2:18.248	+1:24.714	15:01:16.790
10	1:52.512	+58.978	15:03:09.302
11	55.530	+1.996	15:04:04.832
12	53.756	+0.222	15:04:58.588
13	53.660	+0.126	15:05:52.248
14	53.718	+0.184	15:06:45.966
15	54.670	+1.136	15:07:40.636

Lap	Lap Tm	Diff	Time of Day
<b>(68) Henrik Andersen</b>			
1			14:52:40.186
2	55.041	+1.417	14:53:35.227
3	54.034	+0.410	14:54:29.261
4	53.957	+0.333	14:55:23.218
5	<b>53.624</b>		14:56:16.842
6	53.880	+0.256	14:57:10.722
7	54.462	+0.838	14:58:05.184
8	54.969	+1.345	14:59:00.153
9	2:17.334	+1:23.710	15:01:17.487
10	1:51.932	+58.308	15:03:09.419
11	55.971	+2.347	15:04:05.390
12	54.214	+0.590	15:04:59.604
13	54.060	+0.436	15:05:53.664

Lap	Lap Tm	Diff	Time of Day
14	54.240	+0.616	15:06:47.904
15	55.864	+2.240	15:07:43.768
<b>(60) Mikael Aagaard</b>			
1			14:52:41.311
2	55.188	+0.643	14:53:36.499
3	<b>54.545</b>		14:54:31.044
4	55.273	+0.728	14:55:26.317
5	55.299	+0.754	14:56:21.616
6	55.467	+0.922	14:57:17.083
7	55.707	+1.162	14:58:12.790
8	56.839	+2.294	14:59:09.629
9	2:08.586	+1:14.041	15:01:18.215
10	1:51.611	+57.066	15:03:09.826
11	57.171	+2.626	15:04:06.997
12	56.147	+1.602	15:05:03.144
13	55.303	+0.758	15:05:58.447
14	56.414	+1.869	15:06:54.861
15	56.114	+1.569	15:07:50.975

Lap	Lap Tm	Diff	Time of Day
<b>(62) Pete Roberts</b>			
1			14:52:41.507
2	56.205	+0.512	14:53:37.712
3	56.452	+0.759	14:54:34.164
4	55.761	+0.068	14:55:29.925
5	56.959	+1.266	14:56:26.884
6	56.053	+0.360	14:57:22.937
7	56.910	+1.217	14:58:19.847
8	59.115	+3.422	14:59:18.962
9	2:00.098	+1:04.405	15:01:19.060
10	1:51.130	+55.437	15:03:10.190
11	57.115	+1.422	15:04:07.305
12	55.801	+0.108	15:05:03.106
13	56.332	+0.639	15:05:59.438
14	56.008	+0.315	15:06:55.446
15	<b>55.693</b>		15:07:51.139

Lap	Lap Tm	Diff	Time of Day
<b>(70) Flemming Bendixen</b>			
1			14:52:42.165
2	57.402	+1.338	14:53:39.567
3	57.217	+1.153	14:54:36.784
4	57.304	+1.240	14:55:34.088
5	56.349	+0.285	14:56:30.437
6	56.334	+0.270	14:57:26.771
7	56.398	+0.334	14:58:23.169
8	56.514	+0.450	14:59:19.683
9	2:00.419	+1:04.355	15:01:20.102
10	1:50.384	+54.320	15:03:10.486
11	58.148	+2.084	15:04:08.634
12	56.330	+0.266	15:05:04.964
13	56.570	+0.506	15:06:01.534
14	<b>56.064</b>		15:06:57.598
15	56.923	+0.859	15:07:54.521

Lap	Lap Tm	Diff	Time of Day
<b>(56) Jan Nordgren</b>			
1			14:52:43.863
2	57.730	+1.266	14:53:41.593
3	57.563	+1.099	14:54:39.156
4	56.953	+0.489	14:55:36.109
5	56.830	+0.366	14:56:32.939
6	57.431	+0.967	14:57:30.370
7	57.534	+1.070	14:58:27.904
8	1:02.893	+6.429	14:59:30.797
9	1:50.611	+54.147	15:01:21.408
10	1:49.755	+53.291	15:03:11.163
11	58.220	+1.756	15:04:09.383

Lap	Lap Tm	Diff	Time of Day
12	<b>56.464</b>		15:05:05.847
13	56.608	+0.144	15:06:02.455
14	56.786	+0.322	15:06:59.241
15	57.259	+0.795	15:07:56.500

Lap	Lap Tm	Diff	Time of Day
<b>(59) Jan Strand</b>			
1			14:52:49.601
2	1:00.730	+1.930	14:53:50.331
3	59.354	+0.554	14:54:49.685
4	<b>58.800</b>		14:55:48.485
5	58.894	+0.094	14:56:47.379
6	59.288	+0.488	14:57:46.667
7	1:03.591	+4.791	14:58:50.258

Lap	Lap Tm	Diff	Time of Day
<b>(72) Bjarne Mumm</b>			
1			14:52:42.680
2	56.817	+1.800	14:53:39.497
3	55.480	+0.463	14:54:34.977
4	<b>55.017</b>		14:55:29.994
5	56.811	+1.794	14:56:26.805
6	55.167	+0.150	14:57:21.972

Tävlingsledare Olle Bång

Orbits

Tavlingssekreterare Stina Røjder Berglund

www.amb-it.com

Domarordförande Per Birkefall

www.mylaps.com

Tidtagningschef Anna Tallén

Licensed to: Race Consulting

Printed: 2010-05-16 15:22:49

Modsport I. II

Kinnekulle Ring 2,073 Km

Fri Träning 2

2010-05-16 10:00

Practice started at 9:59:12

Pos	No.	Name	Sponsor	Nat	Club	Hometown	Best Tm	Diff	2nd Best
1	24						54.382		55.508
2	47						57.178	2.796	58.765
3	11								

## Modsport 1

1	11	Villy Zielinski		Sv	Göteborgs svk	Gånghester	55.260		55.335
2	3	Jaan Tolli		Sv	Hyllinge ms	gantofta	56.222	0.962	56.314
3	72	John-Erik Öberg		Sv			56.539	1.279	56.607
4	33	Kenneth Nilsson		Sv	SMK Eda	Åmotfors	56.618	1.358	58.181
5	1	Sören Trygg		Sv	SSK	Täby	58.494	3.234	58.523
6	45	Peter Eriksson		Sv	Hyllinge MS	Flyinge	59.954	4.694	1:02.127
7	6	Kenneth Winkler		Sv	Linköpings MS	Vikingstad	1:10.544	15.284	1:11.356

## Modsport II

1	79	Mats Hildingsson		Sv	Hyllinge Ms	Hamneda	57.326		58.303
---	----	------------------	--	----	-------------	---------	--------	--	--------

Lap	Lap Tm	Diff	Time of Day
<b>(24)</b>			
1			10:00:12.716
2	1:16.176	+21.794	10:01:28.892
3	59.528	+5.146	10:02:28.420
4	55.695	+1.313	10:03:24.115
5	55.508	+1.126	10:04:19.623
6	58.767	+4.385	10:05:18.390
7	55.623	+1.241	10:06:14.013
8	<b>54.382</b>		10:07:08.395
9	9:25.348	+8:30.966	10:16:33.743

Lap	Lap Tm	Diff	Time of Day
<b>(11) Villy Zielinski</b>			
1			10:00:30.452
2	1:15.910	+20.650	10:01:46.362
3	56.988	+1.728	10:02:43.350
4	55.335	+0.075	10:03:38.685
5	<b>55.260</b>		10:04:33.945
6	58.668	+3.408	10:05:32.613

Lap	Lap Tm	Diff	Time of Day
<b>(3) Jaan Tulli</b>			
1			10:00:19.998
2	1:18.440	+22.218	10:01:38.438
3	59.889	+3.667	10:02:38.327
4	56.659	+0.437	10:03:34.986
5	57.637	+1.415	10:04:32.623
6	56.314	+0.092	10:05:28.937
7	56.809	+0.587	10:06:25.746
8	<b>56.222</b>		10:07:21.968
9	56.379	+0.157	10:08:18.347
10	56.838	+0.616	10:09:15.185
11	57.443	+1.221	10:10:12.628
12	6:24.586	+5:28.364	10:16:37.214

Lap	Lap Tm	Diff	Time of Day
<b>(72) John-Erik Öberg</b>			
1			10:00:21.167
2	1:12.036	+15.497	10:01:33.203
3	59.004	+2.465	10:02:32.207
4	57.180	+0.641	10:03:29.387
5	56.607	+0.068	10:04:25.994
6	58.258	+1.719	10:05:24.252
7	56.642	+0.103	10:06:20.894
8	<b>56.539</b>		10:07:17.433
9	57.767	+1.228	10:08:15.200
10	7:54.584	+6:58.045	10:16:09.784

Lap	Lap Tm	Diff	Time of Day
<b>(33) Kenneth Nilsson</b>			
1			10:00:16.680
2	1:16.931	+20.313	10:01:33.611
3	59.875	+3.257	10:02:33.486
4	59.876	+3.258	10:03:33.362
5	1:01.519	+4.901	10:04:34.881
6	58.181	+1.563	10:05:33.062
7	1:02.659	+6.041	10:06:35.721
8	1:03.691	+7.073	10:07:39.412
9	<b>56.618</b>		10:08:36.030

Lap	Lap Tm	Diff	Time of Day
<b>(47)</b>			
1			10:00:18.542
2	1:16.205	+19.027	10:01:34.747
3	1:00.276	+3.098	10:02:35.023
4	58.765	+1.587	10:03:33.788
5	59.561	+2.383	10:04:33.349
6	59.010	+1.832	10:05:32.359
7	1:02.568	+5.390	10:06:34.927
8	1:09.922	+12.744	10:07:44.849

Lap	Lap Tm	Diff	Time of Day
9	<b>57.178</b>		10:08:42.027
10	59.718	+2.540	10:09:41.745
11	6:35.040	+5:37.862	10:16:16.785

Lap	Lap Tm	Diff	Time of Day
<b>(79) Mats Hildingsson</b>			
1			10:00:28.707
2	1:28.634	+31.308	10:01:57.341
3	1:07.054	+9.728	10:03:04.395
4	1:08.747	+11.421	10:04:13.142
5	1:04.592	+7.266	10:05:17.734
6	1:01.618	+4.292	10:06:19.352
7	1:00.276	+2.950	10:07:19.628
8	1:02.065	+4.739	10:08:21.693
9	1:00.214	+2.888	10:09:21.907
10	58.905	+1.579	10:10:20.812
11	59.062	+1.736	10:11:19.874
12	59.281	+1.955	10:12:19.155
13	58.310	+0.984	10:13:17.465
14	58.303	+0.977	10:14:15.768
15	<b>57.326</b>		10:15:13.094

Lap	Lap Tm	Diff	Time of Day
<b>(1) Sören Trygg</b>			
1			10:00:14.368
2	1:15.977	+17.483	10:01:30.345
3	1:01.418	+2.924	10:02:31.763
4	1:00.982	+2.488	10:03:32.745
5	59.610	+1.116	10:04:32.355
6	1:00.394	+1.900	10:05:32.749
7	1:02.476	+3.982	10:06:35.225
8	1:00.568	+2.074	10:07:35.793
9	58.665	+0.171	10:08:34.458
10	59.293	+0.799	10:09:33.751
11	58.523	+0.029	10:10:32.274
12	58.566	+0.072	10:11:30.840
13	<b>58.494</b>		10:12:29.334
14	3:36.980	+2:38.486	10:16:06.314

Lap	Lap Tm	Diff	Time of Day
<b>(45) Peter Eriksson</b>			
1			10:00:26.391
2	1:31.588	+31.634	10:01:57.979
3	1:13.749	+13.795	10:03:11.728
4	1:04.537	+4.583	10:04:16.265
5	1:02.127	+2.173	10:05:18.392
6	1:57.220	+57.266	10:07:15.612
7	2:52.198	+1:52.244	10:10:07.810
8	1:05.069	+5.115	10:11:12.879
9	<b>59.954</b>		10:12:12.833
10	4:00.863	+3:00.909	10:16:13.696

Lap	Lap Tm	Diff	Time of Day
<b>(6) Kenneth Winkler</b>			
1			10:00:23.722
2	1:24.683	+14.139	10:01:48.405
3	1:13.311	+2.767	10:03:01.716
4	2:23.671	+1:13.127	10:05:25.387
5	<b>1:10.544</b>		10:06:35.931
6	1:11.356	+0.812	10:07:47.287
7	8:42.741	+7:32.197	10:16:30.028

Modsport I. II

Kinnekulle Ring 2,073 Km

Kval

2010-05-16 12:00

Qualify started at 11:57:05

Pos	No.	Name	Sponsor	Nat	Club	Hometown	Best Tm	Diff	2nd Best
Modsport 1									
1	78	Jan Brunstedt		Sv	SSK	Åkersberga	54.037		54.310
2	11	Villy Zielinski		Sv	Göteborgs svk	Gånghester	54.074	0.037	54.405
3	33	Kenneth Nilsson		Sv	SMK Eda	Åmotfors	55.529	1.492	56.072
4	3	Jaan Tolli		Sv	Hyllinge ms	gantofta	55.810	1.773	56.045
5	45	Peter Eriksson		Sv	Hyllinge MS	Flyinge	55.985	1.948	56.027
6	72	John-Erik Öberg		Sv			56.833	2.796	57.465
7	1	Sören Trygg		Sv	SSK	Täby	57.641	3.604	57.918
8	6	Kenneth Winkler		Sv	Linköpings MS	Vikingstad	1:05.422	11.385	1:05.615

## Modsport II

1	8	Joakim Granfors		Sv	KAK	Eskilstuna	55.269		55.787
2	79	Mats Hildingsson		Sv	Hyllinge Ms	Hamneda	56.988	1.719	57.248

# ERCup & SPVM

Modsport I. II

Kinneulle Ring 2,073 Km

Race 1

2010-05-16 14:00

Race (15 Laps)

POLE POSITION

<b>2</b> 11 Villy Zielinski 54.074
<b>4</b> 33 Kenneth Nilsson 55.529
<b>6</b> 45 Peter Eriksson 55.985
<b>8</b> 79 Mats Hildingsson 56.988
<b>10</b> 6 Kenneth Winkler 1:05.422

<b>1</b> 78 Jan Brunstedt 54.037
<b>3</b> 8 Joakim Granfors 55.269
<b>5</b> 3 Jaan Tolli 55.810
<b>7</b> 72 John-Erik Öberg 56.833
<b>9</b> 1 Sören Trygg 57.641

1  
2  
3  
4  
5

Modsport I. II

Kinnekulle Ring 2,073 Km

Kval Off

2010-05-16 12:00

Qualify started at 11:57:05

Pos	No.	Name	Sponsor	Nat	Club	Hometown	Best Tm	Diff	2nd Best
Modsport 1									
1	78	Jan Brunstedt		Sv	SSK	Åkersberga	54.037		54.310
2	11	Villy Zielinski		Sv	Göteborgs svk	Gånghester	54.074	0.037	54.405
3	33	Kenneth Nilsson		Sv	SMK Eda	Åmotfors	55.529	1.492	56.072
4	3	Jaan Tolli		Sv	Hyllinge ms	gantofta	55.810	1.773	56.045
5	45	Peter Eriksson		Sv	Hyllinge MS	Flyinge	55.985	1.948	56.027
6	72	John-Erik Öberg		Sv			56.833	2.796	57.465
7	1	Sören Trygg		Sv	SSK	Täby	57.641	3.604	57.918
8	6	Kenneth Winkler		Sv	Linköpings MS	Vikingstad	1:05.422	11.385	1:05.615

## Modsport II

1	8	Joakim Granfors		Sv	KAK	Eskilstuna	55.269		55.787
2	79	Mats Hildingsson		Sv	Hyllinge Ms	Hamneda	56.988	1.719	57.248

Lap	Lap Tm	Diff	Time of Day
<b>(78) Jan Brunstedt</b>			
1			11:57:22.058
2	1:17.632	+23.595	11:58:39.690
3	57.412	+3.375	11:59:37.102
4	54.418	+0.381	12:00:31.520
5	<b>54.037</b>		12:01:25.557
6	1:03.908	+9.871	12:02:29.465
7	54.310	+0.273	12:03:23.775

Lap	Lap Tm	Diff	Time of Day
<b>(11) Villy Zielinski</b>			
1			11:57:12.268
2	1:08.468	+14.394	11:58:20.736
3	55.491	+1.417	11:59:16.227
4	54.829	+0.755	12:00:11.056
5	55.298	+1.224	12:01:06.354
6	<b>54.074</b>		12:02:00.428
7	54.405	+0.331	12:02:54.833
8	54.733	+0.659	12:03:49.566
9	2:23.796	+1:29.722	12:06:13.362

Lap	Lap Tm	Diff	Time of Day
<b>(8) Joakim Granfors</b>			
1			11:57:15.498
2	1:07.272	+12.003	11:58:22.770
3	57.321	+2.052	11:59:20.091
4	56.740	+1.471	12:00:16.831
5	55.787	+0.518	12:01:12.618
6	55.796	+0.527	12:02:08.414
7	<b>55.269</b>		12:03:03.683

Lap	Lap Tm	Diff	Time of Day
<b>(33) Kenneth Nilsson</b>			
1			11:57:41.393
2	1:17.772	+22.243	11:58:59.165
3	1:01.205	+5.676	12:00:00.370
4	58.926	+3.397	12:00:59.296
5	56.800	+1.271	12:01:56.096
6	56.072	+0.543	12:02:52.168
7	56.705	+1.176	12:03:48.873
8	58.109	+2.580	12:04:46.982
9	57.912	+2.383	12:05:44.894
10	<b>55.529</b>		12:06:40.423

Lap	Lap Tm	Diff	Time of Day
<b>(3) Jaan Tolle</b>			
1			11:57:32.172
2	1:12.725	+16.915	11:58:44.897
3	1:10.104	+14.294	11:59:55.001
4	5:12.649	+4:16.839	12:05:07.650
5	1:04.691	+8.881	12:06:12.341
6	57.571	+1.761	12:07:09.912
7	56.403	+0.593	12:08:06.315
8	56.178	+0.368	12:09:02.493
9	57.515	+1.705	12:10:00.008
10	56.045	+0.235	12:10:56.053
11	<b>55.810</b>		12:11:51.863
12	56.265	+0.455	12:12:48.128
13	56.153	+0.343	12:13:44.281

Lap	Lap Tm	Diff	Time of Day
<b>(45) Peter Eriksson</b>			
1			11:57:35.690
2	1:21.889	+25.904	11:58:57.579
3	1:04.538	+8.553	12:00:02.117
4	58.891	+2.906	12:01:01.008
5	56.450	+0.465	12:01:57.458
6	56.027	+0.042	12:02:53.485
7	5:32.061	+4:36.076	12:08:25.546
8	1:06.323	+10.338	12:09:31.869

Lap	Lap Tm	Diff	Time of Day
9	59.753	+3.768	12:10:31.622
10	<b>55.985</b>		12:11:27.607
11	56.325	+0.340	12:12:23.932

Lap	Lap Tm	Diff	Time of Day
<b>(72) John-Erik Öberg</b>			
1			11:57:14.223
2	1:07.020	+10.187	11:58:21.243
3	<b>56.833</b>		11:59:18.076
4	58.446	+1.613	12:00:16.522
5	58.748	+1.915	12:01:15.270
6	58.642	+1.809	12:02:13.912
7	57.574	+0.741	12:03:11.486
8	58.301	+1.468	12:04:09.787
9	57.958	+1.125	12:05:07.745
10	57.988	+1.155	12:06:05.733
11	57.465	+0.632	12:07:03.198
12	2:58.213	+2:01.380	12:10:01.411
13	1:02.593	+5.760	12:11:04.004

Lap	Lap Tm	Diff	Time of Day
<b>(79) Mats Hildingsson</b>			
1			11:57:18.600
2	1:08.422	+11.434	11:58:27.022
3	58.344	+1.356	11:59:25.366
4	57.831	+0.843	12:00:23.197
5	57.678	+0.690	12:01:20.875
6	57.922	+0.934	12:02:18.797
7	57.512	+0.524	12:03:16.309
8	57.248	+0.260	12:04:13.557
9	57.303	+0.315	12:05:10.860
10	<b>56.988</b>		12:06:07.848
11	58.184	+1.196	12:07:06.032
12	58.755	+1.767	12:08:04.787
13	57.597	+0.609	12:09:02.384
14	59.496	+2.508	12:10:01.880
15	1:00.226	+3.238	12:11:02.106
16	1:01.677	+4.689	12:12:03.783
17	1:04.305	+7.317	12:13:08.088
18	1:09.074	+12.086	12:14:17.162

Lap	Lap Tm	Diff	Time of Day
<b>(1) Sören Trygg</b>			
1			11:57:29.540
2	1:10.686	+13.045	11:58:40.226
3	59.199	+1.558	11:59:39.425
4	58.160	+0.519	12:00:37.585
5	57.953	+0.312	12:01:35.538
6	57.918	+0.277	12:02:33.456
7	58.280	+0.639	12:03:31.736
8	58.921	+1.280	12:04:30.657
9	58.095	+0.454	12:05:28.752
10	<b>57.641</b>		12:06:26.393
11	1:12.112	+14.471	12:07:38.505
12	1:19.620	+21.979	12:08:58.125
13	1:15.473	+17.832	12:10:13.598
14	1:06.231	+8.590	12:11:19.829
15	1:07.015	+9.374	12:12:26.844
16	1:06.731	+9.090	12:13:33.575

Lap	Lap Tm	Diff	Time of Day
<b>(6) Kenneth Winkler</b>			
1			11:57:38.555
2	1:20.225	+14.803	11:58:58.780
3	<b>1:05.422</b>		12:00:04.202
4	1:05.615	+0.193	12:01:09.817
5	1:07.025	+1.603	12:02:16.842

Modsport I. II

Kinnekulle Ring 2,073 Km

Race 1

2010-05-16 14:00

Race started at 14:26:42

Pos	No.	Name	Club	Best Tm	Laps	Total Tm
<b>Modsport 1</b>						
1	24	Jan Brunstedt	SSK	54.951	15	13:52.126
2	11	Villy Zielinski	Göteborgs svk	54.784	15	13:52.387
3	3	Jaan Tolli	Hyllinge ms	56.497	15	14:25.268
4	33	Kenneth Nilsson	SMK Eda	55.774	15	14:45.550
5	1	Sören Trygg	SSK	58.343	15	14:49.860
<b>Not classified ()</b>						
DNF	72	John-Erik Öberg		56.411	10	9:38.226
DNF	45	Peter Eriksson	Hyllinge MS	56.450	6	5:46.685
DNF	6	Kenneth Winkler	Linköpings MS	1:07.122	3	3:26.194
<b>Modsport II</b>						
1	8	Joakim Granfors	KAK	55.698	15	14:06.812
2	79	Mats Hildingsson	Hyllinge Ms	58.083	15	14:44.759
3	47	Bo Johansson	LotusCarClubSweden	56.969	14	14:51.818

Margin of Victory	Avg. Speed	Best Lap Tm	Best Speed	Best Lap by
0.261	134,525	54.784	136,222	11 - Villy Zielinski

Tävlingsledare Olle Bång

Orbits

Tävlingssekreterare Stina Røjder Berglund

www.amb-it.com

Domarordförande Per Birkefall

www.mylaps.com

Tidtagningsschef Anna Tallén

Licensed to: Race Consulting



Modsport I. II

Kinnekulle Ring 2,073 Km

Race 1 Off

2010-05-16 14:00

Race started at 14:26:42

Pos	No.	Name	Club	Best Tm	Laps	Total Tm
<b>Modsport 1</b>						
1	24	Jan Brunstedt	SSK	54.951	15	13:52.126
2	11	Villy Zielinski	Göteborgs svk	54.784	15	13:52.387
3	3	Jaan Tolli	Hyllinge ms	56.497	15	14:25.268
4	33	Kenneth Nilsson	SMK Eda	55.774	15	14:45.550
5	1	Sören Trygg	SSK	58.343	15	14:49.860
<b>Not classified ()</b>						
DNF	72	John-Erik Öberg		56.411	10	9:38.226
DNF	45	Peter Eriksson	Hyllinge MS	56.450	6	5:46.685
DNF	6	Kenneth Winkler	Linköpings MS	1:07.122	3	3:26.194
<b>Modsport II</b>						
1	8	Joakim Granfors	KAK	55.698	15	14:06.812
2	79	Mats Hildingsson	Hyllinge Ms	58.083	15	14:44.759
3	47	Bo Johansson	LotusCarClubSweden	56.969	14	14:51.818

Margin of Victory	Avg. Speed	Best Lap Tm	Best Speed	Best Lap by
0.261	134,525	54.784	136,222	11 - Villy Zielinski

Tävlingsledare Olle Bång

Orbits

Tävlingssekreterare Stina Røjder Berglund

www.amb-it.com

Domarordförande Per Birkefall

www.mylaps.com

Tidtagningsschef Anna Tallén

Licensed to: Race Consulting

Printed: 2010-05-16 16:49:29



POLE POSITION

<b>2</b>
24 Jan Brunstedt 54.951
<b>4</b>
33 Kenneth Nilsson 55.774
<b>6</b>
45 Peter Eriksson 56.450
<b>8</b>
47 Bo Johansson 56.969
<b>10</b>
1 Sören Trygg 58.343

<b>1</b>
11 Villy Zielinski 54.784
<b>3</b>
8 Joakim Granfors 55.698
<b>5</b>
72 John-Erik Öberg 56.411
<b>7</b>
3 Jaan Tolli 56.497
<b>9</b>
79 Mats Hildingsson 58.083
<b>11</b>
6 Kenneth Winkler 1:07.122

1  
2  
3  
4  
5  
6

Modsport I. II

Kinnekulle Ring 2,073 Km

Race 2

2010-05-16 15:45

Race (15 Laps) started at 16:02:04

Pos	No.	Name	Club	Best Tm	Laps	Total Tm
Modsport 1						
1	24	Jan Brunstedt	SSK	55.448	15	19:55.749
2	11	Villy Zielinski	Göteborgs svk	54.411	15	19:59.036
3	72	John-Erik Öberg		57.944	15	20:16.839
4	3	Jaan Tolli	Hyllinge ms	57.159	15	20:18.484

Not classified ()

DNF	33	Kenneth Nilsson	SMK Eda			
DNF	1	Sören Trygg	SSK			
DNS	45	Peter Eriksson	Hyllinge MS			
DNS	6	Kenneth Winkler	Linköpings MS			

Modsport II

1	8	Joakim Granfors	KAK	57.580	15	20:17.217
2	47	Bo Johansson	LotusCarClubSweden	57.522	15	20:17.634
3	79	Mats Hildingsson	Hyllinge Ms	59.269	13	18:32.605

Margin of Victory	Avg. Speed	Best Lap Tm	Best Speed	Best Lap by
3.287	93,617	54.411	137,156	11 - Villy Zielinski

Tävlingsledare Olle Bång

Orbits

Tavlingssekreterare Stina Rödger Berglund

www.amb-it.com

Domarordförande Per Birkefall

www.mylaps.com

Tidtagningsschef Anna Tallén

Licensed to: Race Consulting

Modsport I. II

Kinnekulle Ring 2,073 Km

Race 2 Off

2010-05-16 15:45

Race (15 Laps) started at 16:02:04

Pos	No.	Name	Club	Best Tm	Laps	Total Tm
Modsport 1						
1	24	Jan Brunstedt	SSK	55.448	15	19:55.749
2	11	Villy Zielinski	Göteborgs svk	54.411	15	19:59.036
3	72	John-Erik Öberg		57.944	15	20:16.839
4	3	Jaan Tolli	Hyllinge ms	57.159	15	20:18.484

Not classified ()

DNF	33	Kenneth Nilsson	SMK Eda			
DNF	1	Sören Trygg	SSK			
DNS	45	Peter Eriksson	Hyllinge MS			
DNS	6	Kenneth Winkler	Linköpings MS			

Modsport II

1	8	Joakim Granfors	KAK	57.580	15	20:17.217
2	47	Bo Johansson	LotusCarClubSweden	57.522	15	20:17.634
3	79	Mats Hildingsson	Hyllinge Ms	59.269	13	18:32.605

Margin of Victory	Avg. Speed	Best Lap Tm	Best Speed	Best Lap by
3.287	93,617	54.411	137,156	11 - Villy Zielinski

Tävlingsledare Olle Bång

Orbits

Tavlingssekreterare Stina Rödger Berglund

www.amb-it.com

Domarordförande Per Birkefall

www.mylaps.com

Tidtagningsschef Anna Tallén

Licensed to: Race Consulting

Lap	Lap Tm	Diff	Time of Day
<b>(24) Jan Brunstedt</b>			
1			16:03:02.537
2	2:12.929	+1:17.481	16:05:15.466
3	2:17.448	+1:22.000	16:07:32.914
4	2:16.550	+1:21.102	16:09:49.464
5	13:08.164	+12:12.716	16:22:57.628
6	1:55.827	+1:00.379	16:24:53.455
7	58.600	+3.152	16:25:52.055
8	56.092	+0.644	16:26:48.147
9	56.035	+0.587	16:27:44.182
10	55.537	+0.089	16:28:39.719
11	55.622	+0.174	16:29:35.341
12	55.991	+0.543	16:30:31.332
13	<b>55.448</b>		16:31:26.780
14	55.848	+0.400	16:32:22.628
15	56.221	+0.773	16:33:18.849

Lap	Lap Tm	Diff	Time of Day
<b>(11) Villy Zielinski</b>			
1			16:03:03.116
2	2:14.106	+1:19.695	16:05:17.222
3	2:18.051	+1:23.640	16:07:35.273
4	2:15.854	+1:21.443	16:09:51.127
5	13:11.882	+12:17.471	16:23:03.009
6	1:51.150	+56.739	16:24:54.159
7	59.641	+5.230	16:25:53.800
8	57.063	+2.652	16:26:50.863
9	55.306	+0.895	16:27:46.169
10	55.207	+0.796	16:28:41.376
11	<b>54.411</b>		16:29:35.787
12	55.794	+1.383	16:30:31.581
13	55.889	+1.478	16:31:27.470
14	56.639	+2.228	16:32:24.109
15	58.027	+3.616	16:33:22.136

Lap	Lap Tm	Diff	Time of Day
<b>(72) John-Erik Öberg</b>			
1			16:03:09.835
2	2:08.478	+1:10.534	16:05:18.313
3	2:17.709	+1:19.765	16:07:36.022
4	2:15.984	+1:18.040	16:09:52.006
5	13:12.848	+12:14.904	16:23:04.854
6	1:49.514	+51.570	16:24:54.368
7	59.315	+1.371	16:25:53.683
8	<b>57.944</b>		16:26:51.627
9	57.953	+0.009	16:27:49.580
10	58.353	+0.409	16:28:47.933
11	58.393	+0.449	16:29:46.326
12	58.392	+0.448	16:30:44.718
13	58.738	+0.794	16:31:43.456
14	58.368	+0.424	16:32:41.824
15	58.115	+0.171	16:33:39.939

Lap	Lap Tm	Diff	Time of Day
<b>(8) Joakim Granfors</b>			
1			16:03:03.212
2	2:13.323	+1:15.743	16:05:16.535
3	2:17.500	+1:19.920	16:07:34.035
4	2:16.308	+1:18.728	16:09:50.343
5	13:11.050	+12:13.470	16:23:01.393
6	1:52.281	+54.701	16:24:53.674
7	1:00.439	+2.859	16:25:54.113
8	<b>57.580</b>		16:26:51.693
9	58.388	+0.808	16:27:50.081
10	59.004	+1.424	16:28:49.085
11	57.892	+0.312	16:29:46.977
12	57.891	+0.311	16:30:44.868
13	58.860	+1.280	16:31:43.728

Lap	Lap Tm	Diff	Time of Day
14	58.405	+0.825	16:32:42.133
15	58.184	+0.604	16:33:40.317

Lap	Lap Tm	Diff	Time of Day
<b>(47) Bo Johansson</b>			
1			16:03:11.260
2	2:08.247	+1:10.725	16:05:19.507
3	2:17.519	+1:19.997	16:07:37.026
4	2:16.244	+1:18.722	16:09:53.270
5	13:15.300	+12:17.778	16:23:08.570
6	1:46.533	+49.011	16:24:55.103
7	59.573	+2.051	16:25:54.676
8	<b>57.522</b>		16:26:52.198
9	58.282	+0.760	16:27:50.480
10	58.413	+0.891	16:28:48.893
11	57.848	+0.326	16:29:46.741
12	58.574	+1.052	16:30:45.315
13	58.849	+1.327	16:31:44.164
14	58.451	+0.929	16:32:42.615
15	58.119	+0.597	16:33:40.734

Lap	Lap Tm	Diff	Time of Day
<b>(3) Jaan Tolle</b>			
1			16:03:21.621
2	2:00.318	+1:03.159	16:05:21.939
3	2:17.675	+1:20.516	16:07:39.614
4	2:16.709	+1:19.550	16:09:56.323
5	13:16.752	+12:19.593	16:23:13.075
6	1:43.059	+45.900	16:24:56.134
7	1:01.789	+4.630	16:25:57.923
8	57.278	+0.119	16:26:55.201
9	57.290	+0.131	16:27:52.491
10	<b>57.159</b>		16:28:49.650
11	57.709	+0.550	16:29:47.359
12	58.292	+1.133	16:30:45.651
13	58.691	+1.532	16:31:44.342
14	58.559	+1.400	16:32:42.901
15	58.683	+1.524	16:33:41.584

Lap	Lap Tm	Diff	Time of Day
<b>(79) Mats Hildingsson</b>			
1			16:03:13.178
2	2:07.741	+1:08.472	16:05:20.919
3	2:17.634	+1:18.365	16:07:38.553
4	2:16.211	+1:16.942	16:09:54.764
5	13:16.187	+12:16.918	16:23:10.951
6	1:44.649	+45.380	16:24:55.600
7	1:02.147	+2.878	16:25:57.747
8	59.884	+0.615	16:26:57.631
9	59.655	+0.386	16:27:57.286
10	<b>59.269</b>		16:28:56.555
11	59.697	+0.428	16:29:56.252
12	59.615	+0.346	16:30:55.867
13	59.838	+0.569	16:31:55.705

Roadsport ABC

Kinnekulle Ring 2,073 Km

Fri Träning 1


2010-05-15 16:40

Practice started at 16:45:40

Pos	No.	Name	Sponsor	Nat	Club	Hometown	Best Tm	Diff	2nd Best
1	24						56.268		57.459
2	17	Christer Almqvist		Sv	Växjö SVK	Växjö	1:00.251	3.983	1:00.664
3	16	Lars Macklin		Sv	SSK	Vallentuna	1:01.312	5.044	1:01.816
4	19	Krister Andero		Sv	SSK	Falköping	1:02.007	5.739	1:03.182
5	33	Kent Johansson		Sv	Karlskoga MF	Karlskoga	1:02.694	6.426	1:03.081
6	11	Toni Berggren & Jonas J.		Sv	KMF	Karlskoga	1:02.957	6.689	1:03.514
7	5	Jonny Gren		Sv	Karlskoga MF	Karlstad	1:03.138	6.870	1:03.495
8	60	Mattias Dahlin		Sv	SVKG	Götene	1:03.187	6.919	1:03.368
9	86	Henrik Pihl	"Arrows Engineering	Sv	SVKG	Göteborg	1:04.169	7.901	1:04.424
10	95	Jonas Berendhardt		S	SVKG	Göteborg	1:04.670	8.402	1:05.781
11	79	Henrik Eriksson		Sv	Karlskoga MK	Eskilstuna	1:04.732	8.464	1:05.055
12	87	Jimmy Visshed		S	MX-5 Racing Club	Kumla	1:04.816	8.548	1:04.824
13	73	Hans Drangel		Sv	MSCC	Stockholm	1:04.954	8.686	1:05.272
14	92	Niklas Falk		S	SVKG	Kungsbacka	1:05.181	8.913	1:05.431
15	77	Christoffer Waern		Sv	SVKG	Frillesås	1:05.291	9.023	1:05.676
16	97	Magnus Ohlsson		Sv	SVKG	Hallabro	1:06.061	9.793	1:06.250
17	59	Max Lindblom		Sv	KMF	Edsvalla	1:06.216	9.948	1:06.893
18	74	Andreas Karlsson		S	MX-5 Racing Club	Västerås	1:06.422	10.154	1:06.728
19	85	Martin Wahlberg		S	SVKG	Göteborg	1:06.645	10.377	1:07.402
20	49						1:06.789	10.521	1:07.091
21	96	Magnus Pettersson		Sv	Örebro Racingclub	Kumla	1:07.745	11.477	1:07.865
22	80	Ronnie Hofberg		Sv	MX-5 Racing Club	Heby	1:08.194	11.926	1:09.103
23	84	Torkel Kristensson		Sv	MX5Racingclub	Tenhult	1:08.684	12.416	1:19.326
24	83	Bertil Thorsson		Sv	MSCC	Gärnsnäs	1:09.023	12.755	1:10.792
25	72	Per Oleskog		Sv	SVKG	V.Frölunda	1:12.033	15.765	2:27.096
26	82						1:21.671	25.403	1:22.434
27	99	Andreas Halbig		Sv	Karlskoga MF	Västra Frölunda	2:11.465	1:15.197	3:31.825







Lap	Lap Tm	Diff	Time of Day
1			16:46:23.173
2	1:15.882	+10.591	16:47:39.055
3	1:07.228	+1.937	16:48:46.283
4	1:05.773	+0.482	16:49:52.056
5	1:07.485	+2.194	16:50:59.541
6	1:07.702	+2.411	16:52:07.243
7	1:08.609	+3.318	16:53:15.852
8	1:10.279	+4.988	16:54:26.131
9	1:07.764	+2.473	16:55:33.895
10	1:06.566	+1.275	16:56:40.461
11	1:05.676	+0.385	16:57:46.137
12	1:07.346	+2.055	16:58:53.483
13	1:05.782	+0.491	16:59:59.265
14	<b>1:05.291</b>		17:01:04.556

(97) Magnus Ohlsson

1			16:45:52.112
2	1:13.576	+7.515	16:47:05.688
3	1:06.973	+0.912	16:48:12.661
4	1:06.584	+0.523	16:49:19.245
5	1:07.015	+0.954	16:50:26.260
6	1:06.250	+0.189	16:51:32.510
7	1:07.083	+1.022	16:52:39.593
8	1:06.604	+0.543	16:53:46.197
9	1:07.736	+1.675	16:54:53.933
10	1:08.835	+2.774	16:56:02.768
11	<b>1:06.061</b>		16:57:08.829
12	1:10.163	+4.102	16:58:18.992
13	1:08.694	+2.633	16:59:27.686
14	1:08.866	+2.805	17:00:36.552

(59) Max Lindblom

1			16:46:54.248
2	1:09.300	+3.084	16:48:03.548
3	1:07.058	+0.842	16:49:10.606
4	1:06.932	+0.716	16:50:17.538
5	1:07.003	+0.787	16:51:24.541
6	1:06.893	+0.677	16:52:31.434
7	1:07.037	+0.821	16:53:38.471
8	<b>1:06.216</b>		16:54:44.687
9	1:07.764	+1.548	16:55:52.451
10	1:07.033	+0.817	16:56:59.484

(74) Andreas Karlsson

1			16:46:03.547
2	1:22.393	+15.971	16:47:25.940
3	1:13.991	+7.569	16:48:39.931
4	1:09.068	+2.646	16:49:48.999
5	1:08.150	+1.728	16:50:57.149
6	1:06.728	+0.306	16:52:03.877
7	2:18.224	+1:11.802	16:54:22.101
8	1:09.800	+3.378	16:55:31.901
9	1:07.044	+0.622	16:56:38.945
10	<b>1:06.422</b>		16:57:45.367
11	2:16.719	+1:10.297	17:00:02.086
12	1:12.778	+6.356	17:01:14.864

(85) Martin Wahlberg

1			16:46:14.969
2	1:20.445	+13.800	16:47:35.414
3	1:08.706	+2.061	16:48:44.120
4	1:07.402	+0.757	16:49:51.522
5	1:07.714	+1.069	16:50:59.236
6	1:07.603	+0.958	16:52:06.839
7	1:08.455	+1.810	16:53:15.294
8	1:09.448	+2.803	16:54:24.742

Lap	Lap Tm	Diff	Time of Day
9	1:09.371	+2.726	16:55:34.113
10	1:11.257	+4.612	16:56:45.370
11	1:07.958	+1.313	16:57:53.328
12	<b>1:06.645</b>		16:58:59.973
13	1:09.259	+2.614	17:00:09.232

(49)

1			16:46:35.520
2	1:17.160	+10.371	16:47:52.680
3	1:10.730	+3.941	16:49:03.410
4	1:09.437	+2.648	16:50:12.847
5	1:11.465	+4.676	16:51:24.312
6	1:08.508	+1.719	16:52:32.820
7	1:08.288	+1.499	16:53:41.108
8	<b>1:06.789</b>		16:54:47.897
9	1:07.453	+0.664	16:55:55.350
10	1:07.091	+0.302	16:57:02.441

(96) Magnus Pettersson

1			16:49:39.579
2	1:17.570	+9.825	16:50:57.149
3	1:14.685	+6.940	16:52:11.834
4	1:09.155	+1.410	16:53:20.989
5	1:13.047	+5.302	16:54:34.036
6	1:08.728	+0.983	16:55:42.764
7	<b>1:07.745</b>		16:56:50.509
8	1:07.865	+0.120	16:57:58.374
9	1:07.908	+0.163	16:59:06.282
10	1:08.179	+0.434	17:00:14.461

(80) Ronnie Hofberg

1			16:46:17.026
2	1:19.542	+11.348	16:47:36.568
3	1:11.553	+3.359	16:48:48.121
4	1:11.665	+3.471	16:49:59.786
5	1:13.763	+5.569	16:51:13.549
6	1:12.224	+4.030	16:52:25.773
7	1:09.592	+1.398	16:53:35.365
8	1:12.990	+4.796	16:54:48.355
9	1:11.877	+3.683	16:56:00.232
10	<b>1:08.194</b>		16:57:08.426
11	1:09.862	+1.668	16:58:18.288
12	1:09.103	+0.909	16:59:27.391
13	1:11.219	+3.025	17:00:38.610

(84) Torkel Kristensson

1			16:57:59.178
2	1:19.326	+10.642	16:59:18.504
3	<b>1:08.684</b>		17:00:27.188

(83) Bertil Thorsson

1			16:46:33.055
2	1:19.166	+10.143	16:47:52.221
3	1:16.659	+7.636	16:49:08.880
4	1:23.727	+14.704	16:50:32.607
5	1:22.182	+13.159	16:51:54.789
6	1:15.678	+6.655	16:53:10.467
7	1:15.544	+6.521	16:54:26.011
8	1:15.392	+6.369	16:55:41.403
9	1:12.129	+3.106	16:56:53.532
10	1:10.792	+1.769	16:58:04.324
11	<b>1:09.023</b>		16:59:13.347
12	1:27.463	+18.440	17:00:40.810

(72) Per Oleskog

1			16:46:18.955
---	--	--	--------------

Lap	Lap Tm	Diff	Time of Day
2	3:52.700	+2:40.667	16:50:11.655
3	2:28.417	+1:16.384	16:52:40.072
4	2:27.741	+1:15.708	16:55:07.813
5	<b>1:12.033</b>		16:56:19.846
6	2:27.096	+1:15.063	16:58:46.942

(82)

1			16:46:00.433
2	1:36.300	+14.629	16:47:36.733
3	1:30.371	+8.700	16:49:07.104
4	1:24.238	+2.567	16:50:31.342
5	1:22.508	+0.837	16:51:53.850
6	1:22.434	+0.763	16:53:16.284
7	<b>1:21.671</b>		16:54:37.955
8	1:25.676	+4.005	16:56:03.631
9	1:26.037	+4.366	16:57:29.668
10	1:24.762	+3.091	16:58:54.430
11	1:25.265	+3.594	17:00:19.695

(99) Andreas Halbig

1			16:46:28.098
2	3:31.825	+1:20.360	16:49:59.923
3	4:23.577	+2:12.112	16:54:23.500
4	<b>2:11.465</b>		16:56:34.965

Roadsport AB

Kinnekulle Ring 2,073 Km

Fri Träning 2

2010-05-16 09:20

Practice started at 9:20:06

Pos	No.	Name	Sponsor	Nat	Club	Hometown	Best Tm	Diff	2nd Best
Roadsport A									
1	17	Christer Almqvist		Sv	Växjö SVK	Växjö	59.025		59.030
2	10	Johan Westerberg		Sv	SSK	Kungälv	59.439	0.414	59.453
3	33	Kent Johansson		Sv	Karlskoga MF	Karlskoga	1:00.515	1.490	1:00.540
4	16	Lars Macklin		Sv	SSK	Vallentuna	1:01.273	2.248	1:01.631
5	11	Toni Berggren & Jonas J.		Sv	KMF	Karlskoga	1:01.900	2.875	1:02.554
6	19	Krister Andero		Sv	SSK	Falköping	1:02.355	3.330	1:05.658
7	5	Jonny Gren		Sv	Karlskoga MF	Karlstad	1:05.326	6.301	1:05.540
Roadsport B									
1	49	Malin Eriksson		Sv	Svk Göteborg	Skövde	1:04.044		1:04.539
2	60	Mattias Dahlin			SVKG		1:04.045	0.001	1:04.214
3	59	Max Lindblom		Sv	KMF	Edsvalla	1:05.817	1.773	1:05.882
4	67	Rolf Dawidzon		Sv	MSCC	Vejbystrand	1:06.312	2.268	1:06.703

Lap	Lap Tm	Diff	Time of Day
<b>(17) Christer Almqvist</b>			
1			9:20:24.991
2	1:25.131	+26.106	9:21:50.122
3	1:03.653	+4.628	9:22:53.775
4	1:00.784	+1.759	9:23:54.559
5	1:01.915	+2.890	9:24:56.474
6	1:00.742	+1.717	9:25:57.216
7	59.268	+0.243	9:26:56.484
8	2:36.576	+1:37.551	9:29:33.060
9	1:08.839	+9.814	9:30:41.899
10	1:04.746	+5.721	9:31:46.645
11	1:02.597	+3.572	9:32:49.242
12	59.675	+0.650	9:33:48.917
13	59.030	+0.005	9:34:47.947
14	<b>59.025</b>		9:35:46.972

Lap	Lap Tm	Diff	Time of Day
<b>(10) Johan Westerberg</b>			
1			9:21:20.944
2	1:01.025	+1.586	9:22:21.969
3	59.453	+0.014	9:23:21.422
4	1:00.277	+0.838	9:24:21.699
5	<b>59.439</b>		9:25:21.138
6	59.475	+0.036	9:26:20.613
7	59.904	+0.465	9:27:20.517
8	1:00.630	+1.191	9:28:21.147
9	59.961	+0.522	9:29:21.108
10	1:00.780	+1.341	9:30:21.888
11	59.977	+0.538	9:31:21.865
12	1:00.113	+0.674	9:32:21.978
13	1:01.037	+1.598	9:33:23.015
14	59.625	+0.186	9:34:22.640
15	59.981	+0.542	9:35:22.621

Lap	Lap Tm	Diff	Time of Day
<b>(33) Kent Johansson</b>			
1			9:20:13.624
2	1:16.256	+15.741	9:21:29.880
3	1:02.899	+2.384	9:22:32.779
4	1:01.343	+0.828	9:23:34.122
5	1:01.118	+0.603	9:24:35.240
6	1:00.686	+0.171	9:25:35.926
7	1:01.211	+0.696	9:26:37.137
8	1:00.730	+0.215	9:27:37.867
9	1:00.540	+0.025	9:28:38.407
10	1:01.802	+1.287	9:29:40.209
11	3:09.881	+2:09.366	9:32:50.090
12	1:08.104	+7.589	9:33:58.194
13	1:01.063	+0.548	9:34:59.257
14	<b>1:00.515</b>		9:35:59.772

Lap	Lap Tm	Diff	Time of Day
<b>(16) Lars Macklin</b>			
1			9:20:17.379
2	1:19.359	+18.086	9:21:36.738
3	1:05.906	+4.633	9:22:42.644
4	1:03.063	+1.790	9:23:45.707
5	1:02.301	+1.028	9:24:48.008
6	1:03.019	+1.746	9:25:51.027
7	1:05.992	+4.719	9:26:57.019
8	1:03.601	+2.328	9:28:00.620
9	1:04.429	+3.156	9:29:05.049
10	1:07.269	+5.996	9:30:12.318
11	1:08.072	+6.799	9:31:20.390
12	1:02.932	+1.659	9:32:23.322
13	1:01.631	+0.358	9:33:24.953
14	1:03.215	+1.942	9:34:28.168
15	<b>1:01.273</b>		9:35:29.441

Lap	Lap Tm	Diff	Time of Day
<b>(11) Toni Berggren &amp; Jonas Jansson</b>			
1			9:20:15.101
2	1:22.222	+20.322	9:21:37.323
3	1:08.772	+6.872	9:22:46.095
4	1:06.803	+4.903	9:23:52.898
5	1:04.554	+2.654	9:24:57.452
6	1:02.816	+0.916	9:26:00.268
7	1:03.211	+1.311	9:27:03.479
8	1:02.947	+1.047	9:28:06.426
9	1:02.609	+0.709	9:29:09.035
10	1:02.711	+0.811	9:30:11.746
11	1:03.391	+1.491	9:31:15.137
12	1:05.269	+3.369	9:32:20.406
13	1:02.870	+0.970	9:33:23.276
14	1:02.554	+0.654	9:34:25.830
15	<b>1:01.900</b>		9:35:27.730

Lap	Lap Tm	Diff	Time of Day
<b>(19) Krister Andero</b>			
1			9:20:08.416
2	1:17.103	+14.748	9:21:25.519
3	1:05.658	+3.303	9:22:31.177
4	3:08.985	+2:06.630	9:25:40.162
5	<b>1:02.355</b>		9:26:42.517
6	3:33.684	+2:31.329	9:30:16.201

Lap	Lap Tm	Diff	Time of Day
<b>(49) Malin Eriksson</b>			
1			9:20:20.974
2	2:52.700	+1:48.656	9:23:13.674
3	1:14.582	+10.538	9:24:28.256
4	1:06.625	+2.581	9:25:34.881
5	1:06.341	+2.297	9:26:41.222
6	1:05.908	+1.864	9:27:47.130
7	1:07.806	+3.762	9:28:54.936
8	1:06.391	+2.347	9:30:01.327
9	1:04.907	+0.863	9:31:06.234
10	1:05.377	+1.333	9:32:11.611
11	1:05.178	+1.134	9:33:16.789
12	1:04.539	+0.495	9:34:21.328
13	<b>1:04.044</b>		9:35:25.372

Lap	Lap Tm	Diff	Time of Day
<b>(60) Mattias Dahlin</b>			
1			9:20:18.680
2	1:21.772	+17.727	9:21:40.452
3	1:11.009	+6.964	9:22:51.461
4	1:07.690	+3.645	9:23:59.151
5	1:05.405	+1.360	9:25:04.556
6	1:05.664	+1.619	9:26:10.220
7	1:06.591	+2.546	9:27:16.811
8	1:07.287	+3.242	9:28:24.098
9	<b>1:04.045</b>		9:29:28.143
10	1:04.214	+0.169	9:30:32.357
11	1:09.499	+5.454	9:31:41.856
12	1:06.404	+2.359	9:32:48.260
13	1:05.965	+1.920	9:33:54.225
14	1:05.218	+1.173	9:34:59.443

Lap	Lap Tm	Diff	Time of Day
<b>(5) Jonny Gren</b>			
1			9:20:12.248
2	1:21.329	+16.003	9:21:33.577
3	1:07.378	+2.052	9:22:40.955
4	1:06.342	+1.016	9:23:47.297
5	<b>1:05.326</b>		9:24:52.623
6	1:06.181	+0.855	9:25:58.804
7	1:06.025	+0.699	9:27:04.829
8	1:05.540	+0.214	9:28:10.369

Lap	Lap Tm	Diff	Time of Day
9	1:05.615	+0.289	9:29:15.984
10	1:06.842	+1.516	9:30:22.826
<b>(59) Max Lindblom</b>			
1			9:20:10.567
2	1:24.058	+18.241	9:21:34.625
3	1:11.091	+5.274	9:22:45.716
4	1:08.244	+2.427	9:23:53.960
5	1:06.991	+1.174	9:25:00.951
6	<b>1:05.817</b>		9:26:06.768
7	1:06.216	+0.399	9:27:12.984
8	1:05.882	+0.065	9:28:18.866
9	1:06.928	+1.111	9:29:25.794
10	1:06.205	+0.388	9:30:31.999
11	1:13.905	+8.088	9:31:45.904
12	1:06.976	+1.159	9:32:52.880
13	1:06.455	+0.638	9:33:59.335
14	1:07.019	+1.202	9:35:06.354

Lap	Lap Tm	Diff	Time of Day
<b>(67) Rolf Dawidzon</b>			
1			9:21:33.282
2	1:15.198	+8.886	9:22:48.480
3	1:08.928	+2.616	9:23:57.408
4	1:09.512	+3.200	9:25:06.920
5	1:07.424	+1.112	9:26:14.344
6	1:07.832	+1.520	9:27:22.176
7	1:06.759	+0.447	9:28:28.935
8	1:07.077	+0.765	9:29:36.012
9	1:09.423	+3.111	9:30:45.435
10	1:07.302	+0.990	9:31:52.737
11	1:06.734	+0.422	9:32:59.471
12	1:06.703	+0.391	9:34:06.174
13	<b>1:06.312</b>		9:35:12.486

Roadsport AB

Kinnekulle Ring 2,073 Km

Kval

2010-05-16 11:00

Qualify started at 10:59:51

Pos	No.	Name	Sponsor	Nat	Club	Hometown	Best Tm	Diff	2nd Best
Roadsport A									
1	17	Christer Almqvist		Sv	Växjö SVK	Växjö	58.530		58.741
2	10	Johan Westerberg		Sv	SSK	Kungälv	58.800	0.270	58.874
3	33	Kent Johansson		Sv	Karlskoga MF	Karlskoga	59.603	1.073	1:00.028
4	16	Lars Macklin		Sv	SSK	Vallentuna	1:00.869	2.339	1:00.963
5	11	Toni Berggren & Jonas J.		Sv	KMF	Karlskoga	1:01.006	2.476	1:01.177
6	19	Krister Andero		Sv	SSK	Falköping	1:01.521	2.991	1:01.702
7	5	Jonny Gren		Sv	Karlskoga MF	Karlstad	1:02.136	3.606	1:02.207
Roadsport B									
1	60	Mattias Dahlin			SVKG		1:02.405		1:02.497
2	49	Malin Eriksson			Svk Göteborg		1:03.270	0.865	1:03.783
3	59	Max Lindblom		Sv	KMF	Edsvalla	1:04.616	2.211	1:04.854
4	67	Rolf Dawidzon		Sv	MSCC	Vejbystrand	1:05.820	3.415	1:05.837

POLE POSITION

<b>2</b>
10 Johan Westerberg 58.800
<b>4</b>
16 Lars Macklin 1:00.869
<b>6</b>
19 Krister Andero 1:01.521
<b>8</b>
60 Mattias Dahlin 1:02.405
<b>10</b>
59 Max Lindblom 1:04.616

<b>1</b>
17 Christer Almqvist 58.530
<b>3</b>
33 Kent Johansson 59.603
<b>5</b>
11 Toni Berggren & Jonas Jansson 1:01.006
<b>7</b>
5 Jonny Gren 1:02.136
<b>9</b>
49 Malin Eriksson 1:03.270
<b>11</b>
67 Rolf Dawidzon 1:05.820

1  
2  
3  
4  
5  
6

Roadsport AB

Kinnekulle Ring 2,073 Km

Kval Off

2010-05-16 11:00

Qualify started at 10:59:51

Pos	No.	Name	Sponsor	Nat	Club	Hometown	Best Tm	Diff	2nd Best
Roadsport A									
1	17	Christer Almqvist		Sv	Växjö SVK	Växjö	58.530		58.741
2	10	Johan Westerberg		Sv	SSK	Kungälv	58.800	0.270	58.874
3	33	Kent Johansson		Sv	Karlskoga MF	Karlskoga	59.603	1.073	1:00.028
4	16	Lars Macklin		Sv	SSK	Vallentuna	1:00.869	2.339	1:00.963
5	11	Toni Berggren & Jonas J.		Sv	KMF	Karlskoga	1:01.006	2.476	1:01.177
6	19	Krister Andero		Sv	SSK	Falköping	1:01.521	2.991	1:01.702
7	5	Jonny Gren		Sv	Karlskoga MF	Karlstad	1:02.136	3.606	1:02.207
Roadsport B									
1	60	Mattias Dahlin			SVKG		1:02.405		1:02.497
2	49	Malin Eriksson			Svk Göteborg		1:03.270	0.865	1:03.783
3	59	Max Lindblom		Sv	KMF	Edsvalla	1:04.616	2.211	1:04.854
4	67	Rolf Dawidzon		Sv	MSCC	Vejbystrand	1:05.820	3.415	1:05.837



Roadsport AB

Kinnekulle Ring 2,073 Km

Race 1

2010-05-16 13:30

Race (15 Laps) started at 13:41:48

Pos	No.	Name	Club	Best Tm	Laps	Total Tm
Roadsport A						
1	17	Christer Almqvist	Växjö SVK	59.297	15	15:12.702
2	11	Toni Berggren & Jonas Jai	KMF	1:00.743	15	15:23.028
3	16	Lars Macklin	SSK	1:00.384	15	15:23.463
4	19	Krister Andero	SSK	1:01.971	15	15:40.196

Not classified ()

DNF	10	Johan Westerberg	SSK			
DNS	33	Kent Johansson	Karlskoga MF			
DNS	5	Jonny Gren	Karlskoga MF			

Roadsport B

1	60	Mattias Dahlin	SVKG	1:02.315	15	15:56.163
2	49	Malin Eriksson	Svk Göteborg	1:03.054	15	15:59.198
3	59	Max Lindblom	KMF	1:04.107	15	16:12.530
4	67	Rolf Dawidzon	MSCC	1:06.033	14	15:39.226

Margin of Victory	Avg. Speed	Best Lap Tm	Best Speed	Best Lap by
10.326	122,649	59.297	125,855	17 - Christer Almqvist

Tävlingsledare Olle Bång

Orbits

Tävlingssekreterare Stina Røjder Berglund

www.amb-it.com

Domarordförande Per Birkefall

www.mylaps.com

Tidtagningsschef Anna Tallén

Licensed to: Race Consulting



Roadsport AB

Kinnekulle Ring 2,073 Km

Race 1 Off

2010-05-16 13:30

Race started at 13:41:48

Pos	No.	Name	Club	Best Tm	Laps	Total Tm
1	17	Christer Almqvist	Växjö SVK	59.297	15	15:12.702
2	11	Toni Berggren & Jonas Jai	KMF	1:00.743	15	15:23.028
3	16	Lars Macklin	SSK	1:00.384	15	15:23.463
4	19	Krister Andero	SSK	1:01.971	15	15:40.196
5	60	Mattias Dahlin	SVKG	1:02.315	15	15:56.163
6	49	Malin Eriksson	Svk Göteborg	1:03.054	15	15:59.198
7	59	Max Lindblom	KMF	1:04.107	15	16:12.530
8	67	Rolf Dawidzon	MSCC	1:06.033	14	15:39.226

Not classified ()

DNF	10	Johan Westerberg	SSK
DNS	33	Kent Johansson	Karlskoga MF
DNS	5	Jonny Gren	Karlskoga MF

Margin of Victory	Avg. Speed	Best Lap Tm	Best Speed	Best Lap by
10.326	122,649	59.297	125,855	17 - Christer Almqvist

Tävlingsledare Olle Bång

Orbits

Tavlingssekreterare Stina Røjder Berglund

www.amb-it.com

Domarordförande Per Birkefall

www.mylaps.com

Tidtagningsschef Anna Tallén

Licensed to: Race Consulting

# ERCup & SPVM

Roadsport AB

Kinneulle Ring 2,073 Km

Race 1

2010-05-16 13:30

Race (15 Laps) started at 13:41:48

Lap	Lap Tm	Diff	Time of Day
<b>(17) Christer Almqvist</b>			
1			13:42:48.657
2	1:00.473	+1.176	13:43:49.130
3	1:00.318	+1.021	13:44:49.448
4	1:00.949	+1.652	13:45:50.397
5	1:00.811	+1.514	13:46:51.208
6	59.596	+0.299	13:47:50.804
7	59.773	+0.476	13:48:50.577
8	59.668	+0.371	13:49:50.245
9	1:01.892	+2.595	13:50:52.137
10	1:01.132	+1.835	13:51:53.269
11	1:01.374	+2.077	13:52:54.643
12	1:02.542	+3.245	13:53:57.185
13	1:01.217	+1.920	13:54:58.402
14	<b>59.297</b>		13:55:57.699
15	1:03.325	+4.028	13:57:01.024

Lap	Lap Tm	Diff	Time of Day
<b>(11) Toni Berggren &amp; Jonas Jansson</b>			
1			13:42:52.506
2	1:01.667	+0.924	13:43:54.173
3	1:02.122	+1.379	13:44:56.295
4	1:01.699	+0.956	13:45:57.994
5	1:01.510	+0.767	13:46:59.504
6	1:01.800	+1.057	13:48:01.304
7	1:01.429	+0.686	13:49:02.733
8	1:01.462	+0.719	13:50:04.195
9	1:01.165	+0.422	13:51:05.360
10	1:01.106	+0.363	13:52:06.466
11	1:01.112	+0.369	13:53:07.578
12	<b>1:00.743</b>		13:54:08.321
13	1:00.871	+0.128	13:55:09.192
14	1:00.867	+0.124	13:56:10.059
15	1:01.291	+0.548	13:57:11.350

Lap	Lap Tm	Diff	Time of Day
<b>(16) Lars Macklin</b>			
1			13:42:51.953
2	1:01.628	+1.244	13:43:53.581
3	1:03.837	+3.453	13:44:57.418
4	1:01.690	+1.306	13:45:59.108
5	1:01.412	+1.028	13:47:00.520
6	1:01.269	+0.885	13:48:01.789
7	1:01.572	+1.188	13:49:03.361
8	1:01.318	+0.934	13:50:04.679
9	1:01.345	+0.961	13:51:06.024
10	1:00.919	+0.535	13:52:06.943
11	1:01.495	+1.111	13:53:08.438
12	<b>1:00.384</b>		13:54:08.822
13	1:00.726	+0.342	13:55:09.548
14	1:00.895	+0.511	13:56:10.443
15	1:01.342	+0.958	13:57:11.785

Lap	Lap Tm	Diff	Time of Day
<b>(19) Krister Andero</b>			
1			13:42:54.497
2	1:03.310	+1.339	13:43:57.807
3	1:02.765	+0.794	13:45:00.572
4	1:02.299	+0.328	13:46:02.871
5	1:02.235	+0.264	13:47:05.106
6	1:02.277	+0.306	13:48:07.383
7	1:02.130	+0.159	13:49:09.513
8	1:02.245	+0.274	13:50:11.758
9	1:02.544	+0.573	13:51:14.302
10	1:02.796	+0.825	13:52:17.098
11	1:02.740	+0.769	13:53:19.838
12	1:02.353	+0.382	13:54:22.191
13	<b>1:01.971</b>		13:55:24.162

Lap	Lap Tm	Diff	Time of Day
14	1:02.245	+0.274	13:56:26.407
15	1:02.111	+0.140	13:57:28.518

Lap	Lap Tm	Diff	Time of Day
<b>(60) Mattias Dahlin</b>			
1			13:42:54.830
2	1:03.975	+1.660	13:43:58.805
3	1:03.264	+0.949	13:45:02.069
4	1:02.373	+0.058	13:46:04.442
5	1:03.207	+0.892	13:47:07.649
6	1:02.680	+0.365	13:48:10.329
7	1:03.221	+0.906	13:49:13.550
8	<b>1:02.315</b>		13:50:15.865
9	1:02.933	+0.618	13:51:18.798
10	1:04.367	+2.052	13:52:23.165
11	1:04.450	+2.135	13:53:27.615
12	1:03.637	+1.322	13:54:31.252
13	1:04.007	+1.692	13:55:35.259
14	1:04.422	+2.107	13:56:39.681
15	1:04.804	+2.489	13:57:44.485

Lap	Lap Tm	Diff	Time of Day
<b>(49) Malin Eriksson</b>			
1			13:42:55.592
2	1:03.580	+0.526	13:43:59.172
3	1:03.381	+0.327	13:45:02.553
4	1:03.279	+0.225	13:46:05.832
5	1:03.600	+0.546	13:47:09.432
6	<b>1:03.054</b>		13:48:12.486
7	1:03.401	+0.347	13:49:15.887
8	1:04.116	+1.062	13:50:20.003
9	1:04.329	+1.275	13:51:24.332
10	1:03.803	+0.749	13:52:28.135
11	1:04.066	+1.012	13:53:32.201
12	1:03.580	+0.526	13:54:35.781
13	1:03.900	+0.846	13:55:39.681
14	1:03.786	+0.732	13:56:43.467
15	1:04.053	+0.999	13:57:47.520

Lap	Lap Tm	Diff	Time of Day
<b>(59) Max Lindblom</b>			
1			13:42:56.178
2	1:04.405	+0.298	13:44:00.583
3	1:04.590	+0.483	13:45:05.173
4	1:04.414	+0.307	13:46:09.587
5	1:04.689	+0.582	13:47:14.276
6	<b>1:04.107</b>		13:48:18.383
7	1:04.791	+0.684	13:49:23.174
8	1:04.667	+0.560	13:50:27.841
9	1:04.191	+0.084	13:51:32.032
10	1:04.623	+0.516	13:52:36.655
11	1:04.579	+0.472	13:53:41.234
12	1:04.508	+0.401	13:54:45.742
13	1:04.891	+0.784	13:55:50.633
14	1:05.109	+1.002	13:56:55.742
15	1:05.110	+1.003	13:58:00.852

Lap	Lap Tm	Diff	Time of Day
<b>(67) Rolf Dawidzon</b>			
1			13:42:58.173
2	1:06.258	+0.225	13:44:04.431
3	<b>1:06.033</b>		13:45:10.464
4	1:06.504	+0.471	13:46:16.968
5	1:06.882	+0.849	13:47:23.850
6	1:07.323	+1.290	13:48:31.173
7	1:06.830	+0.797	13:49:38.003
8	1:06.874	+0.841	13:50:44.877
9	1:06.795	+0.762	13:51:51.672
10	1:07.201	+1.168	13:52:58.873
11	1:06.303	+0.270	13:54:05.176

Tävlingssledare Olle Bång

Orbits

Tavlingssekreterare Stina Rödger Berglund

www.amb-it.com

Domarordförande Per Birkefall

www.mylaps.com

Tidtagningschef Anna Tallén

Licensed to: Race Consulting

Printed: 2010-05-16 14:26:07

POLE POSITION

<b>2</b>
16 Lars Macklin 1:00.384
<b>4</b>
19 Krister Andero 1:01.971
<b>6</b>
49 Malin Eriksson 1:03.054
<b>8</b>
67 Rolf Dawidzon 1:06.033
<b>10</b>
5 Jonny Gren

<b>1</b>
17 Christer Almqvist 59.297
<b>3</b>
11 Toni Berggren & Jonas Jansson 1:00.743
<b>5</b>
60 Mattias Dahlin 1:02.315
<b>7</b>
59 Max Lindblom 1:04.107
<b>9</b>
10 Johan Westerberg
<b>11</b>
33 Kent Johansson

1  
2  
3  
4  
5  
6

Roadsport AB

Kinnekulle Ring 2,073 Km

Race 2

2010-05-16 15:15

Race (15 Laps) started at 15:14:09

Pos	No.	Name	Club	Best Tm	Laps	Total Tm
Roadsport A						
1	17	Christer Almqvist	Växjö SVK	58.810	15	15:07.279
2	10	Johan Westerberg	SSK	59.289	15	15:10.770
3	16	Lars Macklin	SSK	1:00.884	15	15:24.213
4	11	Toni Berggren & Jonas Jai	KMF	1:00.862	15	15:28.366
5	19	Krister Andero	SSK	1:01.756	15	15:36.005
Roadsport B						
1	49	Malin Eriksson	Svk Göteborg	1:02.571	15	15:49.298
2	60	Mattias Dahlin	SVKG	1:02.321	15	15:49.530
3	67	Rolf Dawidzon	MSCC	1:05.353	14	15:27.404
4	59	Max Lindblom	KMF	1:05.153	14	15:27.966

Margin of Victory	Avg. Speed	Best Lap Tm	Best Speed	Best Lap by
3.491	123,382	58.810	126,897	17 - Christer Almqvist

Tävlingsledare Olle Bång

Orbits

Tavlingssekreterare Stina Røjder Berglund

www.amb-it.com

Domarordförande Per Birkefall

www.mylaps.com

Tidtagningsschef Anna Tallén

Licensed to: Race Consulting

Roadsport AB

Kinnekulle Ring 2,073 Km

Race 2 Off

2010-05-16 15:15

Race (15 Laps) started at 15:14:09

Pos	No.	Name	Club	Best Tm	Laps	Total Tm
Roadsport A						
1	17	Christer Almqvist	Växjö SVK	58.810	15	15:07.279
2	10	Johan Westerberg	SSK	59.289	15	15:10.770
3	16	Lars Macklin	SSK	1:00.884	15	15:24.213
4	11	Toni Berggren & Jonas Jai	KMF	1:00.862	15	15:28.366
5	19	Krister Andero	SSK	1:01.756	15	15:36.005
Roadsport B						
1	49	Malin Eriksson	Svk Göteborg	1:02.571	15	15:49.298
2	60	Mattias Dahlin	SVKG	1:02.321	15	15:49.530
3	67	Rolf Dawidzon	MSCC	1:05.353	14	15:27.404
4	59	Max Lindblom	KMF	1:05.153	14	15:27.966

Margin of Victory	Avg. Speed	Best Lap Tm	Best Speed	Best Lap by
3.491	123,382	58.810	126,897	17 - Christer Almqvist

Tävlingsledare Olle Bång

Orbits

Tavlingssekreterare Stina Røjder Berglund

www.amb-it.com

Domarordförande Per Birkefall

www.mylaps.com

Tidtagningsschef Anna Tallén

Licensed to: Race Consulting



Roadsport C

Kinnekulle Ring 2,073 Km

Fri Träning 2

2010-05-16 09:40

Practice started at 9:40:07

Pos	No.	Name	Sponsor	Nat	Club	Hometown	Best Tm	Diff	2nd Best
1	86	Henrik Pihl	"Arrows Engineering	Sv	SVKG	Göteborg	1:02.494		1:02.545
2	79	Henrik Eriksson		Sv	Karlskoga MK	Eskilstuna	1:03.243	0.749	1:03.593
3	99	Andreas Halbig		Sv	Karlskoga MF	Västra Frölunda	1:03.747	1.253	1:04.089
4	87	Jimmy Visshed		S	MX-5 Racing Club	Kumla	1:03.985	1.491	1:03.989
5	94	Fredrik Henriksson		S	MX-5 Racing Club	Bollebygd	1:04.028	1.534	1:04.029
6	92	Niklas Falk		S	SVKG	Kungsbacka	1:04.443	1.949	1:05.024
7	73	Hans Drangel		Sv	MSCC	Stockholm	1:04.569	2.075	1:04.593
8	77	Christoffer Waern		Sv	SVKG	Frillesås	1:04.799	2.305	1:05.179
9	98	Dennis Kullman		Sv	MSCC	Halmstad	1:04.835	2.341	1:04.938
10	97	Magnus Ohlsson		Sv	SVKG	Hallabro	1:05.554	3.060	1:05.681
11	84	Torkel Kristensson		Sv	MX5Racingclub	Tenhult	1:05.564	3.070	1:05.771
12	85	Martin Wahlberg		S	SVKG	Göteborg	1:05.698	3.204	1:05.932
13	78	Jan Sundberg		Sv	SSK	Spånga	1:06.022	3.528	1:07.095
14	74	Andreas Karlsson		S	MX-5 Racing Club	Västerås	1:06.419	3.925	6:41.143
15	96	Magnus Pettersson		Sv	Örebro Racingclub	Kumla	1:06.481	3.987	1:06.502
16	80	Ronnie Hofberg		Sv	MX-5 Racing Club	Heby	1:06.695	4.201	1:07.078
17	83	Bertil Thorsson		Sv	MSCC	Gärnsås	1:08.815	6.321	1:09.185
18	89	Magnus Claesson		S	MX-5 Racing Club	Bollebygd	1:09.318	6.824	1:09.326
19	72	Per Oleskog		Sv	SVKG	V.Frölunda	1:12.253	9.759	1:12.860
20	82	Anders Träff			MX-5 Racing Club		1:15.222	12.728	1:15.370





Lap	Lap Tm	Diff	Time of Day
12	<b>1:06.022</b>		9:53:06.556
13	1:07.973	+1.951	9:54:14.529
14	1:07.642	+1.620	9:55:22.171

(74) Andreas Karlsson			
Lap	Lap Tm	Diff	Time of Day
1			9:40:33.464
2	7:08.250	+6:01.831	9:47:41.714
3	<b>1:06.419</b>		9:48:48.133
4	6:41.143	+5:34.724	9:55:29.276

(96) Magnus Pettersson			
Lap	Lap Tm	Diff	Time of Day
1			9:40:31.085
2	1:23.047	+16.566	9:41:54.132
3	1:08.725	+2.244	9:43:02.857
4	1:24.229	+17.748	9:44:27.086
5	1:07.646	+1.165	9:45:34.732
6	1:06.739	+0.258	9:46:41.471
7	1:06.502	+0.021	9:47:47.973
8	<b>1:06.481</b>		9:48:54.454
9	1:06.773	+0.292	9:50:01.227
10	1:07.399	+0.918	9:51:08.626
11	1:06.755	+0.274	9:52:15.381
12	1:06.821	+0.340	9:53:22.202


(80) Ronnie Hofberg			
Lap	Lap Tm	Diff	Time of Day
1			9:40:28.221
2	1:16.287	+9.592	9:41:44.508
3	1:07.626	+0.931	9:42:52.134
4	1:07.596	+0.901	9:43:59.730
5	1:07.538	+0.843	9:45:07.268
6	1:08.077	+1.382	9:46:15.345
7	1:07.697	+1.002	9:47:23.042
8	1:07.638	+0.943	9:48:30.680
9	1:07.456	+0.761	9:49:38.136
10	1:09.858	+3.163	9:50:47.994
11	1:07.082	+0.387	9:51:55.076
12	1:07.078	+0.383	9:53:02.154
13	<b>1:06.695</b>		9:54:08.849
14	1:07.264	+0.569	9:55:16.113

(83) Bertil Thorsson			
Lap	Lap Tm	Diff	Time of Day
1			9:40:50.435
2	1:22.631	+13.816	9:42:13.066
3	2:28.532	+1:19.717	9:44:41.598
4	1:09.834	+1.019	9:45:51.432
5	<b>1:08.815</b>		9:47:00.247
6	1:10.841	+2.026	9:48:11.088
7	1:09.337	+0.522	9:49:20.425
8	1:09.185	+0.370	9:50:29.610
9	1:09.771	+0.956	9:51:39.381
10	1:10.127	+1.312	9:52:49.508
11	2:20.721	+1:11.906	9:55:10.229

(89) Magnus Claesson			
Lap	Lap Tm	Diff	Time of Day
1			9:40:43.905
2	1:27.960	+18.642	9:42:11.865
3	1:17.929	+8.611	9:43:29.794
4	1:14.021	+4.703	9:44:43.815
5	1:12.692	+3.374	9:45:56.507
6	1:10.219	+0.901	9:47:06.726
7	1:10.634	+1.316	9:48:17.360
8	1:11.022	+1.704	9:49:28.382
9	<b>1:09.318</b>		9:50:37.700
10	1:09.326	+0.008	9:51:47.026
11	1:10.505	+1.187	9:52:57.531
12	1:09.500	+0.182	9:54:07.031

Lap	Lap Tm	Diff	Time of Day
(72) Per Oleskog			
1			9:40:51.559
2	1:22.889	+10.636	9:42:14.448
3	2:30.752	+1:18.499	9:44:45.200
4	3:37.223	+2:24.970	9:48:22.423
5	1:12.860	+0.607	9:49:35.283
6	2:26.293	+1:14.040	9:52:01.576
7	2:26.563	+1:14.310	9:54:28.139
8	<b>1:12.253</b>		9:55:40.392

(82)			
Lap	Lap Tm	Diff	Time of Day
1			9:40:42.381
2	1:29.122	+13.900	9:42:11.503
3	1:19.056	+3.834	9:43:30.559
4	1:19.508	+4.286	9:44:50.067
5	1:16.357	+1.135	9:46:06.424
6	1:16.147	+0.925	9:47:22.571
7	1:17.898	+2.676	9:48:40.469
8	1:18.761	+3.539	9:49:59.230
9	1:15.504	+0.282	9:51:14.734
10	<b>1:15.222</b>		9:52:29.956
11	1:15.370	+0.148	9:53:45.326
12	1:20.919	+5.697	9:55:06.245



Roadsport C

Kinnekulle Ring 2,073 Km

Race 1

2010-05-16 13:45

Race

Pos	No.	Name	Club	Best Tm
1	86	Henrik Pihl	SVKG	
2	87	Jimmy Vissed	MX-5 Racing Club	
3	79	Henrik Eriksson	Karlskoga MK	
4	76	Robert Serwanski	Svedala Motorklubb	
5	94	Fredrik Henriksson	MX-5 Racing Club	
6	95	Jonas Bernhardt	SVKG	
7	73	Hans Drangel	MSCC	
8	99	Andreas Halbig	Karlskoga MF	
9	85	Martin Wahlberg	SVKG	
10	92	Niklas Falk	SVKG	
11	97	Magnus Ohlsson	SVKG	
12	77	Christoffer Waern	SVKG	
13	78	Jan Sundberg	SSK	
14	84	Torkel Kristensson	MX5Racingclub	
15	74	Andreas Karlsson	MX-5 Racing Club	
16	96	Magnus Pettersson	Örebro Racingclub	
17	80	Ronnie Hofberg	MX-5 Racing Club	
18	89	Magnus Claesson	MX-5 Racing Club	
19	83	Bertil Thorsson	MSCC	
20	72	Per Oleskog	SVKG	
21	82	Anders Träff	MX-5 Racing Club	

Margin of Victory

Avg. Speed

Best Lap Tm

Best Speed

Best Lap by

Tävlingsledare Olle Bång

Orbits

Tavlingssekreterare Stina Røjder Berglund

www.amb-it.com

Domarordförande Per Birkefall

www.mylaps.com

Tidtagningsschef Anna Tallén

Licensed to: Race Consulting


Printed: 2010-05-16 12:02:54

POLE POSITION

<b>2</b>	<b>87 Jimmy Vissed</b> 1:03.012
<b>4</b>	<b>76 Robert Serwanski</b> 1:03.231
<b>6</b>	<b>95 Jonas Bernhardt</b> 1:03.953
<b>8</b>	<b>99 Andreas Halbig</b> 1:04.329
<b>10</b>	<b>92 Niklas Falk</b> 1:04.678
<b>12</b>	<b>77 Christoffer Waern</b> 1:04.958
<b>14</b>	<b>84 Torkel Kristensson</b> 1:05.354
<b>16</b>	<b>96 Magnus Pettersson</b> 1:06.002
<b>18</b>	<b>89 Magnus Claesson</b> 1:06.944
<b>20</b>	<b>72 Per Oleskog</b> 1:11.681

<b>1</b>	<b>86 Henrik Pihl</b> 1:02.703
<b>3</b>	<b>79 Henrik Eriksson</b> 1:03.036
<b>5</b>	<b>94 Fredrik Henriksson</b> 1:03.527
<b>7</b>	<b>73 Hans Drangel</b> 1:04.075
<b>9</b>	<b>85 Martin Wahlberg</b> 1:04.487
<b>11</b>	<b>97 Magnus Ohlsson</b> 1:04.797
<b>13</b>	<b>78 Jan Sundberg</b> 1:04.976
<b>15</b>	<b>74 Andreas Karlsson</b> 1:05.762
<b>17</b>	<b>80 Ronnie Hofberg</b> 1:06.526
<b>19</b>	<b>83 Bertil Thorsson</b> 1:07.078

**1**  
**2**  
**3**  
**4**  
**5**  
**6**  
**7**  
**8**  
**9**  
**10**



**21**

**82 Anders Träff**  
1:16.996

**11**

Roadsport C

Kinnekulle Ring 2,073 Km

Kval Off

2010-05-16 11:30

Qualify started at 11:29:42

Pos	No.	Name	Sponsor	Nat	Club	Hometown	Best Tm	Diff	2nd Best
Roadsport C									
1	86	Henrik Pihl	"Arrows Engineering	Sv	SVKG	Göteborg	1:02.703		1:02.817
2	87	Jimmy Vissshed		S	MX-5 Racing Club	Kumla	1:03.012	0.309	1:03.535
3	79	Henrik Eriksson		Sv	Karlskoga MK	Eskilstuna	1:03.036	0.333	1:03.340
4	76	Robert Serwanski		S	Svedala Motorklubb	Malmö	1:03.231	0.528	1:03.344
5	94	Fredrik Henriksson		S	MX-5 Racing Club	Bollebygd	1:03.527	0.824	1:03.630
6	95	Jonas Bernhardt		S	SVKG	Göteborg	1:03.953	1.250	1:04.174
7	73	Hans Drangel		Sv	MSCC	Stockholm	1:04.075	1.372	1:04.235
8	99	Andreas Halbig		Sv	Karlskoga MF	Västra Frölunda	1:04.329	1.626	1:04.361
9	85	Martin Wahlberg		S	SVKG	Göteborg	1:04.487	1.784	1:04.728
10	92	Niklas Falk		S	SVKG	Kungsbacka	1:04.678	1.975	1:04.952
11	97	Magnus Ohlsson		Sv	SVKG	Hallbro	1:04.797	2.094	1:05.005
12	77	Christoffer Waern		Sv	SVKG	Frillesås	1:04.958	2.255	1:05.096
13	78	Jan Sundberg		Sv	SSK	Spånga	1:04.976	2.273	1:05.259
14	84	Torkel Kristensson		Sv	MX5Racingclub	Tenhult	1:05.354	2.651	1:05.389
15	74	Andreas Karlsson		S	MX-5 Racing Club	Västerås	1:05.762	3.059	
16	96	Magnus Pettersson		Sv	Örebro Racingclub	Kumla	1:06.002	3.299	1:06.734
17	80	Ronnie Hofberg		Sv	MX-5 Racing Club	Heby	1:06.526	3.823	1:06.555
18	89	Magnus Claesson		S	MX-5 Racing Club	Bollebygd	1:06.944	4.241	1:07.483
19	83	Bertil Thorsson		Sv	MSCC	Gärnsnäs	1:07.078	4.375	1:07.264
20	72	Per Oleskog		Sv	SVKG	V.Frölunda	1:11.681	8.978	1:12.481
21	82	Anders Träff			MX-5 Racing Club		1:16.996	14.293	

# ERCup & SPVM


Roadsport C

Kinneulle Ring 2,073 Km

Race 1

2010-05-16 13:45

Race



Lap	Lap Tm	Diff	Time of Day
-----	--------	------	-------------

Lap	Lap Tm	Diff	Time of Day
-----	--------	------	-------------

Lap	Lap Tm	Diff	Time of Day
-----	--------	------	-------------

Tävlingsledare Olle Bång

Tävlingssekreterare Stina Røjder Berglund

Domarordförande Per Birkefall

Tidtagningsschef Anna Tallén

Printed: 2010-05-16 12:03:29

Orbits

[www.amb-it.com](http://www.amb-it.com)

[www.mylaps.com](http://www.mylaps.com)

Licensed to: Race Consulting

Roadsport C

Kinnekulle Ring 2,073 Km

Race 1

2010-05-16 13:45

Race started at 14:04:23

Pos	No.	Name	Club	Best Tm	Laps	Total Tm
1	86	Henrik Pihl	SVKG	1:02.658	15	15:46.722
2	79	Henrik Eriksson	Karlskoga MK	1:02.556	15	15:54.622
3	76	Robert Serwanski	Svedala Motorklubb	1:02.949	15	15:55.967
4	87	Jimmy Visshed	MX-5 Racing Club	1:04.887	15	16:01.014
5	95	Jonas Bernhardt	SVKG	1:04.250	15	16:11.067
6	73	Hans Drangel	MSCC	1:03.971	15	16:13.286
7	92	Niklas Falk	SVKG	1:04.323	15	16:21.833
8	97	Magnus Ohlsson	SVKG	1:04.714	15	16:27.986
9	85	Martin Wahlberg	SVKG	1:04.845	15	16:28.737
10	77	Christoffer Waern	SVKG	1:04.769	15	16:29.270
11	84	Torkel Kristensson	MX5Racingclub	1:05.834	15	16:42.193
12	96	Magnus Pettersson	Örebro Racingclub	1:06.726	14	15:49.333
13	80	Ronnie Hofberg	MX-5 Racing Club	1:06.659	14	15:51.167
14	74	Andreas Karlsson	MX-5 Racing Club	1:06.710	14	15:52.016
15	83	Bertil Thorsson	MSCC	1:08.373	14	16:18.635
16	89	Magnus Claesson	MX-5 Racing Club	1:08.794	14	16:19.507
17	78	Jan Sundberg	SSK	1:05.884	12	13:20.248
18	82	Anders Träff	MX-5 Racing Club	1:16.631	12	16:04.680

Not classified ()

DNF	99	Andreas Halbig	Karlskoga MF	1:03.728	7	10:49.692
DNF	72	Per Oleskog	SVKG	1:13.958	5	16:09.750
DNS	94	Fredrik Henriksson	MX-5 Racing Club			

Margin of Victory	Avg. Speed	Best Lap Tm	Best Speed	Best Lap by
7.900	118,242	1:02.556	119,298	79 - Henrik Eriksson

Tävlingsledare Olle Bång

Orbits

Tävlingssekreterare Stina Røjder Berglund

www.amb-it.com

Domarordförande Per Birkefall

www.mylaps.com

Tidtagningsschef Anna Tallén

Licensed to: Race Consulting

Printed: 2010-05-16 14:50:27

Roadsport C

Kinnekulle Ring 2,073 Km

Race 1 Off

2010-05-16 13:45

Race started at 14:04:23

Pos	No.	Name	Club	Best Tm	Laps	Total Tm
Roadsport C						
1	86	Henrik Pihl	SVKG	1:02.658	15	15:46.722
2	79	Henrik Eriksson	Karlskoga MK	1:02.556	15	15:54.622
3	76	Robert Serwanski	Svedala Motorklubb	1:02.949	15	15:55.967
4	87	Jimmy Visshed	MX-5 Racing Club	1:04.887	15	16:01.014
5	95	Jonas Bernhardt	SVKG	1:04.250	15	16:11.067
6	73	Hans Drangel	MSCC	1:03.971	15	16:13.286
7	92	Niklas Falk	SVKG	1:04.323	15	16:21.833
8	97	Magnus Ohlsson	SVKG	1:04.714	15	16:27.986
9	85	Martin Wahlberg	SVKG	1:04.845	15	16:28.737
10	77	Christoffer Waern	SVKG	1:04.769	15	16:29.270
11	84	Torkel Kristensson	MX5Racingclub	1:05.834	15	16:42.193
12	96	Magnus Pettersson	Örebro Racingclub	1:06.726	14	15:49.333
13	80	Ronnie Hofberg	MX-5 Racing Club	1:06.659	14	15:51.167
14	74	Andreas Karlsson	MX-5 Racing Club	1:06.710	14	15:52.016
15	83	Bertil Thorsson	MSCC	1:08.373	14	16:18.635
16	89	Magnus Claesson	MX-5 Racing Club	1:08.794	14	16:19.507
17	78	Jan Sundberg	SSK	1:05.884	12	13:20.248
18	82	Anders Träff	MX-5 Racing Club	1:16.631	12	16:04.680

Not classified ()

DNF	99	Andreas Halbig	Karlskoga MF	1:03.728	7	10:49.692
DNF	72	Per Oleskog	SVKG	1:13.958	5	16:09.750
DNS	94	Fredrik Henriksson	MX-5 Racing Club			

Margin of Victory	Avg. Speed	Best Lap Tm	Best Speed	Best Lap by
7.900	118,242	1:02.556	119,298	79 - Henrik Eriksson

Tävlingsledare Olle Bång

Orbits

Tavlingssekreterare Stina Røjder Berglund

www.amb-it.com

Domarordförande Per Birkefall

www.mylaps.com

Tidtagningsschef Anna Tallén

Licensed to: Race Consulting

Printed: 2010-05-16 16:48:46





Lap	Lap Tm	Diff	Time of Day
10	1:07.149	+0.423	14:15:45.356
11	1:07.135	+0.409	14:16:52.491
12	1:06.822	+0.096	14:17:59.313
13	<b>1:06.726</b>		14:19:06.039
14	1:07.261	+0.535	14:20:13.300

**(80) Ronnie Hofberg**

Lap	Lap Tm	Diff	Time of Day
1			14:05:37.229
2	1:07.319	+0.660	14:06:44.548
3	1:07.116	+0.457	14:07:51.664
4	1:08.448	+1.789	14:09:00.112
5	1:07.079	+0.420	14:10:07.191
6	1:09.075	+2.416	14:11:16.266
7	1:08.917	+2.258	14:12:25.183
8	1:07.650	+0.991	14:13:32.833
9	1:07.374	+0.715	14:14:40.207
10	<b>1:06.659</b>		14:15:46.866
11	1:06.924	+0.265	14:16:53.790
12	1:06.703	+0.044	14:18:00.493
13	1:07.521	+0.862	14:19:08.014
14	1:07.120	+0.461	14:20:15.134

**(74) Andreas Karlsson**

Lap	Lap Tm	Diff	Time of Day
1			14:05:38.538
2	1:07.635	+0.925	14:06:46.174
3	1:07.510	+0.800	14:07:53.684
4	1:07.749	+1.039	14:09:01.433
5	1:07.175	+0.465	14:10:08.608
6	1:10.894	+4.184	14:11:19.503
7	1:06.969	+0.259	14:12:26.472
8	1:07.174	+0.464	14:13:33.646
9	1:07.199	+0.489	14:14:40.845
10	<b>1:06.710</b>		14:15:47.555
11	1:07.736	+1.026	14:16:55.292
12	1:06.287	-0.423	14:18:01.579
13	1:07.189	+0.479	14:19:08.768
14	1:07.215	+0.505	14:20:15.983

**(83) Bertil Thorsson**

Lap	Lap Tm	Diff	Time of Day
1			14:05:39.746
2	1:08.569	+0.196	14:06:48.315
3	1:08.960	+0.587	14:07:57.275
4	1:09.522	+1.149	14:09:06.797
5	1:09.141	+0.768	14:10:15.938
6	1:09.035	+0.662	14:11:24.973
7	1:09.242	+0.869	14:12:34.215
8	<b>1:08.373</b>		14:13:42.588
9	1:09.533	+1.160	14:14:52.121
10	1:09.477	+1.104	14:16:01.598
11	1:12.519	+4.146	14:17:14.117
12	1:08.660	+0.287	14:18:22.777
13	1:10.778	+2.405	14:19:33.555
14	1:09.047	+0.674	14:20:42.602

**(89) Magnus Claesson**

Lap	Lap Tm	Diff	Time of Day
1			14:05:39.496
2	1:10.191	+1.397	14:06:49.687
3	1:08.812	+0.018	14:07:58.499
4	1:09.275	+0.481	14:09:07.774
5	1:09.243	+0.449	14:10:17.017
6	1:09.042	+0.248	14:11:26.059
7	1:09.150	+0.356	14:12:35.209
8	1:08.910	+0.116	14:13:44.119
9	1:08.990	+0.196	14:14:53.109
10	1:09.703	+0.909	14:16:02.812
11	1:11.319	+2.525	14:17:14.131

Lap	Lap Tm	Diff	Time of Day
12	1:09.635	+0.841	14:18:23.766
13	1:10.914	+2.120	14:19:34.680
14	<b>1:08.794</b>		14:20:43.474

**(78) Jan Sundberg**

Lap	Lap Tm	Diff	Time of Day
1			14:05:35.158
2	1:06.248	+0.364	14:06:41.406
3	<b>1:05.884</b>		14:07:47.290
4	1:06.418	+0.534	14:08:53.708
5	1:05.927	+0.043	14:09:59.635
6	1:06.623	+0.739	14:11:06.258
7	1:06.025	+0.141	14:12:12.283
8	1:06.088	+0.204	14:13:18.371
9	1:06.519	+0.635	14:14:24.890
10	1:06.321	+0.437	14:15:31.211
11	1:06.104	+0.220	14:16:37.315
12	1:06.900	+1.016	14:17:44.215

**(82) Anders Tråff**

Lap	Lap Tm	Diff	Time of Day
1			14:05:46.256
2	1:16.938	+0.307	14:07:03.194
3	<b>1:16.631</b>		14:08:19.825
4	1:18.480	+1.849	14:09:38.305
5	1:23.773	+7.142	14:11:02.078
6	1:18.934	+2.303	14:12:21.012
7	1:20.266	+3.635	14:13:41.278
8	1:24.547	+7.916	14:15:05.825
9	1:17.867	+1.236	14:16:23.692
10	1:23.511	+6.880	14:17:47.203
11	1:17.574	+0.943	14:19:04.777
12	1:23.870	+7.239	14:20:28.647

**(99) Andreas Halbig**

Lap	Lap Tm	Diff	Time of Day
1			14:05:31.250
2	1:04.185	+0.457	14:06:35.435
3	<b>1:03.728</b>		14:07:39.163
4	1:04.279	+0.551	14:08:43.442
5	1:04.814	+1.086	14:09:48.256
6	1:05.309	+1.581	14:10:53.565
7	4:20.094	+3:16.366	14:15:13.659

**(72) Per Oleskog**


Lap	Lap Tm	Diff	Time of Day
1			14:05:43.218
2	<b>1:13.958</b>		14:06:57.176
3	1:18.413	+4.455	14:08:15.589
4	10:59.016	+9:45.058	14:19:14.605
5	1:19.112	+5.154	14:20:33.717

POLE POSITION

<b>2</b> 86 Henrik Pihl 1:02.658
<b>4</b> 99 Andreas Halbig 1:03.728
<b>6</b> 95 Jonas Bernhardt 1:04.250
<b>8</b> 97 Magnus Ohlsson 1:04.714
<b>10</b> 85 Martin Wahlberg 1:04.845
<b>12</b> 84 Torkel Kristensson 1:05.834
<b>14</b> 80 Ronnie Hofberg 1:06.659
<b>16</b> 96 Magnus Pettersson 1:06.726
<b>18</b> 89 Magnus Claesson 1:08.794
<b>20</b> 82 Anders Träff 1:16.631

<b>1</b> 79 Henrik Eriksson 1:02.556
<b>3</b> 76 Robert Serwanski 1:02.949
<b>5</b> 73 Hans Drangel 1:03.971
<b>7</b> 92 Niklas Falk 1:04.323
<b>9</b> 77 Christoffer Waern 1:04.769
<b>11</b> 87 Jimmy Vissned 1:04.887
<b>13</b> 78 Jan Sundberg 1:05.884
<b>15</b> 74 Andreas Karlsson 1:06.710
<b>17</b> 83 Bertil Thorsson 1:08.373
<b>19</b> 72 Per Oleskog 1:13.958

1  
2  
3  
4  
5  
6  
7  
8  
9  
10



21

94 Fredrik Henriksson

11

Roadsport C

Kinnekulle Ring 2,073 Km

Race 2

2010-05-16 15:30

Race (15 Laps) started at 15:39:17

Pos	No.	Name	Club	Best Tm	Laps	Total Tm
Roadsport C						
1	86	Henrik Pihl	SVKG	1:02.775	15	15:47.050
2	79	Henrik Eriksson	Karlskoga MK	1:02.380	15	15:47.363
3	76	Robert Serwanski	Svedala Motorklubb	1:03.222	15	15:57.037
4	99	Andreas Halbig	Karlskoga MF	1:03.724	15	16:03.801
5	87	Jimmy Visshed	MX-5 Racing Club	1:03.180	15	16:04.279
6	92	Niklas Falk	SVKG	1:04.355	15	16:13.179
7	73	Hans Drangel	MSCC	1:04.151	15	16:14.161
8	95	Jonas Bernhardt	SVKG	1:04.186	15	16:19.643
9	77	Christoffer Waern	SVKG	1:05.067	15	16:27.092
10	94	Fredrik Henriksson	MX-5 Racing Club	1:04.607	15	16:28.598
11	78	Jan Sundberg	SSK	1:04.440	15	16:38.149
12	85	Martin Wahlberg	SVKG	1:05.265	15	16:38.977
13	97	Magnus Ohlsson	SVKG	1:05.140	15	16:39.489
14	84	Torkel Kristensson	MX5Racingclub	1:04.657	15	16:39.894
15	80	Ronnie Hofberg	MX-5 Racing Club	1:06.174	15	16:46.924
16	96	Magnus Pettersson	Örebro Racingclub	1:06.367	15	16:56.997
17	89	Magnus Claesson	MX-5 Racing Club	1:07.332	14	15:59.955
18	74	Andreas Karlsson	MX-5 Racing Club	1:07.562	14	16:00.519
19	83	Bertil Thorsson	MSCC	1:08.591	14	16:28.148
20	82	Anders Träff	MX-5 Racing Club		13	16:27.917
Not classified ()						
DNF	72	Per Oleskog	SVKG	1:13.653	10	12:40.812

Margin of Victory	Avg. Speed	Best Lap Tm	Best Speed	Best Lap by
0.313	118,201	1:02.380	119,634	79 - Henrik Eriksson

Tävlingsledare Olle Bång

Orbits

Tavlingssekreterare Stina Røjder Berglund

www.amb-it.com

Domarordförande Per Birkefall

www.mylaps.com

Tidtagningsschef Anna Tallén

Licensed to: Race Consulting

Roadsport C

Kinnekulle Ring 2,073 Km

Race 2 Off

2010-05-16 15:30

Race (15 Laps) started at 15:39:17

Pos	No.	Name	Club	Best Tm	Laps	Total Tm
Roadsport C						
1	86	Henrik Pihl	SVKG	1:02.775	15	15:47.050
2	79	Henrik Eriksson	Karlskoga MK	1:02.380	15	15:47.363
3	76	Robert Serwanski	Svedala Motorklubb	1:03.222	15	15:57.037
4	99	Andreas Halbig	Karlskoga MF	1:03.724	15	16:03.801
5	87	Jimmy Visshed	MX-5 Racing Club	1:03.180	15	16:04.279
6	92	Niklas Falk	SVKG	1:04.355	15	16:13.179
7	73	Hans Drangel	MSCC	1:04.151	15	16:14.161
8	95	Jonas Bernhardt	SVKG	1:04.186	15	16:19.643
9	77	Christoffer Waern	SVKG	1:05.067	15	16:27.092
10	94	Fredrik Henriksson	MX-5 Racing Club	1:04.607	15	16:28.598
11	78	Jan Sundberg	SSK	1:04.440	15	16:38.149
12	85	Martin Wahlberg	SVKG	1:05.265	15	16:38.977
13	97	Magnus Ohlsson	SVKG	1:05.140	15	16:39.489
14	84	Torkel Kristensson	MX5Racingclub	1:04.657	15	16:39.894
15	80	Ronnie Hofberg	MX-5 Racing Club	1:06.174	15	16:46.924
16	96	Magnus Pettersson	Örebro Racingclub	1:06.367	15	16:56.997
17	89	Magnus Claesson	MX-5 Racing Club	1:07.332	14	15:59.955
18	74	Andreas Karlsson	MX-5 Racing Club	1:07.562	14	16:00.519
19	83	Bertil Thorsson	MSCC	1:08.591	14	16:28.148
20	82	Anders Träff	MX-5 Racing Club		13	16:27.917
Not classified ()						
DNF	72	Per Oleskog	SVKG	1:13.653	10	12:40.812

Margin of Victory	Avg. Speed	Best Lap Tm	Best Speed	Best Lap by
0.313	118,201	1:02.380	119,634	79 - Henrik Eriksson

Tävlingsledare Olle Bång

Orbits

Tavlingssekreterare Stina Røjder Berglund

www.amb-it.com

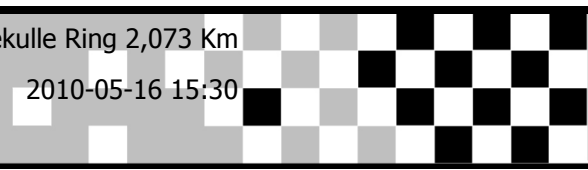
Domarordförande Per Birkefall

www.mylaps.com

Tidtagningsschef Anna Tallén

Licensed to: Race Consulting





Lap	Lap Tm	Diff	Time of Day
10	1:05.332	+0.067	15:50:25.822
11	1:05.648	+0.383	15:51:31.470
12	<b>1:05.265</b>		15:52:36.735
13	1:05.405	+0.140	15:53:42.140
14	1:07.209	+1.944	15:54:49.349
15	1:07.068	+1.803	15:55:56.417

(97) Magnus Ohlsson

1			15:40:28.615
2	1:05.403	+0.263	15:41:34.018
3	1:07.256	+2.116	15:42:41.274
4	1:06.613	+1.473	15:43:47.887
5	1:06.596	+1.456	15:44:54.483
6	1:07.094	+1.954	15:46:01.577
7	1:07.193	+2.053	15:47:08.770
8	1:06.539	+1.399	15:48:15.309
9	1:06.044	+0.904	15:49:21.353
10	<b>1:05.140</b>		15:50:26.493
11	1:05.610	+0.470	15:51:32.103
12	1:06.076	+0.936	15:52:38.179
13	1:05.182	+0.042	15:53:43.361
14	1:06.705	+1.565	15:54:50.066
15	1:06.863	+1.723	15:55:56.929

(84) Torkel Kristensson

1			15:40:26.684
2	1:05.433	+0.776	15:41:32.117
3	1:09.396	+4.739	15:42:41.513
4	1:07.021	+2.364	15:43:48.534
5	1:06.886	+2.229	15:44:55.420
6	1:06.795	+2.138	15:46:02.215
7	1:08.051	+3.394	15:47:10.266
8	1:05.682	+1.025	15:48:15.948
9	1:07.346	+2.689	15:49:23.294
10	1:05.159	+0.502	15:50:28.453
11	<b>1:04.657</b>		15:51:33.110
12	1:05.486	+0.829	15:52:38.596
13	1:06.262	+1.605	15:53:44.858
14	1:05.494	+0.837	15:54:50.352
15	1:06.982	+2.325	15:55:57.334

(80) Ronnie Hofberg

1			15:40:29.460
2	1:08.537	+2.363	15:41:37.997
3	1:08.557	+2.383	15:42:46.554
4	1:07.020	+0.846	15:43:53.574
5	1:06.367	+0.193	15:44:59.941
6	1:06.729	+0.555	15:46:06.670
7	1:06.321	+0.147	15:47:12.991
8	1:06.580	+0.406	15:48:19.571
9	1:06.303	+0.129	15:49:25.874
10	1:06.224	+0.050	15:50:32.098
11	1:06.520	+0.346	15:51:38.618
12	1:06.824	+0.650	15:52:45.442
13	1:06.497	+0.323	15:53:51.939
14	<b>1:06.174</b>		15:54:58.113
15	1:06.251	+0.077	15:56:04.364

(96) Magnus Pettersson

1			15:40:30.629
2	1:08.243	+1.876	15:41:38.872
3	1:08.263	+1.896	15:42:47.135
4	1:06.906	+0.539	15:43:54.041
5	1:06.444	+0.077	15:45:00.485
6	1:06.731	+0.364	15:46:07.216
7	1:06.400	+0.033	15:47:13.616

Lap	Lap Tm	Diff	Time of Day
8	1:06.534	+0.167	15:48:20.150
9	<b>1:06.367</b>		15:49:26.517
10	1:06.995	+0.628	15:50:33.512
11	1:07.274	+0.907	15:51:40.786
12	1:07.601	+1.234	15:52:48.387
13	1:07.566	+1.199	15:53:55.953
14	1:07.332	+0.965	15:55:03.285
15	1:11.152	+4.785	15:56:14.437

(89) Magnus Claesson

1			15:40:31.434
2	1:08.170	+0.838	15:41:39.604
3	1:07.980	+0.648	15:42:47.584
4	1:07.476	+0.144	15:43:55.060
5	<b>1:07.332</b>		15:45:02.392
6	1:07.719	+0.387	15:46:10.111
7	1:07.799	+0.467	15:47:17.910
8	1:08.126	+0.794	15:48:26.036
9	1:07.595	+0.263	15:49:33.631
10	1:08.514	+1.182	15:50:42.145
11	1:09.129	+1.797	15:51:51.274
12	1:09.174	+1.842	15:53:00.448
13	1:07.728	+0.396	15:54:08.176
14	1:09.219	+1.887	15:55:17.395

(74) Andreas Karlsson

1			15:40:31.904
2	1:08.290	+0.727	15:41:40.194
3	1:08.008	+0.445	15:42:48.202
4	1:08.345	+0.782	15:43:56.548
5	1:06.604	-0.958	15:45:03.152
6	1:07.609	+0.046	15:46:10.761
7	1:08.002	+0.439	15:47:18.763
8	<b>1:07.562</b>		15:48:26.325
9	1:10.649	+3.086	15:49:36.975
10	1:06.815	-0.747	15:50:43.790
11	1:08.125	+0.562	15:51:51.915
12	1:09.390	+1.828	15:53:01.305
13	1:07.598	+0.035	15:54:08.904
14	1:09.056	+1.493	15:55:17.960

(83) Bertil Thorsson

1			15:40:32.819
2	1:08.812	+0.221	15:41:41.631
3	<b>1:08.591</b>		15:42:50.222
4	1:09.018	+0.427	15:43:59.240
5	1:09.191	+0.600	15:45:08.431
6	1:10.657	+2.066	15:46:19.088
7	1:10.482	+1.891	15:47:29.570
8	1:10.778	+2.187	15:48:40.348
9	1:12.242	+3.651	15:49:52.590
10	1:10.069	+1.478	15:51:02.659
11	1:10.942	+2.351	15:52:13.601
12	1:11.271	+2.680	15:53:24.872
13	1:09.645	+1.054	15:54:34.517
14	1:11.071	+2.480	15:55:45.588

(82) Anders Tråff

1			15:40:40.786
2	1:11.958	-3:59:42.817	15:41:52.744
3	1:14.549	-3:59:40.226	15:43:07.293
4	1:14.833	-3:59:39.942	15:44:22.126
5	1:14.579	-3:59:40.196	15:45:36.705
6	1:19.798	-3:59:34.977	15:46:56.503
7	1:14.676	-3:59:40.099	15:48:11.179
8	1:19.077	-3:59:35.698	15:49:30.256

Lap	Lap Tm	Diff	Time of Day
9	1:14.764	-3:59:40.011	15:50:45.020
10	1:14.009	-3:59:40.766	15:51:59.029
11	1:16.601	-3:59:38.174	15:53:15.630
12	1:14.026	-3:59:40.749	15:54:29.656
13	1:15.702	-3:59:39.073	15:55:45.358

(72) Per Oleskog

1			15:40:36.346
2	1:14.564	+0.911	15:41:50.910
3	1:15.180	+1.527	15:43:06.090
4	1:14.860	+1.207	15:44:20.950
5	<b>1:13.653</b>		15:45:34.603
6	1:15.975	+2.322	15:46:50.578
7	1:17.999	+4.346	15:48:08.577
8	1:17.459	+3.806	15:49:26.036
9	1:15.220	+1.567	15:50:41.256
10	1:16.996	+3.343	15:51:58.252