

**BILSPORT****Rally & Racing**
FOLKRACE • KARTING • RALLYCROSS • ÖVRIG BILSPORT**NOSTALGIA**
MAGAZINE**KLASSISKA BILAR****Teknikens
Värld**
ALLT OM BILEN

euro finans



Svenskt Sportvagnsmeeting 2015

Sorted on Best Lap time

04 Clubman / RS

Ring Knutstorp 2,070 km

Kval

2015-07-04 09:04

Qualifying (12:00 Time) started at 9:47:35

Pos	PIC	No.	Name	Class	Best Tm	Diff	Best Speed	In Lap	Status	Sponsor
1	1	1	Thomas Stamreus	RS	59.601		125,031	8	SE	
2	2	10	Nicolai Aaberg Hansen	RS	59.703	0.102	124,818	8	Danmark	
3	3	3	Jonny Thomsen	RS	1:00.521	0.920	123,131	6	Sverige	
4	4	4	Mats Hildingsson	RS	1:02.095	2.494	120,010	10	Sverige	
5	5	24	Anders Dahg	RS	1:02.109	2.508	119,983	6	Sverige	
6	6	12	Tobias Wijk	RS	1:02.212	2.611	119,784	8	sweden	
7	1	55	Ronnie Hofberg	Clubman	1:02.496	2.895	119,240	2	Sverige	
8	2	72	Bjarne Mumm	Clubman	1:02.864	3.263	118,542	10	Sverige	
9	3	53	Svein Langholm	Clubman	1:03.256	3.655	117,807	6	N	
10	7	46	Theodor Löfquist Bertland	RS	1:03.739	4.138	116,914	6	Sverige	
11	8	22	Hans Hjelm	RS	1:05.262	5.661	114,186	8	Sverige	
12	4	77	Hans Tullsten	Clubman	1:05.316	5.715	114,091	8	Sverige	
13	5	63	Lars Rosenblad	Clubman	1:05.517	5.916	113,741	9	Sweden	
14	6	71	Kristian Bladh	Clubman	1:10.390	10.789	105,867	2	SE	

Tidtagning/Magnus Carlsson

Tävlingsledare/Max Dymling

Tävlingssekreterare/Mats Ek

Jury ordförande/Mikael Karlstedt

Printed: 2015-07-04 10:04:09

Orbits

www.mylaps.com

Licensed to: Race Consulting Sweden AB

Svenskt Sportvagnsmeeting 2015

04 Clubman / RS

Ring Knutstorp 2,070 km

Kval

2015-07-04 09:04

Qualifying (12:00 Time) started at 9:47:35

Lap	Lap Tm	Diff	Time of Day
(1) Thomas Stamreus			
1	1:08.700	+9.099	9:51:06.104
2	1:07.497	+7.896	9:52:13.601
3	1:00.221	+0.620	9:53:13.822
4	1:02.597	+2.996	9:54:16.419
5	59.844	+0.243	9:55:16.263
6	1:02.767	+3.166	9:56:19.030
7	1:14.875	+15.274	9:57:33.905
8	59.601		9:58:33.506
9	1:09.531	+9.930	9:59:43.037

Lap	Lap Tm	Diff	Time of Day
(10) Nicolai Aaberg Hansen			
1	1:05.901	+6.198	9:50:43.382
2	1:02.517	+2.814	9:51:45.899
3	1:04.970	+5.267	9:52:50.869
4	1:02.020	+2.317	9:53:52.889
5	1:05.394	+5.691	9:54:58.283
6	1:01.972	+2.269	9:56:00.255
7	1:00.456	+0.753	9:57:00.711
8	59.703		9:58:00.414
9	1:02.225	+2.522	9:59:02.639
10	1:00.659	+0.956	10:00:03.298

Lap	Lap Tm	Diff	Time of Day
(3) Jonny Thomsen			
1	1:13.483	+12.962	9:51:22.152
2	1:07.146	+6.625	9:52:29.298
3	1:03.461	+2.940	9:53:32.759
4	1:00.879	+0.358	9:54:33.638
5	1:00.953	+0.432	9:55:34.591
6	1:00.521		9:56:35.112
7	1:00.531	+0.010	9:57:35.643
8	1:00.524	+0.003	9:58:36.167
9	1:07.645	+7.124	9:59:43.812

Lap	Lap Tm	Diff	Time of Day
(4) Mats Hildingsson			
1	1:34.011	+31.916	9:49:20.162
2	1:04.355	+2.260	9:50:24.517
3	1:04.085	+1.990	9:51:28.602
4	1:03.499	+1.404	9:52:32.101
5	1:04.110	+2.015	9:53:36.211
6	1:03.257	+1.162	9:54:39.468
7	1:03.034	+0.939	9:55:42.502
8	1:02.555	+0.460	9:56:45.057
9	1:02.559	+0.464	9:57:47.616
10	1:02.095		9:58:49.711
11	1:02.197	+0.102	9:59:51.908

Lap	Lap Tm	Diff	Time of Day
(24) Anders Dahg			
1	1:10.468	+8.359	9:51:04.587
2	1:08.865	+6.756	9:52:13.452
3	1:04.305	+2.196	9:53:17.757
4	1:03.151	+1.042	9:54:20.908
5	1:02.579	+0.470	9:55:23.487
6	1:02.109		9:56:25.596
7	1:02.460	+0.351	9:57:28.056
8	1:02.653	+0.544	9:58:30.709
9	1:15.073	+12.964	9:59:45.782

Lap	Lap Tm	Diff	Time of Day
(12) Tobias Wijk			
1	1:47.102	+44.890	9:49:42.915
2	1:16.124	+13.912	9:50:59.039
3	1:09.973	+7.761	9:52:09.012
4	1:03.960	+1.748	9:53:12.972
5	1:03.341	+1.129	9:54:16.313
6	1:02.700	+0.488	9:55:19.013

Lap	Lap Tm	Diff	Time of Day
7	1:02.662	+0.450	9:56:21.675
8	1:02.212		9:57:23.887
9	1:02.225	+0.013	9:58:26.112
10	1:16.054	+13.842	9:59:42.166

Lap	Lap Tm	Diff	Time of Day
(55) Ronnie Hofberg			
1	1:03.277	+0.781	9:50:47.132
2	1:02.496		9:51:49.628
3	3:12.063	+2:09.567	9:55:01.691
4	1:02.547	+0.051	9:56:04.238
5	1:02.765	+0.269	9:57:07.003
6	1:03.050	+0.554	9:58:10.053
7	1:02.720	+0.224	9:59:12.773
8	1:16.579	+14.083	10:00:29.352

Lap	Lap Tm	Diff	Time of Day
(72) Bjarne Mumm			
1	1:08.454	+5.590	9:50:24.476
2	1:06.877	+4.013	9:51:31.353
3	1:04.486	+1.622	9:52:35.839
4	1:03.263	+0.399	9:53:39.102
5	1:02.977	+0.113	9:54:42.079
6	1:03.601	+0.737	9:55:45.680
7	1:05.435	+2.571	9:56:51.115
8	1:02.997	+0.133	9:57:54.112
9	1:03.341	+0.477	9:58:57.453
10	1:02.864		10:00:00.317

Lap	Lap Tm	Diff	Time of Day
(53) Svein Langholm			
1	1:25.883	+22.627	9:52:32.789
2	2:23.068	+1:19.812	9:54:55.857
3	1:04.276	+1.020	9:56:00.133
4	1:03.793	+0.537	9:57:03.926
5	1:03.359	+0.103	9:58:07.285
6	1:03.256		9:59:10.541
7	1:31.799	+28.543	10:00:42.340

Lap	Lap Tm	Diff	Time of Day
(46) Theodor Löfquist Bertland			
1	1:07.775	+4.036	9:50:35.012
2	1:06.325	+2.586	9:51:41.337
3	1:10.383	+6.644	9:52:51.720
4	1:07.547	+3.808	9:53:59.267
5	1:15.934	+12.195	9:55:15.201
6	1:03.739		9:56:18.940
7	1:04.798	+1.059	9:57:23.738
8	1:04.514	+0.775	9:58:28.252
9	1:04.804	+1.065	9:59:33.056
10	1:04.028	+0.289	10:00:37.084

Lap	Lap Tm	Diff	Time of Day
(22) Hans Hjelm			
1	1:14.017	+8.755	9:51:32.527
2	1:07.533	+2.271	9:52:40.060
3	1:06.811	+1.549	9:53:46.871
4	1:15.763	+10.501	9:55:02.634
5	1:07.410	+2.148	9:56:10.044
6	1:06.488	+1.226	9:57:16.532
7	1:05.490	+0.228	9:58:22.022
8	1:05.262		9:59:27.284
9	1:06.363	+1.101	10:00:33.647

Lap	Lap Tm	Diff	Time of Day
(77) Hans Tullsten			
1	1:07.955	+2.639	9:50:56.909
2	1:28.544	+23.228	9:52:25.453
3	1:07.362	+2.046	9:53:32.815
4	1:06.351	+1.035	9:54:39.166
5	1:06.274	+0.958	9:55:45.440
6	1:05.503	+0.187	9:56:50.943

Lap	Lap Tm	Diff	Time of Day
7	1:06.364	+1.048	9:57:57.307
8	1:05.316		9:59:02.623
9	1:05.341	+0.025	10:00:07.964

Lap	Lap Tm	Diff	Time of Day
(63) Lars Rosenblad			
1	1:08.840	+3.323	9:50:31.918
2	1:08.136	+2.619	9:51:40.054
3	1:10.054	+4.537	9:52:50.108
4	1:08.159	+2.642	9:53:58.267
5	1:07.245	+1.728	9:55:05.512
6	1:06.031	+0.514	9:56:11.543
7	1:06.238	+0.721	9:57:17.781
8	1:05.926	+0.409	9:58:23.707
9	1:05.517		9:59:29.224
10	1:05.678	+0.161	10:00:34.902

Lap	Lap Tm	Diff	Time of Day
(71) Kristian Bladh			
1	1:44.531	+34.141	9:49:20.472
2	1:10.390		9:50:30.862

Tidtagning/Magnus Carlsson

Orbits

Tävlingsledare/Max Dymling

Tävlingssekreterare/Mats Ek

Jury ordförande/Mikael Karlstedt

www.mylaps.com

Licensed to: Race Consulting Sweden AB

Printed: 2015-07-04 10:06:40

Svenskt Sportvagnsmeeting 2015

04 Clubman / RS

Ring Knutstorp 2,070 km

Race 1

2015-07-04 14:46

Race (11:00 and 1 Laps)

POLE POSITION

1

1
1 Thomas Stamreus
59.601

2

10 Nicolai Aaberg Hansen
59.703

2

3
3 Jonny Thomsen
1:00.521

4

4 Mats Hildingsson
1:02.095

3

5
24 Anders Dahg
1:02.109

6

12 Tobias Wijk
1:02.212

4

7
55 Ronnie Hofberg
1:02.496

8

72 Bjarne Mumm
1:02.864

5

9
53 Svein Langholm
1:03.256

10

46 Theodor Löfquist Bertland
1:03.739

6

11
22 Hans Hjelm
1:05.262

12

77 Hans Tullsten
1:05.316

7

13
63 Lars Rosenblad
1:05.517

14

71 Kristian Bladh
1:10.390

**BILSPORT****Rally & Racing**
FOLKRACE • KARTING • RALLYCROSS • ÖVRIG BILSPORT**NOSTALGIA**
MAGAZINE**KLASSISKA BILAR****Teknikens
Värld**
ALLT OM BILEN

euro finans

**Svenskt Sportvagnsmeeting 2015****Sorted on Laps**


04 Clubman / RS

Ring Knutstorp 2,070 km

Race 1

2015-07-04 14:46

Race (11:00 and 1 Laps) started at 14:50:11



Pos	PIC	No.	Name	Class	Laps	Diff	Gap	Total Tm	Best Tm	Nat/State	Sponsor
1	1	10	Nicolai Aaberg Hansen	RS	12			12:29.910	1:01.307	Danmark	
2	2	1	Thomas Stamreus	RS	12	4.920	4.920	12:34.830	1:01.151	SE	
3	3	3	Jonny Thomsen	RS	12	12.443	7.523	12:42.353	1:01.204	Sverige	
4	4	12	Tobias Wijk	RS	12	16.201	3.758	12:46.111	1:02.977	sweden	
5	5	4	Mats Hildingsson	RS	12	16.593	0.392	12:46.503	1:02.785	Sverige	
6	1	72	Bjarne Mumm	Clubman	12	20.844	4.251	12:50.754	1:02.779	Sverige	
7	6	46	Theodor Löfquist Bertland	RS	12	21.790	0.946	12:51.700	1:02.839	Sverige	
8	7	24	Anders Dahg	RS	12	36.886	15.096	13:06.796	1:02.947	Sverige	
9	2	53	Svein Langholm	Clubman	12	36.983	0.097	13:06.893	1:03.345	N	
10	8	22	Hans Hjelm	RS	12	1:01.594	24.611	13:31.504	1:06.335	Sverige	
11	3	77	Hans Tullsten	Clubman	12	1:02.249	0.655	13:32.159	1:06.140	Sverige	
12	4	63	Lars Rosenblad	Clubman	11	1 Lap	1 Lap	12:46.062	1:06.221	Sweden	
13	5	55	Ronnie Hofberg	Clubman	10	2 Laps	1 Lap	12:30.290	1:03.446	Sverige	

Not classified (75% = 9 Laps)

DNS	DNS	71	Kristian Bladh	Clubman		DNS				SE	
-----	-----	----	----------------	---------	--	-----	--	--	--	----	--

Tidtagning/Magnus Carlsson
 Tävlingsledare/Max Dymling
 Tävlingssekreterare/Mats Ek
 Jury ordförande/Mikael Karlstedt

Orbits

www.mylaps.com

Licensed to: Race Consulting Sweden AB

Printed: 2015-07-04 15:05:55

**BILSPORT****Rally & Racing**
FOLKRRIDE • KARTING • RALLYCROSS • ÖVRIG BILSPORT**NOSTALGIA**
MAGAZINE**KLASSISKA**
BILAR**Teknikens**
Värld
ALLT OM BILEN

euro finans

**Svenskt Sportvagnsmeeting 2015****Sorted on Laps**


04 Clubman / RS

Ring Knutstorp 2,070 km

Race 1

2015-07-04 14:46

Race (11:00 and 1 Laps) started at 14:50:11



Pos	PIC	No.	Name	Class	Laps	Diff	Gap	Total Tm	Best Tm	Nat/State	Sponsor
Clubman											
1	1	72	Bjarne Mumm	Clubman	12			12:50.754	1:02.779	Sverige	
2	2	53	Svein Langholm	Clubman	12	16.139	16.139	13:06.893	1:03.345	N	
3	3	77	Hans Tullsten	Clubman	12	41.405	25.266	13:32.159	1:06.140	Sverige	
4	4	63	Lars Rosenblad	Clubman	11	1 Lap	1 Lap	12:46.062	1:06.221	Sweden	
5	5	55	Ronnie Hofberg	Clubman	10	2 Laps	1 Lap	12:30.290	1:03.446	Sverige	

Not classified (75% = 9 Laps)

DNS	DNS	71	Kristian Bladh	Clubman		DNS				SE	
-----	-----	----	----------------	---------	--	-----	--	--	--	----	--

RS

1	1	10	Nicolai Aaberg Hansen	RS	12			12:29.910	1:01.307	Danmark	
2	2	1	Thomas Stamreus	RS	12	4.920	4.920	12:34.830	1:01.151	SE	
3	3	3	Jonny Thomsen	RS	12	12.443	7.523	12:42.353	1:01.204	Sverige	
4	4	12	Tobias Wijk	RS	12	16.201	3.758	12:46.111	1:02.977	sweden	
5	5	4	Mats Hildingsson	RS	12	16.593	0.392	12:46.503	1:02.785	Sverige	
6	6	46	Theodor Löfquist Bertland	RS	12	21.790	5.197	12:51.700	1:02.839	Sverige	
7	7	24	Anders Dahg	RS	12	36.886	15.096	13:06.796	1:02.947	Sverige	
8	8	22	Hans Hjelm	RS	12	1:01.594	24.708	13:31.504	1:06.335	Sverige	

Tidtagning/Magnus Carlsson
 Tävlingsledare/Max Dymling
 Tävlingssekreterare/Mats Ek
 Jury ordförande/Mikael Karlstedt

Orbits

www.mylaps.com

Licensed to: Race Consulting Sweden AB

Printed: 2015-07-04 15:06:42

Svenskt Sportvagnsmeeting 2015

04 Clubman / RS

Ring Knutstorp 2,070 km

Race 1

2015-07-04 14:46

Race (11:00 and 1 Laps) started at 14:50:11

Lap	Lap Tm	Diff	Time of Day
(10) Nicolai Aaberg Hansen			
1			14:51:17.443
2	1:03.629	+2.322	14:52:21.072
3	1:03.627	+2.320	14:53:24.699
4	1:02.912	+1.605	14:54:27.611
5	1:01.967	+0.660	14:55:29.578
6	1:01.638	+0.331	14:56:31.216
7	1:01.363	+0.056	14:57:32.579
8	1:02.404	+1.097	14:58:34.983
9	1:01.614	+0.307	14:59:36.597
10	1:01.573	+0.266	15:00:38.170
11	1:01.307		15:01:39.477
12	1:01.461	+0.154	15:02:40.938

Lap	Lap Tm	Diff	Time of Day
(1) Thomas Stamreus			
1			14:51:18.346
2	1:03.359	+2.208	14:52:21.705
3	1:03.291	+2.140	14:53:24.996
4	1:04.301	+3.150	14:54:29.297
5	1:03.466	+2.315	14:55:32.763
6	1:03.502	+2.351	14:56:36.265
7	1:01.756	+0.605	14:57:38.021
8	1:01.526	+0.375	14:58:39.547
9	1:01.167	+0.016	14:59:40.714
10	1:01.151		15:00:41.865
11	1:01.369	+0.218	15:01:43.234
12	1:02.624	+1.473	15:02:45.858

Lap	Lap Tm	Diff	Time of Day
(3) Jonny Thomsen			
1			14:51:18.514
2	1:03.777	+2.573	14:52:22.291
3	1:03.216	+2.012	14:53:25.507
4	1:04.163	+2.959	14:54:29.670
5	1:03.510	+2.306	14:55:33.180
6	1:03.368	+2.164	14:56:36.548
7	1:02.923	+1.719	14:57:39.471
8	1:01.204		14:58:40.675
9	1:01.255	+0.051	14:59:41.930
10	1:02.276	+1.072	15:00:44.206
11	1:03.158	+1.954	15:01:47.364
12	1:06.017	+4.813	15:02:53.381

Lap	Lap Tm	Diff	Time of Day
(12) Tobias Wijk			
1			14:51:17.051
2	1:03.865	+0.888	14:52:20.916
3	1:03.520	+0.543	14:53:24.436
4	1:04.454	+1.477	14:54:28.890
5	1:03.685	+0.708	14:55:32.575
6	1:03.523	+0.546	14:56:36.098
7	1:03.273	+0.296	14:57:39.371
8	1:03.943	+0.966	14:58:43.314
9	1:03.917	+0.940	14:59:47.231
10	1:02.977		15:00:50.208
11	1:03.588	+0.611	15:01:53.796
12	1:03.343	+0.366	15:02:57.139

Lap	Lap Tm	Diff	Time of Day
(4) Mats Hildingsson			
1			14:51:19.111
2	1:03.799	+1.014	14:52:22.910
3	1:03.372	+0.587	14:53:26.282
4	1:04.566	+1.781	14:54:30.848
5	1:03.240	+0.455	14:55:34.088
6	1:03.387	+0.602	14:56:37.475
7	1:02.972	+0.187	14:57:40.447
8	1:03.376	+0.591	14:58:43.823

Lap	Lap Tm	Diff	Time of Day
9	1:03.916	+1.131	14:59:47.739
10	1:03.261	+0.476	15:00:51.000
11	1:03.746	+0.961	15:01:54.746
12	1:02.785		15:02:57.531

Lap	Lap Tm	Diff	Time of Day
(72) Bjarne Mumm			
1			14:51:21.422
2	1:04.046	+1.267	14:52:25.468
3	1:04.002	+1.223	14:53:29.470
4	1:03.357	+0.578	14:54:32.827
5	1:05.248	+2.469	14:55:38.075
6	1:03.210	+0.431	14:56:41.285
7	1:03.454	+0.675	14:57:44.739
8	1:03.411	+0.632	14:58:48.150
9	1:03.612	+0.833	14:59:51.762
10	1:02.779		15:00:54.541
11	1:03.449	+0.670	15:01:57.990
12	1:03.792	+1.013	15:03:01.782

Lap	Lap Tm	Diff	Time of Day
(46) Theodor Löfquist Bertland			
1			14:51:22.427
2	1:03.907	+1.068	14:52:26.334
3	1:04.575	+1.736	14:53:30.909
4	1:03.374	+0.535	14:54:34.283
5	1:04.756	+1.917	14:55:39.039
6	1:03.062	+0.223	14:56:42.101
7	1:03.638	+0.799	14:57:45.739
8	1:03.417	+0.578	14:58:49.156
9	1:03.209	+0.370	14:59:52.365
10	1:02.839		15:00:55.204
11	1:03.212	+0.373	15:01:58.416
12	1:04.312	+1.473	15:03:02.728

Lap	Lap Tm	Diff	Time of Day
(24) Anders Dahg			
1			14:51:20.448
2	1:03.034	+0.087	14:52:23.482
3	1:03.221	+0.274	14:53:26.703
4	1:04.518	+1.571	14:54:31.221
5	1:09.351	+6.404	14:55:40.572
6	1:03.757	+0.810	14:56:44.329
7	1:03.450	+0.503	14:57:47.779
8	1:03.604	+0.657	14:58:51.383
9	1:02.947		14:59:54.330
10	1:03.732	+0.785	15:00:58.062
11	1:11.843	+8.896	15:02:09.905
12	1:07.919	+4.972	15:03:17.824

Lap	Lap Tm	Diff	Time of Day
(53) Svein Langholm			
1			14:51:23.127
2	1:04.216	+0.871	14:52:27.343
3	1:04.051	+0.706	14:53:31.394
4	1:05.144	+1.799	14:54:36.538
5	1:04.500	+1.155	14:55:41.038
6	1:05.537	+2.192	14:56:46.575
7	1:03.345		14:57:49.920
8	1:03.726	+0.381	14:58:53.646
9	1:04.319	+0.974	14:59:57.965
10	1:05.683	+2.338	15:01:03.648
11	1:06.914	+3.569	15:02:10.562
12	1:07.359	+4.014	15:03:17.921

Lap	Lap Tm	Diff	Time of Day
(22) Hans Hjelm			
1			14:51:25.701
2	1:07.114	+0.779	14:52:32.815
3	1:06.809	+0.474	14:53:39.624
4	1:06.335		14:54:45.959

Lap	Lap Tm	Diff	Time of Day
5	1:06.692	+0.357	14:55:52.651
6	1:06.677	+0.342	14:56:59.328
7	1:07.836	+1.501	14:58:07.164
8	1:07.547	+1.212	14:59:14.711
9	1:06.421	+0.086	15:00:21.132
10	1:07.927	+1.592	15:01:29.059
11	1:06.557	+0.222	15:02:35.616
12	1:06.916	+0.581	15:03:42.532

Lap	Lap Tm	Diff	Time of Day
(77) Hans Tullsten			
1			14:51:26.472
2	1:07.041	+0.901	14:52:33.513
3	1:06.768	+0.628	14:53:40.281
4	1:06.587	+0.447	14:54:46.868
5	1:07.523	+1.383	14:55:54.391
6	1:07.473	+1.333	14:57:01.864
7	1:06.305	+0.165	14:58:08.169
8	1:07.360	+1.220	14:59:15.529
9	1:06.731	+0.591	15:00:22.260
10	1:07.820	+1.680	15:01:30.080
11	1:06.140		15:02:36.220
12	1:06.967	+0.827	15:03:43.187

Lap	Lap Tm	Diff	Time of Day
(63) Lars Rosenblad			
1			14:51:26.670
2	1:07.069	+0.848	14:52:33.739
3	1:06.737	+0.516	14:53:40.476
4	1:06.468	+0.247	14:54:46.944
5	1:06.221		14:55:53.165
6	1:06.646	+0.425	14:56:59.811
7	1:08.013	+1.792	14:58:07.824
8	1:07.283	+1.062	14:59:15.107
9	1:06.421	+0.200	15:00:21.528
10	1:08.496	+2.275	15:01:30.024
11	1:27.066	+20.845	15:02:57.090

Lap	Lap Tm	Diff	Time of Day
(55) Ronnie Hofberg			
1			14:51:22.993
2	1:03.750	+0.304	14:52:26.743
3	1:04.542	+1.096	14:53:31.285
4	1:04.615	+1.169	14:54:35.900
5	1:04.295	+0.849	14:55:40.195
6	1:05.192	+1.746	14:56:45.387
7	1:03.446		14:57:48.833
8	1:03.887	+0.441	14:58:52.720
9	1:05.063	+1.617	14:59:57.783
10	2:43.535	+1:40.089	15:02:41.318

Tidtagning/Magnus Carlsson

Orbits

Tävlingsledare/Max Dymling

Tävlingssekreterare/Mats Ek

Jury ordförande/Mikael Karlstedt

Printed: 2015-07-04 15:09:40

www.mylaps.com

Licensed to: Race Consulting Sweden AB

Svenskt Sportvagnsmeeting 2015

04 Clubman / RS

Ring Knutstorp 2,070 km

Race 2

2015-07-05 12:50

Race (12:00 and 1 Laps)

POLE POSITION

1

1

1 Thomas Stamreus
1:01.151

2

3 Jonny Thomsen
1:01.204

2

3

10 Nicolai Aaberg Hansen
1:01.307

4

72 Bjarne Mumm
1:02.779

3

5

4 Mats Hildingsson
1:02.785

6

46 Theodor Löfquist Bertland
1:02.839

4

7

24 Anders Dahg
1:02.947

8

12 Tobias Wijk
1:02.977

5

9

53 Svein Langholm
1:03.345

10

55 Ronnie Hofberg
1:03.446

6

11

77 Hans Tullsten
1:06.140

12

63 Lars Rosenblad
1:06.221

7

13

22 Hans Hjelm
1:06.335

14

71 Kristian Bladh

**BILSPORT****Rally & Racing**
FOLKRACE • KARTING • RALLYCROSS • ÖVRIG BILSPORT**NOSTALGIA**
MAGAZINE**KLASSISKA BILAR****Teknikens
Värld**
ALLT OM BILEN

euro finans

**Svenskt Sportvagnsmeeting 2015****Sorted on Laps**


04 Clubman / RS

Ring Knutstorp 2,070 km

Race 2

2015-07-05 12:50

Race (12:00 and 1 Laps) started at 12:53:30



<i>Pos</i>	<i>PIC</i>	<i>No.</i>	<i>Name</i>	<i>Class</i>	<i>Laps</i>	<i>Diff</i>	<i>Gap</i>	<i>Total Tm</i>	<i>Best Tm</i>	<i>Nat/State</i>	<i>Sponsor</i>
1	1	3	Jonny Thomsen	RS	13			13:16.640	1:00.342	Sverige	
2	2	1	Thomas Stamreus	RS	13	0.661	0.661	13:17.301	1:00.456	SE	
3	3	10	Nicolai Aaberg Hansen	RS	13	1.670	1.009	13:18.310	1:00.499	Danmark	
4	4	4	Mats Hildingsson	RS	13	24.998	23.328	13:41.638	1:02.260	Sverige	
5	5	24	Anders Dahg	RS	13	28.768	3.770	13:45.408	1:02.281	Sverige	
6	6	12	Tobias Wijk	RS	13	34.256	5.488	13:50.896	1:02.086	sweden	
7	1	53	Svein Langholm	Clubman	13	35.778	1.522	13:52.418	1:02.738	N	
8	2	72	Bjarne Mumm	Clubman	13	39.060	3.282	13:55.700	1:02.841	Sverige	
9	3	77	Hans Tullsten	Clubman	13	1:06.240	27.180	14:22.880	1:04.781	Sverige	
10	4	63	Lars Rosenblad	Clubman	12	1 Lap	1 Lap	13:29.632	1:04.973	Sweden	
11	7	22	Hans Hjelm	RS	12	1 Lap	7.704	13:37.336	1:06.021	Sverige	
12	5	55	Ronnie Hofberg	Clubman	11	2 Laps	1 Lap	11:53.937		Sverige	
13	6	71	Kristian Bladh	Clubman	11	2 Laps	1:40.718	13:34.655	1:11.135	SE	
14	8	46	Theodor Löfquist Bertland	RS	9	4 Laps	2 Laps	9:34.886	1:02.281	Sverige	

Tidtagning/Magnus Carlsson
 Tävlingsledare/Max Dymling
 Tävlingssekreterare/Mats Ek
 Jury ordförande/Mikael Karlstedt

Orbits

www.mylaps.com

Licensed to: Race Consulting Sweden AB

Printed: 2015-07-05 13:08:25

**BILSPORT****Rally & Racing**
FOLKRACE • KARTING • RALLYCROSS • ÖVRIG BILSPORT**NOSTALGIA**
MAGAZINE**KLASSISKA BILAR****Teknikens
Värld**
ALLT OM BILEN

euro finans

**Svenskt Sportvagnsmeeting 2015****Sorted on Laps**


04 Clubman / RS

Ring Knutstorp 2,070 km

Race 2

2015-07-05 12:50

Race (12:00 and 1 Laps) started at 12:53:30



Pos	PIC	No.	Name	Class	Laps	Diff	Gap	Total Tm	Best Tm	Nat/State	Sponsor
Clubman											
1	1	53	Svein Langholm	Clubman	13			13:52.418	1:02.738	N	
2	2	72	Bjarne Mumm	Clubman	13	3.282	3.282	13:55.700	1:02.841	Sverige	
3	3	77	Hans Tullsten	Clubman	13	30.462	27.180	14:22.880	1:04.781	Sverige	
4	4	63	Lars Rosenblad	Clubman	12	1 Lap	1 Lap	13:29.632	1:04.973	Sweden	
5	5	55	Ronnie Hofberg	Clubman	11	2 Laps	1 Lap	11:53.937		Sverige	
6	6	71	Kristian Bladh	Clubman	11	2 Laps	1:40.718	13:34.655	1:11.135	SE	
RS											
1	1	3	Jonny Thomsen	RS	13			13:16.640	1:00.342	Sverige	
2	2	1	Thomas Stamreus	RS	13	0.661	0.661	13:17.301	1:00.456	SE	
3	3	10	Nicolai Aaberg Hansen	RS	13	1.670	1.009	13:18.310	1:00.499	Danmark	
4	4	4	Mats Hildingsson	RS	13	24.998	23.328	13:41.638	1:02.260	Sverige	
5	5	24	Anders Dahg	RS	13	28.768	3.770	13:45.408	1:02.281	Sverige	
6	6	12	Tobias Wijk	RS	13	34.256	5.488	13:50.896	1:02.086	sweden	
7	7	22	Hans Hjelm	RS	12	1 Lap	1 Lap	13:37.336	1:06.021	Sverige	
8	8	46	Theodor Löfquist Bertland	RS	9	4 Laps	3 Laps	9:34.886	1:02.281	Sverige	

Tidtagning/Magnus Carlsson
 Tävlingsledare/Max Dymling
 Tävlingssekreterare/Mats Ek
 Jury ordförande/Mikael Karlstedt

Orbits

www.mylaps.com

Licensed to: Race Consulting Sweden AB

Printed: 2015-07-05 13:09:09

Svenskt Sportvagnsmeeting 2015

04 Clubman / RS

Ring Knutstorp 2,070 km

Race 2

2015-07-05 12:50

Race (12:00 and 1 Laps) started at 12:53:30

Lap	Lap Tm	Diff	Time of Day
(3) Jonny Thomsen			
1			12:54:35.459
2	1:01.830	+1.488	12:55:37.289
3	1:01.530	+1.188	12:56:38.819
4	1:01.056	+0.714	12:57:39.875
5	1:00.989	+0.647	12:58:40.864
6	1:00.961	+0.619	12:59:41.825
7	1:01.045	+0.703	13:00:42.870
8	1:00.776	+0.434	13:01:43.646
9	1:00.624	+0.282	13:02:44.270
10	1:00.342		13:03:44.612
11	1:01.354	+1.012	13:04:45.966
12	1:00.623	+0.281	13:05:46.589
13	1:00.724	+0.382	13:06:47.313

Lap	Lap Tm	Diff	Time of Day
(1) Thomas Stamreus			
1			12:54:36.292
2	1:01.553	+1.097	12:55:37.845
3	1:01.544	+1.088	12:56:39.389
4	1:01.197	+0.741	12:57:40.586
5	1:00.786	+0.330	12:58:41.372
6	1:00.776	+0.320	12:59:42.148
7	1:01.208	+0.752	13:00:43.356
8	1:00.864	+0.408	13:01:44.220
9	1:00.456		13:02:44.676
10	1:00.995	+0.539	13:03:45.671
11	1:01.026	+0.570	13:04:46.697
12	1:00.483	+0.027	13:05:47.180
13	1:00.794	+0.338	13:06:47.974

Lap	Lap Tm	Diff	Time of Day
(10) Nicolai Aaberg Hansen			
1			12:54:37.182
2	1:01.430	+0.931	12:55:38.612
3	1:01.384	+0.885	12:56:39.996
4	1:01.176	+0.677	12:57:41.172
5	1:00.917	+0.418	12:58:42.089
6	1:00.643	+0.144	12:59:42.732
7	1:01.538	+1.039	13:00:44.270
8	1:00.677	+0.178	13:01:44.947
9	1:00.499		13:02:45.446
10	1:00.810	+0.311	13:03:46.256
11	1:01.245	+0.746	13:04:47.501
12	1:00.932	+0.433	13:05:48.433
13	1:00.550	+0.051	13:06:48.983

Lap	Lap Tm	Diff	Time of Day
(4) Mats Hildingsson			
1			12:54:38.406
2	1:03.131	+0.871	12:55:41.537
3	1:02.595	+0.335	12:56:44.132
4	1:03.056	+0.796	12:57:47.188
5	1:02.655	+0.395	12:58:49.843
6	1:02.685	+0.425	12:59:52.528
7	1:02.847	+0.587	13:00:55.375
8	1:03.056	+0.796	13:01:58.431
9	1:02.718	+0.458	13:03:01.149
10	1:02.260		13:04:03.409
11	1:02.447	+0.187	13:05:05.856
12	1:02.947	+0.687	13:06:08.803
13	1:03.508	+1.248	13:07:12.311

Lap	Lap Tm	Diff	Time of Day
(24) Anders Dahg			
1			12:54:39.662
2	1:03.077	+0.796	12:55:42.739
3	1:02.931	+0.650	12:56:45.670
4	1:02.444	+0.163	12:57:48.114

Lap	Lap Tm	Diff	Time of Day
5	1:02.281		12:58:50.395
6	1:02.844	+0.563	12:59:53.239
7	1:02.538	+0.257	13:00:55.777
8	1:03.651	+1.370	13:01:59.428
9	1:02.290	+0.009	13:03:01.718
10	1:02.439	+0.158	13:04:04.157
11	1:02.620	+0.339	13:05:06.777
12	1:02.760	+0.479	13:06:09.537
13	1:06.544	+4.263	13:07:16.081

Lap	Lap Tm	Diff	Time of Day
(12) Tobias Wijk			
1			12:54:40.074
2	1:03.509	+1.423	12:55:43.583
3	1:02.946	+0.860	12:56:46.529
4	1:02.506	+0.420	12:57:49.035
5	1:02.086		12:58:51.121
6	1:02.890	+0.804	12:59:54.011
7	1:02.377	+0.291	13:00:56.388
8	1:03.331	+1.245	13:01:59.719
9	1:02.657	+0.571	13:03:02.376
10	1:03.986	+1.900	13:04:06.362
11	1:05.538	+3.452	13:05:11.900
12	1:04.815	+2.729	13:06:16.715
13	1:04.854	+2.768	13:07:21.569

Lap	Lap Tm	Diff	Time of Day
(53) Svein Langholm			
1			12:54:42.248
2	1:04.658	+1.920	12:55:46.906
3	1:03.244	+0.506	12:56:50.150
4	1:04.318	+1.580	12:57:54.468
5	1:03.062	+0.324	12:58:57.530
6	1:02.738		13:00:00.268
7	1:03.229	+0.491	13:01:03.497
8	1:03.022	+0.284	13:02:06.519
9	1:02.918	+0.180	13:03:09.437
10	1:03.338	+0.600	13:04:12.775
11	1:03.343	+0.605	13:05:16.118
12	1:03.011	+0.273	13:06:19.129
13	1:03.962	+1.224	13:07:23.091

Lap	Lap Tm	Diff	Time of Day
(72) Bjarne Mumm			
1			12:54:41.740
2	1:05.709	+2.868	12:55:47.449
3	1:04.455	+1.614	12:56:51.904
4	1:03.277	+0.436	12:57:55.181
5	1:03.407	+0.566	12:58:58.588
6	1:03.223	+0.382	13:00:01.811
7	1:03.150	+0.309	13:01:04.961
8	1:02.950	+0.109	13:02:07.911
9	1:04.760	+1.919	13:03:12.671
10	1:03.925	+1.084	13:04:16.596
11	1:02.841		13:05:19.437
12	1:03.407	+0.566	13:06:22.844
13	1:03.529	+0.688	13:07:26.373

Lap	Lap Tm	Diff	Time of Day
(77) Hans Tullsten			
1			12:54:44.943
2	1:05.653	+0.872	12:55:50.596
3	1:06.066	+1.285	12:56:56.662
4	1:05.241	+0.460	12:58:01.903
5	1:05.496	+0.715	12:59:07.399
6	1:05.152	+0.371	13:00:12.551
7	1:04.781		13:01:17.332
8	1:05.144	+0.363	13:02:22.476
9	1:05.426	+0.645	13:03:27.902
10	1:06.354	+1.573	13:04:34.256

Lap	Lap Tm	Diff	Time of Day
11	1:06.083	+1.302	13:05:40.339
12	1:06.687	+1.906	13:06:47.026
13	1:06.527	+1.746	13:07:53.553

Lap	Lap Tm	Diff	Time of Day
(63) Lars Rosenblad			
1			12:54:45.201
2	1:06.180	+1.207	12:55:51.381
3	1:05.795	+0.822	12:56:57.176
4	1:05.367	+0.394	12:58:02.543
5	1:05.148	+0.175	12:59:07.691
6	1:05.453	+0.480	13:00:13.144
7	1:05.174	+0.201	13:01:18.318
8	1:08.680	+3.707	13:02:26.998
9	1:12.588	+7.615	13:03:39.586
10	1:09.301	+4.328	13:04:48.887
11	1:04.973		13:05:53.860
12	1:06.445	+1.472	13:07:00.305

Lap	Lap Tm	Diff	Time of Day
(22) Hans Hjelm			
1			12:54:46.938
2	1:06.980	+0.959	12:55:53.918
3	1:06.415	+0.394	12:57:00.333
4	1:06.930	+0.909	12:58:07.263
5	1:07.184	+1.163	12:59:14.447
6	1:07.834	+1.813	13:00:22.281
7	1:07.820	+1.799	13:01:30.101
8	1:07.300	+1.279	13:02:37.401
9	1:09.817	+3.796	13:03:47.218
10	1:08.096	+2.075	13:04:55.314
11	1:06.674	+0.653	13:06:01.988
12	1:06.021		13:07:08.009

Lap	Lap Tm	Diff	Time of Day
(55) Ronnie Hofberg			
1			12:54:42.247
2	1:05.916	3:59:48.859	12:55:48.163
3	1:04.023	3:59:50.752	12:56:52.186
4	1:03.777	3:59:50.998	12:57:55.963
5	1:03.496	3:59:51.279	12:58:59.459
6	1:03.451	3:59:51.324	13:00:02.910
7	1:03.329	3:59:51.446	13:01:06.239
8	1:03.181	3:59:51.594	13:02:09.420
9	1:04.733	3:59:50.042	13:03:14.153
10	1:03.723	3:59:51.052	13:04:17.876
11	1:06.734	3:59:48.041	13:05:24.610

Lap	Lap Tm	Diff	Time of Day
(71) Kristian Bladh			
1			12:54:50.312
2	1:11.579	+0.444	12:56:01.891
3	1:12.613	+1.478	12:57:14.504
4	1:12.195	+1.060	12:58:26.699
5	1:11.135		12:59:37.834
6	1:12.230	+1.095	13:00:50.064
7	1:15.313	+4.178	13:02:05.377
8	1:15.378	+4.243	13:03:20.755
9	1:16.514	+5.379	13:04:37.269
10	1:14.791	+3.656	13:05:52.060
11	1:13.268	+2.133	13:07:05.328

Lap	Lap Tm	Diff	Time of Day
(46) Theodor Löfquist Bertland			
1			12:54:42.685
2	1:04.996	+2.715	12:55:47.681
3	1:02.906	+0.625	12:56:50.587
4	1:02.843	+0.562	12:57:53.430
5	1:02.390	+0.109	12:58:55.820
6	1:02.499	+0.218	12:59:58.319
7	1:02.358	+0.077	13:01:00.677

Tidtagning/Magnus Carlsson

Orbits

Tävlingsledare/Max Dymling

Tävlingssekreterare/Mats Ek

Jury ordförande/Mikael Karlstedt

www.mylaps.com

Licensed to: Race Consulting Sweden AB

Printed: 2015-07-05 13:09:39

Page 1/2

Svenskt Sportvagnsmeeting 2015

04 Clubman / RS

Ring Knutstorp 2,070 km

Race 2

2015-07-05 12:50

Race (12:00 and 1 Laps) started at 12:53:30

Lap	Lap Tm	Diff	Time of Day
8	1:02.281		13:02:02.958
9	1:02.601	+0.320	13:03:05.559

Lap	Lap Tm	Diff	Time of Day
-----	--------	------	-------------

Lap	Lap Tm	Diff	Time of Day
-----	--------	------	-------------

**BILSPORT****Rally & Racing**
FOLKRADE • KARTING • RALLYCROSS • ÖVRIG BILSPORT**NOSTALGIA**
MAGAZINE**KLASSISKA BILAR****Teknikens Värld**
ALLT OM BILEN

euro finans

**Svenskt Sportvagnsmeeting 2015****Sorted on Best Lap time**


12 Modsport I II

Ring Knutstorp 2,070 km

Kval

2015-07-04 09:12

Qualifying (12:00 Time) started at 12:50:28



Pos	PIC	No.	Name	Class	Best Tm	Diff	Best Speed	In Lap	Status	Sponsor
1	1	124	Andreas Boström	Modsport 1	1:01.423		121,323	2	Sweden	
2	2	30	Alexander Pfister	Modsport 1	1:02.816	1.393	118,632	2	SWE	
3	1	58	Hampus Rydman	Modsport 2	1:02.872	1.449	118,527	1	Sverige	
4	3	48	Mattias Andersson	Modsport 1	1:02.876	1.453	118,519	7	Sweden	
5	4	918	Robin Jonasson	Modsport 1	1:02.980	1.557	118,323	5	Sverige	
6	5	28	Carl-Henrik Strömnes	Modsport 1	1:03.116	1.693	118,068	9	Sverige	
7	6	11	Villy Zielinski	Modsport 1	1:03.244	1.821	117,829	2	Sverige	
8	2	47	Bo Johansson	Modsport 2	1:03.263	1.840	117,794	5	Sverige	
9	7	3	Jaan Tulli	Modsport 1	1:03.506	2.083	117,343	9	Sverige	
10	3	25	Peter Eriksson	Modsport 2	1:03.647	2.224	117,083	3	S	
11	8	4	Bengt Johansson	Modsport 1	1:03.902	2.479	116,616	4	sverige	
12	9	21	Per Norén	Modsport 1	1:04.302	2.879	115,891	10	Sweden	
13	4	45	Krister Andero	Modsport 2	1:04.359	2.936	115,788	4	Sverige	
14	5	67	Sten Jarl	Modsport 2	1:05.010	3.587	114,629	2	Sverige	
15	6	52	Henrik Pihl	Modsport 2	1:05.082	3.659	114,502	5	Sverige	
16	10	720	John Erik Öberg	Modsport 1	1:05.547	4.124	113,689	5	Sverige	
17	7	44	Leif Andersson	Modsport 2	1:05.583	4.160	113,627	3	Sverige	
18	11	14	Peter Gustafson	Modsport 1	1:05.685	4.262	113,451	2	Sverige	
19	12	7	Björn Davidsson	Modsport 1	1:05.835	4.412	113,192	3	Sweden	
20	8	161	Gert Severinsson	Modsport 2	1:07.021	5.598	111,189	3	Sweden	
21	9	95	Per Gustavsson	Modsport 2	1:07.637	6.214	110,176	3	Sverige	
22	10	23	Glenn Andersson	Modsport 2	1:11.645	10.222	104,013	6	sverige	
23	13	33	Kenneth Nilsson	Modsport 1			-	0	sverige	

Tidtagning/Magnus Carlsson
 Tävlingsledare/Max Dymling
 Tävlingssekreterare/Mats Ek
 Jury ordförande/Mikael Karlstedt

Orbits

www.mylaps.com

Licensed to: Race Consulting Sweden AB

Printed: 2015-07-04 13:04:19

Svenskt Sportvagnsmeeting 2015

12 Modsport I II

Ring Knutstorp 2,070 km

Kval

2015-07-04 09:12

Qualifying (12:00 Time) started at 12:50:28

Lap	Lap Tm	Diff	Time of Day
(124) Andreas Boström			
1	1:04.128	+2.705	12:53:24.446
2	1:01.423		12:54:25.869
3	1:01.744	+0.321	12:55:27.613
4	1:12.577	+11.154	12:56:40.190
5	1:05.992	+4.569	12:57:46.182
6	1:22.827	+21.404	12:59:09.009
7	4:10.574	+3:09.151	13:03:19.583

Lap	Lap Tm	Diff	Time of Day
(30) Alexander Pfister			
1	1:05.123	+2.307	12:53:22.738
2	1:02.816		12:54:25.554
3	1:03.293	+0.477	12:55:28.847
4	1:03.449	+0.633	12:56:32.296

Lap	Lap Tm	Diff	Time of Day
(58) Hampus Rydman			
1	1:02.872		12:54:18.276
2	1:03.108	+0.236	12:55:21.384

Lap	Lap Tm	Diff	Time of Day
(48) Mattias Andersson			
1	1:08.023	+5.147	12:54:22.243
2	1:03.654	+0.778	12:55:25.897
3	1:06.015	+3.139	12:56:31.912
4	1:03.733	+0.857	12:57:35.645
5	1:03.183	+0.307	12:58:38.828
6	1:07.313	+4.437	12:59:46.141
7	1:02.876		13:00:49.017
8	1:02.940	+0.064	13:01:51.957
9	1:20.186	+17.310	13:03:12.143

Lap	Lap Tm	Diff	Time of Day
(918) Robin Jonasson			
1	1:07.941	+4.961	12:53:25.134
2	1:03.539	+0.559	12:54:28.673
3	1:03.663	+0.683	12:55:32.336
4	1:03.859	+0.879	12:56:36.195
5	1:02.980		12:57:39.175
6	1:06.554	+3.574	12:58:45.729
7	1:03.378	+0.398	12:59:49.107
8	1:06.980	+4.000	13:00:56.087
9	1:05.488	+2.508	13:02:01.575
10	1:03.638	+0.658	13:03:05.213

Lap	Lap Tm	Diff	Time of Day
(28) Carl-Henrik Strömnes			
1	1:06.118	+3.002	12:53:34.763
2	1:05.800	+2.684	12:54:40.563
3	1:03.819	+0.703	12:55:44.382
4	1:03.255	+0.139	12:56:47.637
5	1:04.675	+1.559	12:57:52.312
6	1:11.945	+8.829	12:59:04.257
7	1:06.669	+3.553	13:00:10.926
8	1:05.497	+2.381	13:01:16.423
9	1:03.116		13:02:19.539
10	1:03.155	+0.039	13:03:22.694

Lap	Lap Tm	Diff	Time of Day
(11) Villy Zielinski			
1	1:04.818	+1.574	12:53:19.669
2	1:03.244		12:54:22.913
3	1:03.333	+0.089	12:55:26.246
4	1:04.611	+1.367	12:56:30.857
5	1:04.545	+1.301	12:57:35.402

Lap	Lap Tm	Diff	Time of Day
(47) Bo Johansson			
1	1:06.974	+3.711	12:53:48.114
2	1:05.567	+2.304	12:54:53.681
3	1:03.296	+0.033	12:55:56.977

Lap	Lap Tm	Diff	Time of Day
4	1:03.669	+0.406	12:57:00.646
5	1:03.263		12:58:03.909
6	1:04.882	+1.619	12:59:08.791
7	1:06.060	+2.797	13:00:14.851
8	1:07.099	+3.836	13:01:21.950
9	1:12.290	+9.027	13:02:34.240

Lap	Lap Tm	Diff	Time of Day
(3) Jaan Tulli			
1	1:05.553	+2.047	12:53:42.460
2	1:03.577	+0.071	12:54:46.037
3	1:03.945	+0.439	12:55:49.982
4	1:04.232	+0.726	12:56:54.214
5	1:05.842	+2.336	12:58:00.056
6	1:05.054	+1.548	12:59:05.110
7	1:04.579	+1.073	13:00:09.689
8	1:06.026	+2.520	13:01:15.715
9	1:03.506		13:02:19.221
10	1:21.149	+17.643	13:03:40.370

Lap	Lap Tm	Diff	Time of Day
(25) Peter Eriksson			
1	1:08.591	+4.944	12:53:26.989
2	1:04.146	+0.499	12:54:31.135
3	1:03.647		12:55:34.782
4	1:03.824	+0.177	12:56:38.606
5	1:09.900	+6.253	12:57:48.506

Lap	Lap Tm	Diff	Time of Day
(4) Bengt Johansson			
1	1:06.489	+2.587	12:53:30.099
2	1:04.253	+0.351	12:54:34.352
3	1:04.921	+1.019	12:55:39.273
4	1:03.902		12:56:43.175
5	1:04.598	+0.696	12:57:47.773

Lap	Lap Tm	Diff	Time of Day
(21) Per Norén			
1	1:05.656	+1.354	12:53:35.311
2	1:05.768	+1.466	12:54:41.079
3	1:06.504	+2.202	12:55:47.583
4	1:05.559	+1.257	12:56:53.142
5	1:07.264	+2.962	12:58:00.406
6	1:08.083	+3.781	12:59:08.489
7	1:05.526	+1.224	13:00:14.015
8	1:06.832	+2.530	13:01:20.847
9	1:05.308	+1.006	13:02:26.155
10	1:04.302		13:03:30.457

Lap	Lap Tm	Diff	Time of Day
(45) Krister Andero			
1	1:08.697	+4.338	12:53:28.904
2	1:05.240	+0.881	12:54:34.144
3	1:07.548	+3.189	12:55:41.692
4	1:04.359		12:56:46.051
5	1:08.396	+4.037	12:57:54.447
6	1:07.434	+3.075	12:59:01.881
7	1:07.161	+2.802	13:00:09.042
8	1:17.589	+13.230	13:01:26.631
9	1:11.504	+7.145	13:02:38.135

Lap	Lap Tm	Diff	Time of Day
(67) Sten Jarl			
1	1:05.042	+0.032	13:00:19.361
2	1:05.010		13:01:24.371
3	1:05.343	+0.333	13:02:29.714

Lap	Lap Tm	Diff	Time of Day
(52) Henrik Pihl			
1	1:07.547	+2.465	12:53:34.689
2	1:10.644	+5.562	12:54:45.333
3	1:08.112	+3.030	12:55:53.445
4	1:05.210	+0.128	12:56:58.655

Lap	Lap Tm	Diff	Time of Day
5	1:05.082		12:58:03.737
6	1:05.781	+0.699	12:59:09.518
7	1:07.044	+1.962	13:00:16.562
8	1:12.635	+7.553	13:01:29.197
9	1:07.211	+2.129	13:02:36.408

Lap	Lap Tm	Diff	Time of Day
(720) John Erik Öberg			
1	1:33.675	+28.128	12:52:25.289
2	1:08.224	+2.677	12:53:33.513
3	1:06.622	+1.075	12:54:40.135
4	1:07.057	+1.510	12:55:47.192
5	1:05.547		12:56:52.739
6	1:06.777	+1.230	12:57:59.516
7	1:08.135	+2.588	12:59:07.651
8	1:05.924	+0.377	13:00:13.575
9	1:06.902	+1.355	13:01:20.477
10	1:06.337	+0.790	13:02:26.814
11	1:07.072	+1.525	13:03:33.886

Lap	Lap Tm	Diff	Time of Day
(44) Leif Andersson			
1	1:08.177	+2.594	12:53:27.803
2	1:05.803	+0.220	12:54:33.606
3	1:05.583		12:55:39.189
4	1:05.993	+0.410	12:56:45.182
5	1:05.857	+0.274	12:57:51.039
6	1:07.957	+2.374	12:58:58.996
7	1:26.551	+20.968	13:00:25.547
8	1:15.500	+9.917	13:01:41.047
9	1:08.700	+3.117	13:02:49.747

Lap	Lap Tm	Diff	Time of Day
(14) Peter Gustafson			
1	1:09.156	+3.471	12:53:47.799
2	1:05.685		12:54:53.484
3	1:06.154	+0.469	12:55:59.638
4	1:06.196	+0.511	12:57:05.834
5	1:06.601	+0.916	12:58:12.435
6	1:21.925	+16.240	12:59:34.360

Lap	Lap Tm	Diff	Time of Day
(7) Björn Davidsson			
1	1:06.826	+0.991	12:53:37.731
2	1:06.048	+0.213	12:54:43.779
3	1:05.835		12:55:49.614
4	1:06.258	+0.423	12:56:55.872
5	1:16.149	+10.314	12:58:12.021

Lap	Lap Tm	Diff	Time of Day
(161) Gert Severinsson			
1	1:10.422	+3.401	12:53:47.504
2	1:09.284	+2.263	12:54:56.788
3	1:07.021		12:56:03.809
4	1:07.127	+0.106	12:57:10.936
5	1:09.016	+1.995	12:58:19.952
6	1:07.738	+0.717	12:59:27.690
7	1:07.799	+0.778	13:00:35.489
8	1:07.674	+0.653	13:01:43.163
9	1:07.690	+0.669	13:02:50.853

Lap	Lap Tm	Diff	Time of Day
(95) Per Gustavsson			
1	1:37.340	+29.703	12:52:56.709
2	1:08.550	+0.913	12:54:05.259
3	1:07.637		12:55:12.896
4	1:08.109	+0.472	12:56:21.005
5	1:08.393	+0.756	12:57:29.398
6	1:08.379	+0.742	12:58:37.777
7	1:08.440	+0.803	12:59:46.217
8	1:08.895	+1.258	13:00:55.112
9	1:09.598	+1.961	13:02:04.710

Tidtagning/Magnus Carlsson

Orbits

Tävlingsledare/Max Dymling

Tävlingssekreterare/Mats Ek

Jury ordförande/Mikael Karlstedt

www.mylaps.com

Licensed to: Race Consulting Sweden AB

Printed: 2015-07-04 13:05:03

Page 1/2

Svenskt Sportvagnsmeeting 2015

12 Modsport I II

Ring Knutstorp 2,070 km

Kval

2015-07-04 09:12

Qualifying (12:00 Time) started at 12:50:28

Lap	Lap Tm	Diff	Time of Day
10	1:09.824	+2.187	13:03:14.534

(23) Glenn Andersson

Lap	Lap Tm	Diff	Time of Day
1	1:13.358	+1.713	12:54:06.579
2	1:11.807	+0.162	12:55:18.386
3	1:11.916	+0.271	12:56:30.302
4	1:12.999	+1.354	12:57:43.301
5	1:12.399	+0.754	12:58:55.700
6	1:11.645		13:00:07.345
7	1:13.126	+1.481	13:01:20.471

(33) Kenneth Nilsson

p1	1:25.423	3:59:29.352	12:54:07.455
----	----------	-------------	--------------

Lap	Lap Tm	Diff	Time of Day
-----	--------	------	-------------

Lap	Lap Tm	Diff	Time of Day
-----	--------	------	-------------

Svenskt Sportvagnsmeeting 2015

12 Modsport I II

Ring Knutstorp 2,070 km

Race 1

2015-07-05 09:44

Race (11:00 and 1 Laps)

POLE POSITION

1	1 124 Andreas Boström 1:01.423	2 30 Alexander Pfister 1:02.816
2	3 58 Hampus Rydman 1:02.872	4 48 Mattias Andersson 1:02.876
3	5 918 Robin Jonasson 1:02.980	6 28 Carl-Henrik Strömnes 1:03.116
4	7 11 Villy Zielinski 1:03.244	8 47 Bo Johansson 1:03.263
5	9 3 Jaan Tolli 1:03.506	10 25 Peter Eriksson 1:03.647
6	11 4 Bengt Johansson 1:03.902	12 21 Per Norén 1:04.302
7	13 45 Krister Andero 1:04.359	14 67 Sten Jari 1:05.010
8	15 52 Henrik Pihl 1:05.082	16 720 John Erik Öberg 1:05.547
9	17 44 Leif Andersson 1:05.583	18 14 Peter Gustafson 1:05.685
10	19 7 Björn Davidsson 1:05.835	20 161 Gert Severinsson 1:07.021

Svenskt Sportvagnsmeeting 2015

12 Modsport I II

Ring Knutstorp 2,070 km

Race 1

2015-07-05 09:44

Race (11:00 and 1 Laps)

11

21

95 Per Gustavsson
1:07.637

22

23 Glenn Andersson
1:11.645

12

23

33 Kenneth Nilsson

**BILSPORT****Rally & Racing**
FOLKRACE • KARTING • RALLYCROSS • ÖVRIG BILSPORT**NOSTALGIA**
MAGAZINE**KLASSISKA BILAR****Teknikens
Värld**
ALLT OM BILEN

euro finans

**Svenskt Sportvagnsmeeting 2015****Sorted on Laps**


12 Modsport I II

Ring Knutstorp 2,070 km

Race 1

2015-07-05 09:44

Race (11:00 and 1 Laps) started at 9:45:05



Pos	PIC	No.	Name	Class	Laps	Diff	Gap	Total Tm	Best Tm	Nat/State	Sponsor
1	1	30	Alexander Pfister	Modsport 1	8			13:02.214	1:03.563	SWE	
2	2	48	Mattias Andersson	Modsport 1	8	0.258	0.258	13:02.472	1:03.291	Sweden	
3	3	28	Carl-Henrik Strömnes	Modsport 1	8	1.963	1.705	13:04.177	1:03.323	Sverige	
4	1	58	Hampus Rydman	Modsport 2	8	2.409	0.446	13:04.623	1:03.578	Sverige	
5	4	4	Bengt Johansson	Modsport 1	8	2.557	0.148	13:04.771	1:03.845	sverige	
6	2	25	Peter Eriksson	Modsport 2	8	3.024	0.467	13:05.238	1:04.292	S	
7	5	918	Robin Jonasson	Modsport 1	8	3.386	0.362	13:05.600	1:04.316	Sverige	
8	6	11	Villy Zielinski	Modsport 1	8	4.118	0.732	13:06.332	1:04.904	Sverige	
9	7	3	Jaan Tolli	Modsport 1	8	5.023	0.905	13:07.237	1:04.724	Sverige	
10	3	45	Krister Andero	Modsport 2	8	6.733	1.710	13:08.947	1:05.014	Sverige	
11	4	47	Bo Johansson	Modsport 2	8	8.354	1.621	13:10.568	1:04.154	Sverige	
12	8	21	Per Norén	Modsport 1	8	9.261	0.907	13:11.475	1:04.718	Sweden	
13	5	52	Henrik Pihl	Modsport 2	8	12.304	0.128	13:14.518	1:05.341	Sverige	
14	9	720	John Erik Öberg	Modsport 1	8	12.176	2.915	13:14.390	1:05.427	Sverige	
15	10	14	Peter Gustafson	Modsport 1	8	14.676	2.372	13:16.890	1:06.060	Sverige	
16	6	67	Sten Jarl	Modsport 2	8	15.724	1.048	13:17.938	1:05.960	Sverige	
17	7	44	Leif Andersson	Modsport 2	8	18.506	2.782	13:20.720	1:06.319	Sverige	
18	11	7	Björn Davidsson	Modsport 1	8	19.204	0.698	13:21.418	1:06.121	Sweden	
19	8	95	Per Gustavsson	Modsport 2	8	19.986	0.782	13:22.200	1:08.558	Sverige	
20	12	16	Lars Macklin	Modsport 1	8	24.207	4.221	13:26.421	1:08.081	Sverige	
21	9	161	Gert Severinsson	Modsport 2	8	26.446	2.239	13:28.660	1:08.855	Sweden	
22	10	23	Glenn Andersson	Modsport 2	8	27.362	0.916	13:29.576	1:11.713	sverige	

Not classified (75% = 6 Laps)

DNF	DNF	124	Andreas Boström	Modsport 1	4	DNF	4 Laps	4:17.937	1:03.326	Sweden	
DNF	DNF	33	Kenneth Nilsson	Modsport 1	2	DNF	2 Laps	2:27.467	1:06.047	sverige	

#720 nedflyttad en pos, omkörning på gulflagg

Tidtagning/Magnus Carlsson
Tävlingsledare/Max Dymling
Tävlingssekreterare/Mats Ek
Jury ordförande/Mikael Karlstedt

Orbits

www.mylaps.com

Licensed to: Race Consulting Sweden AB

Printed: 2015-07-05 10:12:24

**BILSPORT****Rally & Racing**
FOLKRADE • KARTING • RALLYCROSS • ÖVRIG BILSPORT**NOSTALGIA**
MAGAZINE**KLASSISKA BILAR****Teknikens Värld**
ALLT OM BILEN

euro finans

**Svenskt Sportvagnsmeeting 2015****Sorted on Laps**


12 Modsport I II

Ring Knutstorp 2,070 km

Race 1

2015-07-05 09:44

Race (11:00 and 1 Laps) started at 9:45:05



Pos	PIC	No.	Name	Class	Laps	Diff	Gap	Total Tm	Best Tm	Nat/State	Sponsor
Modsport 1											
1	1	30	Alexander Pfister	Modsport 1	8			13:02.214	1:03.563	SWE	
2	2	48	Mattias Andersson	Modsport 1	8	0.258	0.258	13:02.472	1:03.291	Sweden	
3	3	28	Carl-Henrik Strömnes	Modsport 1	8	1.963	1.705	13:04.177	1:03.323	Sverige	
4	4	4	Bengt Johansson	Modsport 1	8	2.557	0.594	13:04.771	1:03.845	sverige	
5	5	918	Robin Jonasson	Modsport 1	8	3.386	0.829	13:05.600	1:04.316	Sverige	
6	6	11	Villy Zielinski	Modsport 1	8	4.118	0.732	13:06.332	1:04.904	Sverige	
7	7	3	Jaan Tolli	Modsport 1	8	5.023	0.905	13:07.237	1:04.724	Sverige	
8	8	21	Per Norén	Modsport 1	8	9.261	4.238	13:11.475	1:04.718	Sweden	
9	9	720	John Erik Öberg	Modsport 1	8	12.176	2.915	13:14.390	1:05.427	Sverige	
10	10	14	Peter Gustafson	Modsport 1	8	14.676	2.500	13:16.890	1:06.060	Sverige	
11	11	7	Björn Davidsson	Modsport 1	8	19.204	4.528	13:21.418	1:06.121	Sweden	
12	12	16	Lars Macklin	Modsport 1	8	24.207	5.003	13:26.421	1:08.081	Sverige	

Not classified (75% = 6 Laps)

DNF	DNF	124	Andreas Boström	Modsport 1	4	DNF	4 Laps	4:17.937	1:03.326	Sweden	
DNF	DNF	33	Kenneth Nilsson	Modsport 1	2	DNF	2 Laps	2:27.467	1:06.047	sverige	

#720 nedflyttad en pos, omkörning på gulflagg

Modsport 2

1	1	58	Hampus Rydman	Modsport 2	8			13:04.623	1:03.578	Sverige	
2	2	25	Peter Eriksson	Modsport 2	8	0.615	0.615	13:05.238	1:04.292	S	
3	3	45	Krister Andero	Modsport 2	8	4.324	3.709	13:08.947	1:05.014	Sverige	
4	4	47	Bo Johansson	Modsport 2	8	5.945	1.621	13:10.568	1:04.154	Sverige	
5	5	52	Henrik Pihl	Modsport 2	8	9.895	3.950	13:14.518	1:05.341	Sverige	
6	6	67	Sten Jarl	Modsport 2	8	13.315	3.420	13:17.938	1:05.960	Sverige	
7	7	44	Leif Andersson	Modsport 2	8	16.097	2.782	13:20.720	1:06.319	Sverige	
8	8	95	Per Gustavsson	Modsport 2	8	17.577	1.480	13:22.200	1:08.558	Sverige	
9	9	161	Gert Severinsson	Modsport 2	8	24.037	6.460	13:28.660	1:08.855	Sweden	
10	10	23	Glenn Andersson	Modsport 2	8	24.953	0.916	13:29.576	1:11.713	sverige	

Tidtagning/Magnus Carlsson

Tävlingsledare/Max Dymling

Tävlingssekreterare/Mats Ek

Jury ordförande/Mikael Karlstedt

Printed: 2015-07-05 10:17:39

Orbits

www.mylaps.com

Licensed to: Race Consulting Sweden AB

Svenskt Sportvagnsmeeting 2015

12 Modsport I II

Ring Knutstorp 2,070 km

Race 1

2015-07-05 09:44

Race (11:00 and 1 Laps) started at 9:45:05

Lap	Lap Tm	Diff	Time of Day
-----	--------	------	-------------

(30) Alexander Pfister

1			9:46:15.345
2	1:03.563		9:47:18.908
3	1:03.611	+0.048	9:48:22.519
4	1:42.572	+39.009	9:50:05.091
5	1:57.382	+53.819	9:52:02.473
6	2:01.259	+57.696	9:54:03.732
7	2:07.363	+1:03.800	9:56:11.095
8	1:57.074	+53.511	9:58:08.169

(48) Mattias Andersson

1			9:46:16.236
2	1:03.291		9:47:19.527
3	1:03.740	+0.449	9:48:23.267
4	1:42.815	+39.524	9:50:06.082
5	1:57.301	+54.010	9:52:03.383
6	2:01.108	+57.817	9:54:04.491
7	2:08.134	+1:04.843	9:56:12.625
8	1:55.802	+52.511	9:58:08.427

(28) Carl-Henrik Strömnes

1			9:46:18.248
2	1:03.450	+0.127	9:47:21.698
3	1:03.323		9:48:25.021
4	1:42.182	+38.859	9:50:07.203
5	1:57.376	+54.053	9:52:04.579
6	2:00.727	+57.404	9:54:05.306
7	2:08.858	+1:05.535	9:56:14.164
8	1:55.968	+52.645	9:58:10.132

(58) Hampus Rydman

1			9:46:18.740
2	1:03.613	+0.035	9:47:22.353
3	1:03.578		9:48:25.931
4	1:41.997	+38.419	9:50:07.928
5	1:57.343	+53.765	9:52:05.271
6	2:00.737	+57.159	9:54:06.008
7	2:08.862	+1:05.284	9:56:14.870
8	1:55.708	+52.130	9:58:10.578

(4) Bengt Johansson

1			9:46:20.755
2	1:03.845		9:47:24.600
3	1:04.007	+0.162	9:48:28.607
4	1:40.211	+36.366	9:50:08.818
5	1:57.737	+53.892	9:52:06.555
6	2:00.392	+56.547	9:54:06.947
7	2:09.054	+1:05.209	9:56:16.001
8	1:54.725	+50.880	9:58:10.726

(25) Peter Eriksson

1			9:46:20.335
2	1:05.549	+1.257	9:47:25.884
3	1:04.292		9:48:30.176
4	1:39.596	+35.304	9:50:09.772
5	1:58.006	+53.714	9:52:07.778
6	2:00.725	+56.433	9:54:08.503
7	2:08.655	+1:04.363	9:56:17.158
8	1:54.035	+49.743	9:58:11.193

(918) Robin Jonasson

1			9:46:20.531
2	1:05.541	+1.225	9:47:26.072
3	1:04.316		9:48:30.388
4	1:39.824	+35.508	9:50:10.212

Lap	Lap Tm	Diff	Time of Day
-----	--------	------	-------------

5	1:58.066	+53.750	9:52:08.278
6	2:00.579	+56.263	9:54:08.857
7	2:08.935	+1:04.619	9:56:17.792
8	1:53.763	+49.447	9:58:11.555

(11) Villy Zielinski

1			9:46:21.466
2	1:04.904		9:47:26.370
3	1:04.912	+0.008	9:48:31.282
4	1:39.426	+34.522	9:50:10.708
5	1:58.421	+53.517	9:52:09.129
6	2:00.608	+55.704	9:54:09.737
7	2:08.705	+1:03.801	9:56:18.442
8	1:53.845	+48.941	9:58:12.287

(3) Jaan Tulli

1			9:46:21.841
2	1:05.299	+0.575	9:47:27.140
3	1:04.724		9:48:31.864
4	1:39.587	+34.863	9:50:11.451
5	1:58.490	+53.766	9:52:09.941
6	2:00.380	+55.656	9:54:10.321
7	2:09.152	+1:04.428	9:56:19.473
8	1:53.719	+48.995	9:58:13.192

(45) Krister Andero

1			9:46:22.858
2	1:05.014		9:47:27.872
3	1:05.116	+0.102	9:48:32.988
4	1:39.279	+34.265	9:50:12.267
5	1:58.658	+53.644	9:52:10.925
6	2:00.655	+55.641	9:54:11.580
7	2:09.453	+1:04.439	9:56:21.033
8	1:53.869	+48.855	9:58:14.902

(47) Bo Johansson

1			9:46:23.860
2	1:05.244	+1.090	9:47:29.104
3	1:04.154		9:48:33.258
4	1:39.768	+35.614	9:50:13.026
5	1:59.060	+54.906	9:52:12.086
6	2:00.338	+56.184	9:54:12.424
7	2:09.256	+1:05.102	9:56:21.680
8	1:54.843	+50.689	9:58:16.523

(21) Per Norén

1			9:46:23.721
2	1:04.718		9:47:28.439
3	1:05.339	+0.621	9:48:33.778
4	1:40.119	+35.401	9:50:13.897
5	1:58.931	+54.213	9:52:12.828
6	2:00.470	+55.752	9:54:13.298
7	2:09.375	+1:04.657	9:56:22.673
8	1:54.757	+50.039	9:58:17.430

(52) Henrik Pihl

1			9:46:23.427
2	1:05.889	+0.548	9:47:29.316
3	1:05.341		9:48:34.657
4	1:39.950	+34.609	9:50:14.607
5	1:58.825	+53.484	9:52:13.432
6	2:01.069	+55.728	9:54:14.501
7	2:10.005	+1:04.664	9:56:24.506
8	1:55.967	+50.626	9:58:20.473

(720) John Erik Öberg

Lap	Lap Tm	Diff	Time of Day
-----	--------	------	-------------

1			9:46:25.310
2	1:05.782	+0.355	9:47:31.092
3	1:05.427		9:48:36.519
4	1:39.183	+33.756	9:50:15.702
5	1:58.455	+53.028	9:52:14.157
6	2:01.480	+56.053	9:54:15.637
7	2:09.854	+1:04.427	9:56:25.491
8	1:54.854	+49.427	9:58:20.345

(14) Peter Gustafson

1			9:46:26.566
2	1:06.064	+0.004	9:47:32.630
3	1:06.060		9:48:38.690
4	1:38.263	+32.203	9:50:16.953
5	1:58.459	+52.399	9:52:15.412
6	2:00.983	+54.923	9:54:16.395
7	2:10.613	+1:04.553	9:56:27.008
8	1:55.837	+49.777	9:58:22.845

(67) Sten Jarl

1			9:46:26.184
2	1:07.224	+1.264	9:47:33.408
3	1:05.960		9:48:39.368
4	1:38.472	+32.512	9:50:17.840
5	1:58.697	+52.737	9:52:16.537
6	2:01.119	+55.159	9:54:17.656
7	2:10.438	+1:04.478	9:56:28.094
8	1:55.799	+49.839	9:58:23.893

(44) Leif Andersson

1			9:46:27.273
2	1:06.681	+0.362	9:47:33.954
3	1:06.319		9:48:40.273
4	1:38.358	+32.039	9:50:18.631
5	1:58.710	+52.391	9:52:17.341
6	2:01.195	+54.876	9:54:18.536
7	2:11.162	+1:04.843	9:56:29.698
8	1:56.977	+50.658	9:58:26.675

(7) Björn Davidsson

1			9:46:28.123
2	1:06.121		9:47:34.244
3	1:06.833	+0.712	9:48:41.077
4	1:39.479	+33.358	9:50:20.556
5	1:58.201	+52.080	9:52:18.757
6	2:01.261	+55.140	9:54:20.018
7	2:11.108	+1:04.987	9:56:31.126
8	1:56.247	+50.126	9:58:27.373

(95) Per Gustavsson

1			9:46:27.971
2	1:08.558		9:47:36.529
3	1:08.764	+0.206	9:48:45.293
4	1:36.470	+27.912	9:50:21.763
5	1:58.236	+49.678	9:52:19.999
6	2:00.829	+52.271	9:54:20.828
7	2:12.111	+1:03.553	9:56:32.939
8	1:55.216	+46.658	9:58:28.155

(16) Lars Macklin

1			9:46:29.221
2	1:08.081		9:47:37.302
3	1:08.447	+0.366	9:48:45.749
4	1:37.545	+29.464	9:50:23.294
5	1:58.640	+50.559	9:52:21.934
6	2:00.214	+52.133	9:54:22.148

Tidtagning/Magnus Carlsson

Orbits

Tävlingsledare/Max Dymling

Tävlingssekreterare/Mats Ek

Jury ordförande/Mikael Karlstedt

Printed: 2015-07-05 10:19:48

www.mylaps.com

Licensed to: Race Consulting Sweden AB

Page 1/2

Svenskt Sportvagnsmeeting 2015

12 Modsport I II

Ring Knutstorp 2,070 km

Race 1

2015-07-05 09:44

Race (11:00 and 1 Laps) started at 9:45:05

Lap	Lap Tm	Diff	Time of Day
7	2:12.426	+1:04.345	9:56:34.574
8	1:57.802	+49.721	9:58:32.376

(161) Gert Severinsson

Lap	Lap Tm	Diff	Time of Day
1			9:46:28.957
2	1:09.103	+0.248	9:47:38.060
3	1:08.855		9:48:46.915
4	1:38.019	+29.164	9:50:24.934
5	1:58.149	+49.294	9:52:23.083
6	2:01.017	+52.162	9:54:24.100
7	2:11.541	+1:02.686	9:56:35.641
8	1:58.974	+50.119	9:58:34.615

(23) Glenn Andersson

Lap	Lap Tm	Diff	Time of Day
1			9:46:33.024
2	1:11.713		9:47:44.737
3	1:14.031	+2.318	9:48:58.768
4	1:27.822	+16.109	9:50:26.590
5	1:57.961	+46.248	9:52:24.551
6	2:01.671	+49.958	9:54:26.222
7	2:12.115	+1:00.402	9:56:38.337
8	1:57.194	+45.481	9:58:35.531

(124) Andreas Boström

Lap	Lap Tm	Diff	Time of Day
1			9:46:14.468
2	1:03.326		9:47:17.794
3	1:09.519	+6.193	9:48:27.313
p4	56.579	-6.747	9:49:23.892

(33) Kenneth Nilsson

Lap	Lap Tm	Diff	Time of Day
1			9:46:27.375
2	1:06.047		9:47:33.422

Lap	Lap Tm	Diff	Time of Day
-----	--------	------	-------------

Lap	Lap Tm	Diff	Time of Day
-----	--------	------	-------------

Svenskt Sportvagnsmeeting 2015

12 Modsport I II

Race 2

Race (12:00 and 1 Laps)

Ring Knutstorp 2,070 km

2015-07-05 15:54

POLE POSITION

1	1 48 Mattias Andersson 1:03.291	2 28 Carl-Henrik Strömnes 1:03.323
2	3 124 Andreas Boström 1:03.326	4 30 Alexander Pfister 1:03.563
3	5 58 Hampus Rydman 1:03.578	6 4 Bengt Johansson 1:03.845
4	7 47 Bo Johansson 1:04.154	8 25 Peter Eriksson 1:04.292
5	9 918 Robin Jonasson 1:04.316	10 21 Per Norén 1:04.718
6	11 3 Jaan Tolli 1:04.724	12 11 Villy Zielinski 1:04.904
7	13 45 Krister Andero 1:05.014	14 720 John Erik Öberg 1:05.427
8	15 52 Henrik Pihl 1:05.341	16 67 Sten Jari 1:05.960
9	17 33 Kenneth Nilsson 1:06.047	18 14 Peter Gustafson 1:06.060
10	19 7 Björn Davidsson 1:06.121	20 44 Leif Andersson 1:06.319

Svenskt Sportvagnsmeeting 2015

12 Modsport I II

Ring Knutstorp 2,070 km

Race 2

2015-07-05 15:54

Race (12:00 and 1 Laps)

11

21

16 Lars Macklin
1:08.081

22

95 Per Gustavsson
1:08.558

12

23

161 Gert Severinsson
1:08.855

24

23 Glenn Andersson
1:11.713

**BILSPORT****Rally & Racing**
FOLKRACE • KARTING • RALLYCROSS • ÖVRIG BILSPORT**NOSTALGIA**
MAGAZINE**KLASSISKA BILAR****Teknikens
Värld**
ALLT OM BILEN

euro finans

**Svenskt Sportvagnsmeeting 2015****Sorted on Laps**


12 Modsport I II

Ring Knutstorp 2,070 km

Race 2

2015-07-05 15:54

Race (12:00 and 1 Laps) started at 15:55:53



Pos	PIC	No.	Name	Class	Laps	Diff	Gap	Total Tm	Best Tm	Nat/State	Sponsor
1	1	28	Carl-Henrik Strömnes	Modsport 1	13			13:55.532	1:02.976	Sverige	
2	2	124	Andreas Boström	Modsport 1	13	0.404	0.404	13:55.936	1:03.023	Sweden	
3	3	4	Bengt Johansson	Modsport 1	13	6.729	6.325	14:02.261	1:03.567	sverige	
4	4	3	Jaan Tulli	Modsport 1	13	17.528	10.799	14:13.060	1:03.257	Sverige	
5	1	58	Hampus Rydman	Modsport 2	13	21.270	3.742	14:16.802	1:03.569	Sverige	
6	5	48	Mattias Andersson	Modsport 1	13	27.308	6.038	14:22.840	1:02.962	Sweden	
7	2	25	Peter Eriksson	Modsport 2	13	31.198	3.890	14:26.730	1:05.067	S	
8	3	45	Krister Andero	Modsport 2	13	34.150	2.952	14:29.682	1:04.890	Sverige	
9	6	21	Per Norén	Modsport 1	13	43.076	8.926	14:38.608	1:04.683	Sweden	
10	7	14	Peter Gustafson	Modsport 1	13	46.452	3.376	14:41.984	1:05.788	Sverige	
11	4	52	Henrik Pihl	Modsport 2	13	47.214	0.762	14:42.746	1:05.435	Sverige	
12	5	67	Sten Jarl	Modsport 2	13	47.744	0.530	14:43.276	1:05.197	Sverige	
13	6	44	Leif Andersson	Modsport 2	13	48.358	0.614	14:43.890	1:05.908	Sverige	
14	7	161	Gert Severinsson	Modsport 2	12	1 Lap	1 Lap	13:57.093	1:07.604	Sweden	
15	8	95	Per Gustavsson	Modsport 2	12	1 Lap	1.264	13:58.357	1:07.940	Sverige	
16	9	23	Glenn Andersson	Modsport 2	12	1 Lap	28.747	14:27.104	1:10.001	sverige	
17	8	720	John Erik Öberg	Modsport 1	10	3 Laps	2 Laps	11:38.979	1:05.102	Sverige	
18	9	7	Björn Davidsson	Modsport 1	9	4 Laps	1 Lap	10:57.185	1:05.400	Sweden	
19	10	47	Bo Johansson	Modsport 2	9	4 Laps	3:36.970	14:34.155	1:06.676	Sverige	

Not classified (75% = 9 Laps)

DNF	DNF	918	Robin Jonasson	Modsport 1	8	DNF	1 Lap	9:16.224	1:03.702	Sverige	
DNS	DNS	30	Alexander Pfister	Modsport 1		DNS				SWE	
DNS	DNS	11	Villy Zielinski	Modsport 1		DNS				Sverige	
DNS	DNS	33	Kenneth Nilsson	Modsport 1		DNS				sverige	
DNS	DNS	16	Lars Macklin	Modsport 1		DNS				Sverige	

#21 & 918 +15sek tjuvstart

Tidtagning/Magnus Carlsson

Tävlingsledare/Max Dymling

Tävlingssekreterare/Mats Ek

Jury ordförande/Mikael Karlstedt

Printed: 2015-07-05 16:12:25

Orbits

www.mylaps.com

Licensed to: Race Consulting Sweden AB

**BILSPORT****Rally & Racing**
FOLKRACE • KARTING • RALLYCROSS • ÖVRIG BILSPORT**NOSTALGIA**
MAGAZINE**KLASSISKA BILAR****Teknikens Värld**
ALLT OM BILEN

euro finans

**Svenskt Sportvagnsmeeting 2015****Sorted on Laps**


12 Modsport I II

Ring Knutstorp 2,070 km

Race 2

2015-07-05 15:54

Race (12:00 and 1 Laps) started at 15:55:53



Pos	PIC	No.	Name	Class	Laps	Diff	Gap	Total Tm	Best Tm	Nat/State	Sponsor
Modsport 1											
1	1	28	Carl-Henrik Strömnes	Modsport 1	13			13:55.532	1:02.976	Sverige	
2	2	124	Andreas Boström	Modsport 1	13	0.404	0.404	13:55.936	1:03.023	Sweden	
3	3	4	Bengt Johansson	Modsport 1	13	6.729	6.325	14:02.261	1:03.567	sverige	
4	4	3	Jaan Tulli	Modsport 1	13	17.528	10.799	14:13.060	1:03.257	Sverige	
5	5	48	Mattias Andersson	Modsport 1	13	27.308	9.780	14:22.840	1:02.962	Sweden	
6	6	21	Per Norén	Modsport 1	13	43.076	15.768	14:38.608	1:04.683	Sweden	
7	7	14	Peter Gustafson	Modsport 1	13	46.452	3.376	14:41.984	1:05.788	Sverige	
8	8	720	John Erik Öberg	Modsport 1	10	3 Laps	3 Laps	11:38.979	1:05.102	Sverige	
9	9	7	Björn Davidsson	Modsport 1	9	4 Laps	1 Lap	10:57.185	1:05.400	Sweden	

Not classified (75% = 9 Laps)

DNF	DNF	918	Robin Jonasson	Modsport 1	8	DNF	1 Lap	9:16.224	1:03.702	Sverige	
DNS	DNS	30	Alexander Pfister	Modsport 1		DNS				SWE	
DNS	DNS	11	Villy Zielinski	Modsport 1		DNS				Sverige	
DNS	DNS	33	Kenneth Nilsson	Modsport 1		DNS				sverige	
DNS	DNS	16	Lars Macklin	Modsport 1		DNS				Sverige	

#21 & 918 +15 sek tjuvstart

Modsport 2

1	1	58	Hampus Rydman	Modsport 2	13			14:16.802	1:03.569	Sverige	
2	2	25	Peter Eriksson	Modsport 2	13	9.928	9.928	14:26.730	1:05.067	S	
3	3	45	Krister Andero	Modsport 2	13	12.880	2.952	14:29.682	1:04.890	Sverige	
4	4	52	Henrik Pihl	Modsport 2	13	25.944	13.064	14:42.746	1:05.435	Sverige	
5	5	67	Sten Jarl	Modsport 2	13	26.474	0.530	14:43.276	1:05.197	Sverige	
6	6	44	Leif Andersson	Modsport 2	13	27.088	0.614	14:43.890	1:05.908	Sverige	
7	7	161	Gert Severinsson	Modsport 2	12	1 Lap	1 Lap	13:57.093	1:07.604	Sweden	
8	8	95	Per Gustavsson	Modsport 2	12	1 Lap	1.264	13:58.357	1:07.940	Sverige	
9	9	23	Glenn Andersson	Modsport 2	12	1 Lap	28.747	14:27.104	1:10.001	sverige	
10	10	47	Bo Johansson	Modsport 2	9	4 Laps	3 Laps	14:34.155	1:06.676	Sverige	

Tidtagning/Magnus Carlsson

Tävlingsledare/Max Dymling

Tävlingssekreterare/Mats Ek

Jury ordförande/Mikael Karlstedt

Orbits

www.mylaps.com

Licensed to: Race Consulting Sweden AB

Printed: 2015-07-05 16:13:22

Svenskt Sportvagnsmeeting 2015

12 Modsport I II

Ring Knutstorp 2,070 km

Race 2

2015-07-05 15:54

Race (12:00 and 1 Laps) started at 15:55:53

Lap	Lap Tm	Diff	Time of Day	Lap	Lap Tm	Diff	Time of Day	Lap	Lap Tm	Diff	Time of Day
(918) Robin Jonasson											
1			15:57:10.718								
2	1:05.625	+1.923	15:58:16.343								
3	1:05.116	+1.414	15:59:21.459								
4	1:04.995	+1.293	16:00:26.454								
5	1:05.354	+1.652	16:01:31.808								
6	1:03.702		16:02:35.510								
7	1:04.578	+0.876	16:03:40.088								
p8	1:14.773	+11.071	16:04:54.861								

**BILSPORT****Rally & Racing**
FOLKRRIDE • KARTING • RALLYCROSS • ÖVRIG BILSPORT**NOSTALGIA**
MAGAZINE**KLASSISKA BILAR****Teknikens
Värld**
ALLT OM BILEN**euro finans****Svenskt Sportvagnsmeeting 2015****Sorted on Best Lap time**


10 Modsport III

Ring Knutstorp 2,070 km

Kval

2015-07-04 09:10

Qualifying (12:00 Time) started at 11:30:48



Pos	PIC	No.	Name	Class	Best Tm	Diff	Best Speed	In Lap	Status	Sponsor
1	1	12	Nicklas Johansson	Modsport 3	1:06.117		112,709	3	Sverige	
2	2	99	Niklas Mårtensson	Modsport 3	1:06.307	0.190	112,386	3	Sverige	
3	3	314	Fredrik Hedberg	Modsport 3	1:07.393	1.276	110,575	4	Sverige	
4	4	46	Roger Fredriksson	Modsport 3	1:07.525	1.408	110,359	3	Sweden	
5	5	74	Thomas Larsson	Modsport 3	1:08.429	2.312	108,901	8	SE	
6	6	73	Robert Gustafsson	Modsport 3	1:08.901	2.784	108,155	8	Sverige	
7	7	56	Anton Svensson	Modsport 3	1:09.219	3.102	107,658	2	Sverige	
8	8	9	Kalle Berggren	Modsport 3	1:09.406	3.289	107,368	9	Sverige	
9	9	62	Kent Heijel	Modsport 3	1:10.018	3.901	106,430	5	sverige	
10	10	49	Malin Eriksson	Modsport 3	1:10.456	4.339	105,768	8	Sverige	
11	11	98	Dennis Kullman	Modsport 3	1:11.285	5.168	104,538	7	SWE	
12	12	71	Olof/Per Wijk/Hydén	Modsport 3	1:11.746	5.629	103,866	7	Sverige	
13	13	81	Ulf Andersson	Modsport 3	1:11.782	5.665	103,814	5	Sweden	
14	14	77	Johan Hedström	Modsport 3	1:12.218	6.101	103,188	9	Sverige	
15	15	82	Lars Engvall	Modsport 3	1:12.322	6.205	103,039	8	Sverige	
16	16	8	Roger Joleby	Modsport 3	1:12.500	6.383	102,786	5	Sverige	
17	17	11	Ronny Olsson	Modsport 3	1:12.541	6.424	102,728	9	Sverige	
18	18	83	Bertil Thorsson	Modsport 3	1:13.309	7.192	101,652	4	Sverige	

Tidtagning/Magnus Carlsson
 Tävlingsledare/Max Dymling
 Tävlingssekreterare/Mats Ek
 Jury ordförande/Mikael Karlstedt

Orbits

www.mylaps.com

Licensed to: Race Consulting Sweden AB

Printed: 2015-07-04 11:46:18

Svenskt Sportvagnsmeeting 2015

10 Modsport III

Ring Knutstorp 2,070 km

Kval

2015-07-04 09:10

Qualifying (12:00 Time) started at 11:30:48

Lap	Lap Tm	Diff	Time of Day
(12) Nicklas Johansson			
1	1:07.527	+1.410	11:34:20.975
2	1:06.504	+0.387	11:35:27.479
3	1:06.117		11:36:33.596
4	1:07.078	+0.961	11:37:40.674
5	1:07.139	+1.022	11:38:47.813
6	1:35.857	+29.740	11:40:23.670
7	1:34.327	+28.210	11:41:57.997
8	1:08.350	+2.233	11:43:06.347

Lap	Lap Tm	Diff	Time of Day
(99) Niklas Mårtensson			
1	1:10.192	+3.885	11:33:24.663
2	1:06.694	+0.387	11:34:31.357
3	1:06.307		11:35:37.664
4	1:06.963	+0.656	11:36:44.627

Lap	Lap Tm	Diff	Time of Day
(314) Fredrik Hedberg			
1	1:08.316	+0.923	11:33:30.676
2	1:08.420	+1.027	11:34:39.096
3	1:07.996	+0.603	11:35:47.092
4	1:07.393		11:36:54.485
5	1:07.569	+0.176	11:38:02.054
6	1:07.871	+0.478	11:39:09.925
7	1:08.118	+0.725	11:40:18.043
8	1:09.861	+2.468	11:41:27.904
9	1:09.627	+2.234	11:42:37.531
10	1:08.742	+1.349	11:43:46.273

Lap	Lap Tm	Diff	Time of Day
(46) Roger Fredriksson			
1	1:09.398	+1.873	11:34:37.259
2	1:08.129	+0.604	11:35:45.388
3	1:07.525		11:36:52.913

Lap	Lap Tm	Diff	Time of Day
(74) Thomas Larsson			
1	1:10.511	+2.082	11:33:38.598
2	1:08.732	+0.303	11:34:47.330
3	1:09.045	+0.616	11:35:56.375
4	1:09.108	+0.679	11:37:05.483
5	1:09.167	+0.738	11:38:14.650
6	1:08.942	+0.513	11:39:23.592
7	1:08.985	+0.556	11:40:32.577
8	1:08.429		11:41:41.006
9	1:09.643	+1.214	11:42:50.649

Lap	Lap Tm	Diff	Time of Day
(73) Robert Gustafsson			
1	1:12.224	+3.323	11:34:09.779
2	1:11.315	+2.414	11:35:21.094
3	1:11.795	+2.894	11:36:32.889
4	1:10.839	+1.938	11:37:43.728
5	1:09.257	+0.356	11:38:52.985
6	1:10.260	+1.359	11:40:03.245
7	1:09.516	+0.615	11:41:12.761
8	1:08.901		11:42:21.662
9	1:15.433	+6.532	11:43:37.095

Lap	Lap Tm	Diff	Time of Day
(56) Anton Svensson			
1	1:09.648	+0.429	11:34:24.354
2	1:09.219		11:35:33.573
3	1:09.549	+0.330	11:36:43.122
4	1:09.738	+0.519	11:37:52.860
5	1:11.591	+2.372	11:39:04.451
6	1:10.884	+1.665	11:40:15.335

Lap	Lap Tm	Diff	Time of Day
(9) Kalle Berggren			
1	1:10.039	+0.633	11:34:01.123

Lap	Lap Tm	Diff	Time of Day
2	1:09.940	+0.534	11:35:11.063
3	1:10.611	+1.205	11:36:21.674
4	1:10.267	+0.861	11:37:31.941
5	1:09.946	+0.540	11:38:41.887
6	1:10.565	+1.159	11:39:52.452
7	1:10.161	+0.755	11:41:02.613
8	1:09.824	+0.418	11:42:12.437
9	1:09.406		11:43:21.843

Lap	Lap Tm	Diff	Time of Day
(62) Kent Heijel			
1	1:11.294	+1.276	11:34:45.095
2	1:10.906	+0.888	11:35:56.001
3	1:10.825	+0.807	11:37:06.826
4	1:10.359	+0.341	11:38:17.185
5	1:10.018		11:39:27.203
6	1:10.906	+0.888	11:40:38.109
7	1:11.223	+1.205	11:41:49.332
8	1:11.192	+1.174	11:43:00.524

Lap	Lap Tm	Diff	Time of Day
(49) Malin Eriksson			
1	1:12.267	+1.811	11:33:41.874
2	1:11.531	+1.075	11:34:53.405
3	1:11.859	+1.403	11:36:05.264
4	1:11.264	+0.808	11:37:16.528
5	1:11.842	+1.386	11:38:28.370
6	1:11.672	+1.216	11:39:40.042
7	1:10.888	+0.432	11:40:50.930
8	1:10.456		11:42:01.386
9	1:10.816	+0.360	11:43:12.202

Lap	Lap Tm	Diff	Time of Day
(98) Dennis Kullman			
1	1:12.737	+1.452	11:33:50.504
2	1:12.470	+1.185	11:35:02.974
3	1:12.112	+0.827	11:36:15.086
4	1:19.591	+8.306	11:37:34.677
5	1:11.878	+0.593	11:38:46.555
6	1:12.009	+0.724	11:39:58.564
7	1:11.285		11:41:09.849
8	1:11.395	+0.110	11:42:21.244
9	1:11.900	+0.615	11:43:33.144

Lap	Lap Tm	Diff	Time of Day
(71) Olof/Per Wijk/Hydén			
1	1:50.381	+38.635	11:33:29.557
2	1:14.278	+2.532	11:34:43.835
3	1:13.259	+1.513	11:35:57.094
4	1:12.303	+0.557	11:37:09.397
5	1:12.647	+0.901	11:38:22.044
6	1:12.221	+0.475	11:39:34.265
7	1:11.746		11:40:46.011
8	1:12.514	+0.768	11:41:58.525
9	1:11.812	+0.066	11:43:10.337

Lap	Lap Tm	Diff	Time of Day
(81) Ulf Andersson			
1	1:12.923	+1.141	11:33:48.265
2	1:15.133	+3.351	11:35:03.398
3	1:13.394	+1.612	11:36:16.792
4	1:12.673	+0.891	11:37:29.465
5	1:11.782		11:38:41.247

Lap	Lap Tm	Diff	Time of Day
(77) Johan Hedström			
1	1:13.550	+1.332	11:33:55.766
2	1:12.632	+0.414	11:35:08.398
3	1:14.942	+2.724	11:36:23.340
4	1:12.988	+0.770	11:37:36.328
5	1:12.610	+0.392	11:38:48.938
6	1:12.246	+0.028	11:40:01.184

Lap	Lap Tm	Diff	Time of Day
7	1:12.420	+0.202	11:41:13.604
8	1:12.561	+0.343	11:42:26.165
9	1:12.218		11:43:38.383

Lap	Lap Tm	Diff	Time of Day
(82) Lars Engvall			
1	1:38.944	+26.622	11:32:52.980
2	1:13.351	+1.029	11:34:06.331
3	1:12.827	+0.505	11:35:19.158
4	1:13.091	+0.769	11:36:32.249
5	1:15.035	+2.713	11:37:47.284
6	1:13.022	+0.700	11:39:00.306
7	1:13.839	+1.517	11:40:14.145
8	1:12.322		11:41:26.467
9	1:13.451	+1.129	11:42:39.918
10	1:13.511	+1.189	11:43:53.429

Lap	Lap Tm	Diff	Time of Day
(8) Roger Joleby			
1	1:14.806	+2.306	11:33:47.439
2	1:13.537	+1.037	11:35:00.976
3	1:13.434	+0.934	11:36:14.410
4	1:12.668	+0.168	11:37:27.078
5	1:12.500		11:38:39.578
6	1:12.785	+0.285	11:39:52.363
7	1:13.358	+0.858	11:41:05.721
8	1:13.382	+0.882	11:42:19.103
9	1:12.936	+0.436	11:43:32.039

Lap	Lap Tm	Diff	Time of Day
(11) Ronny Olsson			
1	1:13.429	+0.888	11:34:12.079
2	1:12.611	+0.070	11:35:24.690
3	1:13.178	+0.637	11:36:37.868
4	1:12.727	+0.186	11:37:50.595
5	1:13.116	+0.575	11:39:03.711
6	1:13.768	+1.227	11:40:17.479
7	1:13.256	+0.715	11:41:30.735
8	1:12.824	+0.283	11:42:43.559
9	1:12.541		11:43:56.100

Lap	Lap Tm	Diff	Time of Day
(83) Bertil Thorsson			
1	1:15.873	+2.564	11:33:56.761
2	1:14.194	+0.885	11:35:10.955
3	1:13.712	+0.403	11:36:24.667
4	1:13.309		11:37:37.976
5	1:13.886	+0.577	11:38:51.862
6	1:16.514	+3.205	11:40:08.376
7	1:14.132	+0.823	11:41:22.508

Tidtagning/Magnus Carlsson

Orbits

Tävlingsledare/Max Dymling

Tävlingssekreterare/Mats Ek

Jury ordförande/Mikael Karlstedt

www.mylaps.com

Licensed to: Race Consulting Sweden AB

Printed: 2015-07-04 11:45:22

Svenskt Sportvagnsmeeting 2015

10 Modsport III

Ring Knutstorp 2,070 km

Race 1

2015-07-05 09:00

Race (11:00 and 1 Laps)

POLE POSITION

1	1 12 Nicklas Johansson 1:06.117	2 99 Niklas Mårtensson 1:06.307
2	3 314 Fredrik Hedberg 1:07.393	4 46 Roger Fredriksson 1:07.525
3	5 74 Thomas Larsson 1:08.429	6 73 Robert Gustafsson 1:08.901
4	7 56 Anton Svensson 1:09.219	8 9 Kalle Berggren 1:09.406
5	9 62 Kent Heijel 1:10.018	10 49 Malin Eriksson 1:10.456
6	11 98 Dennis Kullman 1:11.285	12 71 Olof/Per Wijk/Hydén 1:11.746
7	13 81 Ulf Andersson 1:11.782	14 77 Johan Hedström 1:12.218
8	15 82 Lars Engvall 1:12.322	16 8 Roger Joleby 1:12.500
9	17 11 Ronny Olsson 1:12.541	18 83 Bertil Thorsson 1:13.309

**BILSPORT****Rally & Racing**
FOLKRACE • KARTING • RALLYCROSS • ÖVRIG BILSPORT**NOSTALGIA**
MAGAZINE**KLASSISKA BILAR****Teknikens Värld**
ALLT OM BILEN

euro finans



Svenskt Sportvagnsmeeting 2015

Sorted on Laps


10 Modsport III

Ring Knutstorp 2,070 km

Race

2015-07-05 09:01

Race (11:00 and 1 Laps) started at 9:03:18



Pos	PIC	No.	Name	Class	Laps	Diff	Gap	Total Tm	Best Tm	Nat/State	Sponsor
1	1	12	Nicklas Johansson	Modsport 3	10			12:21.718	1:05.985	Sverige	
2	2	46	Roger Fredriksson	Modsport 3	10	24.504	24.504	12:46.222	1:07.286	Sweden	
3	3	56	Anton Svensson	Modsport 3	10	32.153	7.649	12:53.871	1:08.691	Sverige	
4	4	9	Kalle Berggren	Modsport 3	10	32.319	0.166	12:54.037	1:09.074	Sverige	
5	5	73	Robert Gustafsson	Modsport 3	10	51.251	18.932	13:12.969	1:08.835	Sverige	
6	6	49	Malin Eriksson	Modsport 3	10	52.192	0.941	13:13.910	1:09.718	Sverige	
7	7	82	Lars Engvall	Modsport 3	10	1:09.184	16.992	13:30.902	1:10.515	Sverige	
8	8	62	Kent Heijel	Modsport 3	10	1:09.867	0.683	13:31.585	1:10.532	sverige	
9	9	81	Ulf Andersson	Modsport 3	10	1:10.139	0.272	13:31.857	1:11.625	Sweden	
10	10	98	Dennis Kullman	Modsport 3	10	1:10.864	0.725	13:32.582	1:11.396	SWE	
11	11	74	Thomas Larsson	Modsport 3	10	1:20.534	9.670	13:42.252	1:07.329	SE	
12	12	8	Roger Joleby	Modsport 3	10	1:28.212	7.678	13:49.930	1:11.861	Sverige	
13	13	99	Niklas Mårtensson	Modsport 3	9	1 Lap	1 Lap	11:13.242	1:06.556	Sverige	
14	14	11	Ronny Olsson	Modsport 3	9	1 Lap	1:10.299	12:23.541	1:11.789	Sverige	
15	15	71	Olof/Per Wijk/Hydén	Modsport 3	9	1 Lap	6.146	12:29.687	1:12.010	Sverige	
16	16	77	Johan Hedström	Modsport 3	9	1 Lap	6.263	12:35.950	1:11.606	Sverige	
17	17	83	Bertil Thorsson	Modsport 3	9	1 Lap	22.317	12:58.267	1:13.708	Sverige	

Not classified (75% = 7 Laps)

DNF DNF 314 Fredrik Hedberg Modsport 3 6 DNF 3 Laps 8:11.604 1:06.920 Sverige

#8 +15 sek tjuvstart

Tidtagning/Magnus Carlsson
Tävlingsledare/Max Dymling
Tävlingssekreterare/Mats Ek
Jury ordförande/Mikael Karlstedt

Orbits

www.mylaps.com

Licensed to: Race Consulting Sweden AB

Printed: 2015-07-05 09:19:25

Svenskt Sportvagnsmeeting 2015

10 Modsport III

Ring Knutstorp 2,070 km

Race

2015-07-05 09:01

Race (11:00 and 1 Laps) started at 9:03:18

Lap	Lap Tm	Diff	Time of Day
(12) Nicklas Johansson			
1	1:06.911	+0.926	9:05:38.448
2	1:06.718	+0.733	9:06:45.166
3	1:06.287	+0.302	9:07:51.453
4	1:05.985		9:08:57.438
5	1:06.614	+0.629	9:10:04.052
6	1:06.675	+0.690	9:11:10.727
7	1:06.946	+0.961	9:12:17.673
8	1:06.942	+0.957	9:13:24.615
9	1:06.154	+0.169	9:14:30.769
10	1:09.542	+3.557	9:15:40.311

Lap	Lap Tm	Diff	Time of Day
(46) Roger Fredriksson			
1	1:08.013	+0.727	9:05:41.623
2	1:07.783	+0.497	9:06:49.406
3	1:07.889	+0.603	9:07:57.295
4	1:07.286		9:09:04.581
5	1:07.767	+0.481	9:10:12.348
6	1:09.020	+1.734	9:11:21.368
7	1:09.317	+2.031	9:12:30.685
8	1:09.654	+2.368	9:13:40.339
9	1:09.433	+2.147	9:14:49.772
10	1:15.043	+7.757	9:16:04.815

Lap	Lap Tm	Diff	Time of Day
(56) Anton Svensson			
1	1:10.211	+1.520	9:05:49.519
2	1:09.042	+0.351	9:06:58.561
3	1:09.038	+0.347	9:08:07.599
4	1:09.431	+0.740	9:09:17.030
5	1:09.230	+0.539	9:10:26.260
6	1:08.978	+0.287	9:11:35.238
7	1:08.691		9:12:43.929
8	1:08.724	+0.033	9:13:52.653
9	1:08.840	+0.149	9:15:01.493
10	1:10.971	+2.280	9:16:12.464

Lap	Lap Tm	Diff	Time of Day
(9) Kalle Berggren			
1	1:09.583	+0.509	9:05:46.335
2	1:09.404	+0.330	9:06:55.739
3	1:09.197	+0.123	9:08:04.936
4	1:09.291	+0.217	9:09:14.227
5	1:09.858	+0.784	9:10:24.085
6	1:09.189	+0.115	9:11:33.274
7	1:09.262	+0.188	9:12:42.536
8	1:09.074		9:13:51.610
9	1:09.424	+0.350	9:15:01.034
10	1:11.596	+2.522	9:16:12.630

Lap	Lap Tm	Diff	Time of Day
(73) Robert Gustafsson			
1	1:13.019	+4.184	9:06:00.098
2	1:11.598	+2.763	9:07:11.696
3	1:12.062	+3.227	9:08:23.758
4	1:10.034	+1.199	9:09:33.792
5	1:10.188	+1.353	9:10:43.980
6	1:09.562	+0.727	9:11:53.542
7	1:09.939	+1.104	9:13:03.481
8	1:09.362	+0.527	9:14:12.843
9	1:08.835		9:15:21.678
10	1:09.884	+1.049	9:16:31.562

Lap	Lap Tm	Diff	Time of Day
(49) Malin Eriksson			
1	1:11.979	+2.261	9:05:54.322
2	1:10.550	+0.832	9:07:04.872
3	1:10.913	+1.195	9:08:15.785
4	1:09.718		9:09:25.503

Lap	Lap Tm	Diff	Time of Day
5	1:10.161	+0.443	9:10:35.664
6	1:11.844	+2.126	9:11:47.508
7	1:11.288	+1.570	9:12:58.796
8	1:11.287	+1.569	9:14:10.083
9	1:10.610	+0.892	9:15:20.693
10	1:11.810	+2.092	9:16:32.503

Lap	Lap Tm	Diff	Time of Day
(82) Lars Engvall			
1	1:13.935	+3.420	9:05:59.244
2	1:13.990	+3.475	9:07:13.234
3	1:12.995	+2.480	9:08:26.229
4	1:12.444	+1.929	9:09:38.673
5	1:11.969	+1.454	9:10:50.642
6	1:11.566	+1.051	9:12:02.208
7	1:10.808	+0.293	9:13:13.016
8	1:10.515		9:14:23.531
9	1:12.613	+2.098	9:15:36.144
10	1:13.351	+2.836	9:16:49.495

Lap	Lap Tm	Diff	Time of Day
(62) Kent Heijel			
1	1:11.732	+1.200	9:05:50.650
2	1:11.035	+0.503	9:07:01.685
3	1:10.532		9:08:12.217
4	1:10.881	+0.349	9:09:23.098
5	1:11.027	+0.495	9:10:34.125
6	1:26.172	+15.640	9:12:00.297
7	1:11.256	+0.724	9:13:11.553
8	1:11.911	+1.379	9:14:23.464
9	1:13.159	+2.627	9:15:36.623
10	1:13.555	+3.023	9:16:50.178

Lap	Lap Tm	Diff	Time of Day
(81) Ulf Andersson			
1	1:13.257	+1.632	9:05:57.307
2	1:13.444	+1.819	9:07:10.751
3	1:13.622	+1.997	9:08:24.373
4	1:13.005	+1.380	9:09:37.378
5	1:12.834	+1.209	9:10:50.212
6	1:12.868	+1.243	9:12:03.080
7	1:12.036	+0.411	9:13:15.116
8	1:11.928	+0.303	9:14:27.044
9	1:11.781	+0.156	9:15:38.825
10	1:11.625		9:16:50.450

Lap	Lap Tm	Diff	Time of Day
(98) Dennis Kullman			
1	1:14.305	+2.909	9:05:58.219
2	1:13.358	+1.962	9:07:11.577
3	1:13.895	+2.499	9:08:25.472
4	1:12.946	+1.550	9:09:38.418
5	1:13.250	+1.854	9:10:51.668
6	1:12.438	+1.042	9:12:04.106
7	1:12.042	+0.646	9:13:16.148
8	1:11.415	+0.019	9:14:27.563
9	1:12.216	+0.820	9:15:39.779
10	1:11.396		9:16:51.175

Lap	Lap Tm	Diff	Time of Day
(74) Thomas Larsson			
1	1:08.078	+0.749	9:05:43.667
2	1:07.899	+0.570	9:06:51.566
3	1:07.578	+0.249	9:07:59.144
4	1:07.329		9:09:06.473
5	1:07.903	+0.574	9:10:14.376
6	1:16.602	+9.273	9:11:30.978
7	1:22.452	+15.123	9:12:53.430
8	1:21.772	+14.443	9:14:15.202
9	1:19.853	+12.524	9:15:35.055
10	1:25.790	+18.461	9:17:00.845

Lap	Lap Tm	Diff	Time of Day
(8) Roger Joleby			
1	1:14.115	+2.254	9:05:56.750
2	1:13.701	+1.840	9:07:10.451
3	1:13.165	+1.304	9:08:23.616
4	1:13.355	+1.494	9:09:36.971
5	1:12.729	+0.868	9:10:49.700
6	1:12.541	+0.680	9:12:02.241
7	1:12.418	+0.557	9:13:14.659
8	1:11.861		9:14:26.520
9	1:13.768	+1.907	9:15:40.288
10	1:13.235	+1.374	9:16:53.523

Lap	Lap Tm	Diff	Time of Day
(99) Niklas Mårtensson			
1	1:06.985	+0.429	9:05:38.247
2	1:06.564	+0.008	9:06:44.811
3	1:06.556		9:07:51.367
4	1:07.218	+0.662	9:08:58.585
5	1:06.759	+0.203	9:10:05.344
6	1:06.686	+0.130	9:11:12.030
7	1:06.605	+0.049	9:12:18.635
8	1:06.624	+0.068	9:13:25.259
9	1:06.576	+0.020	9:14:31.835

Lap	Lap Tm	Diff	Time of Day
(11) Ronny Olsson			
1	1:14.402	+2.613	9:05:58.823
2	1:14.144	+2.355	9:07:12.967
3	1:13.897	+2.108	9:08:26.864
4	1:12.528	+0.739	9:09:39.392
5	1:12.840	+1.051	9:10:52.232
6	1:13.190	+1.401	9:12:05.422
7	1:11.899	+0.110	9:13:17.321
8	1:11.789		9:14:29.110
9	1:13.024	+1.235	9:15:42.134

Lap	Lap Tm	Diff	Time of Day
(71) Olof/Per Wijk/Hydén			
1	1:12.402	+0.392	9:05:54.122
2	1:12.778	+0.768	9:07:06.900
3	1:12.433	+0.423	9:08:19.333
4	1:12.528	+0.739	9:09:31.343
5	1:12.840	+1.051	9:10:43.722
6	1:13.190	+1.401	9:11:56.861
7	1:13.221	+1.211	9:13:10.082
8	1:13.232	+1.222	9:14:23.314
p9	1:24.966	+12.956	9:15:48.280

Lap	Lap Tm	Diff	Time of Day
(77) Johan Hedström			
1	1:15.548	+3.942	9:06:02.528
2	1:13.584	+1.978	9:07:16.112
3	1:12.093	+0.487	9:08:28.205
4	1:11.918	+0.312	9:09:40.123
5	1:14.960	+3.354	9:10:55.083
6	1:12.136	+0.530	9:12:07.219
7	1:11.750	+0.144	9:13:18.969
8	1:11.606		9:14:30.575
p9	1:23.968	+12.362	9:15:54.543

Lap	Lap Tm	Diff	Time of Day
(83) Bertil Thorsson			
1	1:15.947	+2.239	9:06:01.881
2	1:15.625	+1.917	9:07:17.506
3	1:13.756	+0.048	9:08:31.262
4	1:14.510	+0.802	9:09:45.772
5	1:13.708		9:10:59.480
6	1:14.507	+0.799	9:12:13.987
7	1:16.309	+2.601	9:13:30.296
8	1:14.605	+0.897	9:14:44.901

Tidtagning/Magnus Carlsson

Orbits

Tävlingsledare/Max Dymling

Tävlingssekreterare/Mats Ek

Jury ordförande/Mikael Karlstedt

Printed: 2015-07-05 09:21:05

www.mylaps.com

Licensed to: Race Consulting Sweden AB

Page 1/2

Svenskt Sportvagnsmeeting 2015

10 Modsport III

Ring Knutstorp 2,070 km

Race

2015-07-05 09:01

Race (11:00 and 1 Laps) started at 9:03:18

Lap	Lap Tm	Diff	Time of Day
9	1:31.959	+18.251	9:16:16.860

(314) Fredrik Hedberg

Lap	Lap Tm	Diff	Time of Day
1	1:07.781	+0.861	9:05:40.288
2	1:06.920		9:06:47.208
3	1:07.359	+0.439	9:07:54.567
4	1:07.519	+0.599	9:09:02.086
5	1:08.665	+1.745	9:10:10.751
p6	1:19.446	+12.526	9:11:30.197

Lap	Lap Tm	Diff	Time of Day
-----	--------	------	-------------

Lap	Lap Tm	Diff	Time of Day
-----	--------	------	-------------

Svenskt Sportvagnsmeeting 2015

10 Modsport III

Ring Knutstorp 2,070 km

Race 2

2015-07-05 15:08

Race (12:00 and 1 Laps)

POLE POSITION

1

1 12 Nicklas Johansson 1:05.985
--

2

99 Niklas Mårtensson 1:06.556

2

3 314 Fredrik Hedberg 1:06.920

4

46 Roger Fredriksson 1:07.286

3

5 74 Thomas Larsson 1:07.329

6

56 Anton Svensson 1:08.691

4

7 73 Robert Gustafsson 1:08.835
--

8

9 Kalle Berggren 1:09.074

5

9 49 Malin Eriksson 1:09.718

10

82 Lars Engvall 1:10.515

6

11 62 Kent Heijel 1:10.532

12

98 Dennis Kullman 1:11.396

7

13 77 Johan Hedström 1:11.606
--

14

81 Ulf Andersson 1:11.625

8

15 11 Ronny Olsson 1:11.789
--

16

8 Roger Joleby 1:11.861

9

17 71 Olof/Per Wijk/Hydén 1:12.010

18

83 Bertil Thorsson 1:13.708

**BILSPORT****Rally & Racing**
FOLKRACE • KARTING • RALLYCROSS • ÖVRIG BILSPORT**NOSTALGIA**
MAGAZINE**KLASSISKA BILAR****Teknikens Värld**
ALLT OM BILEN

euro finans



Svenskt Sportvagnsmeeting 2015

Sorted on Laps


10 Modsport III

Ring Knutstorp 2,070 km

Race 2

2015-07-05 15:08

Race (12:00 and 1 Laps) started at 15:12:42



Pos	PIC	No.	Name	Class	Laps	Diff	Gap	Total Tm	Best Tm	Nat/State	Sponsor
1	1	12	Nicklas Johansson	Modsport 3	12			13:41.384	1:07.444	Sverige	
2	2	314	Fredrik Hedberg	Modsport 3	12	5.179	5.179	13:46.563	1:08.209	Sverige	
3	3	46	Roger Fredriksson	Modsport 3	12	5.877	0.698	13:47.261	1:07.881	Sweden	
4	4	74	Thomas Larsson	Modsport 3	12	14.024	8.147	13:55.408	1:08.298	SE	
5	5	62	Christer Gellerstedt	Modsport 3	12	17.131	3.107	13:58.515	1:08.229	SWE	
6	6	56	Anton Svensson	Modsport 3	12	33.572	16.441	14:14.956	1:09.940	Sverige	
7	7	73	Robert Gustafsson	Modsport 3	12	34.066	0.494	14:15.450	1:09.963	Sverige	
8	8	49	Malin Eriksson	Modsport 3	12	34.205	0.139	14:15.589	1:09.850	Sverige	
9	9	82	Lars Engvall	Modsport 3	12	45.133	10.928	14:26.517	1:10.288	Sverige	
10	10	81	Ulf Andersson	Modsport 3	12	59.384	14.251	14:40.768	1:11.678	Sweden	
11	11	11	Ronny Olsson	Modsport 3	12	1:03.767	4.383	14:45.151	1:12.611	Sverige	
12	12	77	Johan Hedström	Modsport 3	12	1:10.223	6.456	14:51.607	1:11.834	Sverige	
13	13	8	Roger Joleby	Modsport 3	11	1 Lap	1 Lap	13:55.352	1:13.056	Sverige	

Not classified (75% = 9 Laps)

DNF	DNF	9	Kalle Berggren	Modsport 3	2	DNF	9 Laps	2:40.277		Sverige	
DNS	DNS	99	Niklas Mårtensson	Modsport 3		DNS				Sverige	
DNS	DNS	98	Dennis Kullman	Modsport 3		DNS				SWE	
DNS	DNS	71	Olof/Per Wijk/Hydén	Modsport 3		DNS				Sverige	
DNS	DNS	83	Bertil Thorsson	Modsport 3		DNS				Sverige	

Tidtagning/Magnus Carlsson

Tävlingsledare/Max Dymling

Tävlingssekreterare/Mats Ek

Jury ordförande/Mikael Karlstedt

Printed: 2015-07-05 15:27:51

Orbits

www.mylaps.com

Licensed to: Race Consulting Sweden AB

Svenskt Sportvagnsmeeting 2015

10 Modsport III

Ring Knutstorp 2,070 km

Race 2

2015-07-05 15:08

Race (12:00 and 1 Laps) started at 15:12:42

Lap	Lap Tm	Diff	Time of Day
(12) Nicklas Johansson			
1			15:13:53.878
2	1:07.628	+0.184	15:15:01.506
3	1:07.875	+0.431	15:16:09.381
4	1:07.444		15:17:16.825
5	1:07.548	+0.104	15:18:24.373
6	1:07.810	+0.366	15:19:32.183
7	1:07.767	+0.323	15:20:39.950
8	1:08.042	+0.598	15:21:47.992
9	1:08.031	+0.587	15:22:56.023
10	1:08.196	+0.752	15:24:04.219
11	1:08.525	+1.081	15:25:12.744
12	1:10.753	+3.309	15:26:23.497

Lap	Lap Tm	Diff	Time of Day
(314) Fredrik Hedberg			
1			15:13:55.623
2	1:08.339	+0.130	15:15:03.962
3	1:08.721	+0.512	15:16:12.683
4	1:08.433	+0.224	15:17:21.116
5	1:08.316	+0.107	15:18:29.432
6	1:08.365	+0.156	15:19:37.797
7	1:08.326	+0.117	15:20:46.123
8	1:08.525	+0.316	15:21:54.648
9	1:08.419	+0.210	15:23:03.067
10	1:08.663	+0.454	15:24:11.730
11	1:08.737	+0.528	15:25:20.467
12	1:08.209		15:26:28.676

Lap	Lap Tm	Diff	Time of Day
(46) Roger Fredriksson			
1			15:13:56.705
2	1:08.655	+0.774	15:15:05.360
3	1:08.610	+0.729	15:16:13.970
4	1:08.577	+0.696	15:17:22.547
5	1:08.272	+0.391	15:18:30.819
6	1:07.881		15:19:38.700
7	1:08.720	+0.839	15:20:47.420
8	1:08.890	+1.009	15:21:56.310
9	1:08.350	+0.469	15:23:04.660
10	1:07.992	+0.111	15:24:12.652
11	1:08.429	+0.548	15:25:21.081
12	1:08.293	+0.412	15:26:29.374

Lap	Lap Tm	Diff	Time of Day
(74) Thomas Larsson			
1			15:13:58.611
2	1:09.280	+0.982	15:15:07.891
3	1:09.192	+0.894	15:16:17.083
4	1:09.222	+0.924	15:17:26.305
5	1:09.338	+1.040	15:18:35.643
6	1:09.654	+1.356	15:19:45.297
7	1:08.736	+0.438	15:20:54.033
8	1:08.298		15:22:02.331
9	1:09.029	+0.731	15:23:11.360
10	1:08.676	+0.378	15:24:20.036
11	1:08.429	+0.131	15:25:28.465
12	1:09.056	+0.758	15:26:37.521

Lap	Lap Tm	Diff	Time of Day
(62) Christer Gellerstedt			
1			15:14:00.157
2	1:09.935	+1.706	15:15:10.092
3	1:08.997	+0.768	15:16:19.089
4	1:08.375	+0.146	15:17:27.464
5	1:08.442	+0.213	15:18:35.906
6	1:09.801	+1.572	15:19:45.707
7	1:08.810	+0.581	15:20:54.517
8	1:08.229		15:22:02.746

Lap	Lap Tm	Diff	Time of Day
9	1:09.283	+1.054	15:23:12.029
10	1:08.762	+0.533	15:24:20.791
11	1:08.839	+0.610	15:25:29.630
12	1:10.998	+2.769	15:26:40.628

Lap	Lap Tm	Diff	Time of Day
(56) Anton Svensson			
1			15:13:59.863
2	1:10.914	+0.974	15:15:10.777
3	1:10.645	+0.705	15:16:21.422
4	1:09.974	+0.034	15:17:31.396
5	1:10.113	+0.173	15:18:41.509
6	1:09.940		15:19:51.449
7	1:10.215	+0.275	15:21:01.664
8	1:10.082	+0.142	15:22:11.746
9	1:10.431	+0.491	15:23:22.177
10	1:10.617	+0.677	15:24:32.794
11	1:11.541	+1.601	15:25:44.335
12	1:12.734	+2.794	15:26:57.069

Lap	Lap Tm	Diff	Time of Day
(73) Robert Gustafsson			
1			15:13:59.167
2	1:11.888	+1.925	15:15:11.055
3	1:10.747	+0.784	15:16:21.802
4	1:10.363	+0.400	15:17:32.165
5	1:09.963		15:18:42.128
6	1:10.131	+0.168	15:19:52.259
7	1:11.056	+1.093	15:21:03.315
8	1:10.855	+0.892	15:22:14.170
9	1:10.730	+0.767	15:23:24.900
10	1:11.192	+1.229	15:24:36.092
11	1:10.817	+0.854	15:25:46.909
12	1:10.654	+0.691	15:26:57.563

Lap	Lap Tm	Diff	Time of Day
(49) Malin Eriksson			
1			15:14:01.376
2	1:11.125	+1.275	15:15:12.501
3	1:09.850		15:16:22.351
4	1:10.497	+0.647	15:17:32.848
5	1:10.550	+0.700	15:18:43.398
6	1:11.004	+1.154	15:19:54.402
7	1:11.129	+1.279	15:21:05.531
8	1:11.215	+1.365	15:22:16.746
9	1:10.639	+0.789	15:23:27.385
10	1:09.899	+0.049	15:24:37.284
11	1:10.270	+0.420	15:25:47.554
12	1:10.148	+0.298	15:26:57.702

Lap	Lap Tm	Diff	Time of Day
(82) Lars Engvall			
1			15:14:04.041
2	1:12.738	+2.450	15:15:16.779
3	1:12.345	+2.057	15:16:29.124
4	1:12.396	+2.108	15:17:41.520
5	1:10.930	+0.642	15:18:52.450
6	1:11.487	+1.199	15:20:03.937
7	1:11.005	+0.717	15:21:14.942
8	1:10.840	+0.552	15:22:25.782
9	1:10.613	+0.325	15:23:36.395
10	1:11.027	+0.739	15:24:47.422
11	1:10.288		15:25:57.710
12	1:10.920	+0.632	15:27:08.630

Lap	Lap Tm	Diff	Time of Day
(81) Ulf Andersson			
1			15:14:04.640
2	1:12.996	+1.318	15:15:17.636
3	1:12.604	+0.926	15:16:30.240
4	1:13.481	+1.803	15:17:43.721

Lap	Lap Tm	Diff	Time of Day
5	1:12.963	+1.285	15:18:56.684
6	1:12.541	+0.863	15:20:09.225
7	1:11.678		15:21:20.903
8	1:12.295	+0.617	15:22:33.198
9	1:12.348	+0.670	15:23:45.546
10	1:12.179	+0.501	15:24:57.725
11	1:12.074	+0.396	15:26:09.799
12	1:13.082	+1.404	15:27:22.881

Lap	Lap Tm	Diff	Time of Day
(11) Ronny Olsson			
1			15:14:03.430
2	1:12.865	+0.254	15:15:16.295
3	1:12.611		15:16:28.906
4	1:14.103	+1.492	15:17:43.009
5	1:12.966	+0.355	15:18:55.975
6	1:13.656	+1.045	15:20:09.631
7	1:13.097	+0.486	15:21:22.728
8	1:12.669	+0.058	15:22:35.397
9	1:12.655	+0.044	15:23:48.052
10	1:12.766	+0.155	15:25:00.818
11	1:13.090	+0.479	15:26:13.908
12	1:13.356	+0.745	15:27:27.264

Lap	Lap Tm	Diff	Time of Day
(77) Johan Hedström			
1			15:14:06.227
2	1:14.036	+2.202	15:15:20.263
3	1:13.533	+1.699	15:16:33.796
4	1:11.834		15:17:45.630
5	1:12.275	+0.441	15:18:57.905
6	1:12.450	+0.616	15:20:10.355
7	1:12.970	+1.136	15:21:23.325
8	1:12.672	+0.838	15:22:35.997
9	1:12.733	+0.899	15:23:48.730
10	1:13.062	+1.228	15:25:01.792
11	1:13.205	+1.371	15:26:14.997
12	1:18.723	+6.889	15:27:33.720

Lap	Lap Tm	Diff	Time of Day
(8) Roger Joleby			
1			15:14:05.997
2	1:13.999	+0.943	15:15:19.996
3	1:14.437	+1.381	15:16:34.433
4	1:13.269	+0.213	15:17:47.702
5	1:13.056		15:19:00.758
6	1:15.075	+2.019	15:20:15.833
7	1:14.905	+1.849	15:21:30.738
8	1:15.584	+2.528	15:22:46.322
9	1:16.561	+3.505	15:24:02.883
10	1:19.742	+6.686	15:25:22.625
11	1:14.840	+1.784	15:26:37.465

Lap	Lap Tm	Diff	Time of Day
(9) Kalle Berggren			
1			15:14:01.047
p2	1:21.343	3:59:33.432	15:15:22.390

Tidtagning/Magnus Carlsson

Orbits

Tävlingsledare/Max Dymling

Tävlingssekreterare/Mats Ek

Jury ordförande/Mikael Karlstedt

www.mylaps.com

Licensed to: Race Consulting Sweden AB

Printed: 2015-07-05 15:28:25

**BILSPORT****Rally & Racing**
FOLKRADE • KARTING • RALLYCROSS • ÖVRIG BILSPORT**NOSTALGIA**
MAGAZINE**KLASSISKA BILAR****Teknikens Värld**
ALLT OM BILEN

euro finans

**Svenskt Sportvagnsmeeting 2015****Sorted on Best Lap time**


08 Roadsport A B

Ring Knutstorp 2,070 km

Kval

2015-07-04 09:08

Qualifying (12:00 Time) started at 10:54:24



Pos	PIC	No.	Name	Class	Best Tm	Diff	Best Speed	In Lap	Status	Sponsor
1	1	40	Anders Edlund	Roadsport A	1:05.283		114,149	7	SVERIGE	
2	2	26	Henric Månsson	Roadsport A	1:05.357	0.074	114,020	5	Sverige	
3	3	15	Magnus Mårtenson	Roadsport A	1:05.500	0.217	113,771	10	Sweden	
4	4	7	Tommy Falck	Roadsport A	1:06.241	0.958	112,498	9	SE	
5	5	3	Kent Hellqvist	Roadsport A	1:06.558	1.275	111,962	3	Sverige	
6	6	39	Sebastian Wichers	Roadsport A	1:06.900	1.617	111,390	6	Sverige	
7	7	24	Kenneth Sundfors	Roadsport A	1:08.520	3.237	108,757	8	Sverige	
8	1	9	Hans Aulin	Roadsport B	1:08.684	3.401	108,497	4	Sverige	
9	2	71	Rikard Niva	Roadsport B	1:09.086	3.803	107,866	4	Sverige	
10	8	36	Ulf Sanden	Roadsport A	1:09.089	3.806	107,861	8	Sweden	
11	3	49	Anders Eriksson	Roadsport B	1:09.122	3.839	107,809	7	Sverige	
12	9	12	Torbjörn Isaksson	Roadsport A	1:09.326	4.043	107,492	3	Sverige	
13	4	56	Anton Svensson	Roadsport B	1:09.327	4.044	107,491	3	Sverige	
14	10	38	Lars Svensson	Roadsport A	1:09.375	4.092	107,416	3	Sverige	
15	11	14	Bengt Metz	Roadsport A	1:10.001	4.718	106,456	3	Sverige	
16	12	22	Rolf Andersson	Roadsport A	1:10.794	5.511	105,263	6	Sverige	
17	13	16	Lars Macklin	Roadsport A	1:10.808	5.525	105,242	2	Sverige	
18	5	55	Niklas Falk	Roadsport B	1:10.876	5.593	105,141	8	Sverige	
19	6	59	Max Lindblom	Roadsport B	1:12.068	6.785	103,402	6	Sverige	
20	14	11	Simon Olsson	Roadsport A	1:12.258	6.975	103,130	3	Sverige	
21	7	68	Alexander Mullaart	Roadsport B	1:12.569	7.286	102,688	3	Sverige	
22	15	8	Göran Strandlund	Roadsport A	1:13.875	8.592	100,873	3	Sverige	
23	8	67	Rolf Dawidzon	Roadsport B	1:14.448	9.165	100,097	5	Sverige	
24	9	74	Hans Nordström	Roadsport B	1:15.308	10.025	98,954	3	Sverige	
25	10	51	Sven-Åke Jarl	Roadsport B	1:21.242	15.959	91,726	4	Sverige	

Tidtagning/Magnus Carlsson

Tävlingsledare/Max Dymling

Tävlingssekreterare/Mats Ek

Jury ordförande/Mikael Karlstedt

Printed: 2015-07-04 11:10:48

Orbits

www.mylaps.com

Licensed to: Race Consulting Sweden AB

Svenskt Sportvagnsmeeting 2015

08 Roadsport A B

Ring Knutstorp 2,070 km

Kval

2015-07-04 09:08

Qualifying (12:00 Time) started at 10:54:24

Lap	Lap Tm	Diff	Time of Day
(40) Anders Edlund			
1			10:56:28.049
2	1:06.036	+0.753	10:57:34.085
3	1:15.096	+9.813	10:58:49.181
4	1:05.852	+0.569	10:59:55.033
5	1:05.303	+0.020	11:01:00.336
6	1:07.376	+2.093	11:02:07.712
7	1:05.283		11:03:12.995
8	1:06.435	+1.152	11:04:19.430
9	1:08.409	+3.126	11:05:27.839
10	1:05.904	+0.621	11:06:33.743

Lap	Lap Tm	Diff	Time of Day
(26) Henric Månsson			
1			10:54:26.271
2	1:32.654	+27.297	10:55:58.925
3	1:06.612	+1.255	10:57:05.537
4	1:06.706	+1.349	10:58:12.243
5	1:05.357		10:59:17.600
6	1:06.837	+1.480	11:00:24.437
7	1:07.424	+2.067	11:01:31.861
8	1:05.995	+0.638	11:02:37.856
9	1:05.528	+0.171	11:03:43.384
10	1:05.859	+0.502	11:04:49.243
11	1:05.725	+0.368	11:05:54.968
12	1:13.821	+8.464	11:07:08.789

Lap	Lap Tm	Diff	Time of Day
(15) Magnus Mårtensson			
1			10:55:53.575
2	1:06.631	+1.131	10:57:00.206
3	1:07.506	+2.006	10:58:07.712
4	1:05.747	+0.247	10:59:13.459
5	1:06.606	+1.106	11:00:20.065
6	1:05.696	+0.196	11:01:25.761
7	1:05.981	+0.481	11:02:31.742
8	1:08.993	+3.493	11:03:40.735
9	1:05.576	+0.076	11:04:46.311
10	1:05.500		11:05:51.811
11	1:16.332	+10.832	11:07:08.143

Lap	Lap Tm	Diff	Time of Day
(7) Tommy Falck			
1			10:56:52.331
2	1:12.401	+6.160	10:58:04.732
3	1:07.724	+1.483	10:59:12.456
4	1:07.471	+1.230	11:00:19.927
5	1:06.704	+0.463	11:01:26.631
6	1:11.405	+5.164	11:02:38.036
7	1:06.874	+0.633	11:03:44.910
8	1:06.518	+0.277	11:04:51.428
9	1:06.241		11:05:57.669
10	1:12.000	+5.759	11:07:09.669

Lap	Lap Tm	Diff	Time of Day
(3) Kent Hellqvist			
1			10:56:38.177
2	1:14.326	+7.768	10:57:52.503
3	1:06.558		10:58:59.061
4	1:07.349	+0.791	11:00:06.410
5	1:10.012	+3.454	11:01:16.422
6	1:09.831	+3.273	11:02:26.253
7	1:09.674	+3.116	11:03:35.927
8	1:06.771	+0.213	11:04:42.698
9	1:06.841	+0.283	11:05:49.539
10	1:19.312	+12.754	11:07:08.851

Lap	Lap Tm	Diff	Time of Day
(39) Sebastian Wichers			
1			10:56:35.525

Lap	Lap Tm	Diff	Time of Day
2	1:07.802	+0.902	10:57:43.327
3	1:07.337	+0.437	10:58:50.664
4	1:07.774	+0.874	10:59:58.438
5	1:07.069	+0.169	11:01:05.507
6	1:06.900		11:02:12.407
7	1:08.221	+1.321	11:03:20.628
8	1:07.565	+0.665	11:04:28.193

Lap	Lap Tm	Diff	Time of Day
(24) Kenneth Sundfors			
1			10:56:34.864
2	1:12.010	+3.490	10:57:46.874
3	1:09.531	+1.011	10:58:56.405
4	1:09.283	+0.763	11:00:05.688
5	1:10.392	+1.872	11:01:16.080
6	1:09.162	+0.642	11:02:25.242
7	1:08.729	+0.209	11:03:33.971
8	1:08.520		11:04:42.491
9	1:17.447	+8.927	11:05:59.938
10	1:15.464	+6.944	11:07:15.402

Lap	Lap Tm	Diff	Time of Day
(9) Hans Aulin			
1			10:57:20.510
2	1:09.308	+0.624	10:58:29.818
3	1:08.989	+0.305	10:59:38.807
4	1:08.684		11:00:47.491
5	1:09.884	+1.200	11:01:57.375
6	1:08.944	+0.260	11:03:06.319
7	1:10.273	+1.589	11:04:16.592
8	1:12.980	+4.296	11:05:29.572
9	1:10.451	+1.767	11:06:40.023

Lap	Lap Tm	Diff	Time of Day
(71) Rikard Niva			
1			10:56:03.185
2	1:10.485	+1.399	10:57:13.670
3	1:09.706	+0.620	10:58:23.376
4	1:09.086		10:59:32.462
5	1:10.151	+1.065	11:00:42.613
6	1:09.113	+0.027	11:01:51.726
7	1:09.861	+0.775	11:03:01.587
8	1:09.827	+0.741	11:04:11.414
9	1:09.403	+0.317	11:05:20.817
10	1:09.434	+0.348	11:06:30.251

Lap	Lap Tm	Diff	Time of Day
(36) Ulf Sanden			
1			10:56:46.738
2	1:11.076	+1.987	10:57:57.814
3	1:09.335	+0.246	10:59:07.149
4	1:10.745	+1.656	11:00:17.894
5	1:11.501	+2.412	11:01:29.395
6	1:10.484	+1.395	11:02:39.879
7	1:09.192	+0.103	11:03:49.071
8	1:09.089		11:04:58.160
9	1:09.197	+0.108	11:06:07.357

Lap	Lap Tm	Diff	Time of Day
(49) Anders Eriksson			
1			10:56:10.193
2	1:11.399	+2.277	10:57:21.592
3	1:10.796	+1.674	10:58:32.388
4	1:10.309	+1.187	10:59:42.697
5	1:09.787	+0.665	11:00:52.484
6	1:09.936	+0.814	11:02:02.420
7	1:09.122		11:03:11.542
8	1:11.127	+2.005	11:04:22.669
9	1:09.484	+0.362	11:05:32.153
10	1:10.925	+1.803	11:06:43.078

Lap	Lap Tm	Diff	Time of Day
(12) Torbjörn Isaksson			
1			10:56:35.420
2	1:12.612	+3.286	10:57:48.032
3	1:09.326		10:58:57.358
4	1:10.666	+1.340	11:00:08.024
5	1:09.722	+0.396	11:01:17.746
6	1:11.892	+2.566	11:02:29.638
7	4:15.870	+3:06.544	11:06:45.508

Lap	Lap Tm	Diff	Time of Day
(56) Anton Svensson			
1			10:56:10.800
2	1:15.611	+6.284	10:57:26.411
3	1:09.327		10:58:35.738
4	1:09.645	+0.318	10:59:45.383
5	1:09.496	+0.169	11:00:54.879
6	1:12.173	+2.846	11:02:07.052
7	1:10.214	+0.887	11:03:17.266
8	1:10.866	+1.539	11:04:28.132
9	1:10.369	+1.042	11:05:38.501
10	1:10.217	+0.890	11:06:48.718

Lap	Lap Tm	Diff	Time of Day
(38) Lars Svensson			
1			10:56:07.773
2	1:09.787	+0.412	10:57:17.560
3	1:09.375		10:58:26.935

Lap	Lap Tm	Diff	Time of Day
(14) Bengt Metz			
1			10:56:09.847
2	1:13.413	+3.412	10:57:23.260
3	1:10.001		10:58:33.261
4	1:11.200	+1.199	10:59:44.461
5	1:11.245	+1.244	11:00:55.706
6	1:15.217	+5.216	11:02:10.923
7	1:13.373	+3.372	11:03:24.296
8	1:11.731	+1.730	11:04:36.027
9	1:13.414	+3.413	11:05:49.441

Lap	Lap Tm	Diff	Time of Day
(22) Rolf Andersson			
1			10:56:35.034
2	1:23.610	+12.816	10:57:58.644
3	1:11.410	+0.616	10:59:10.054
4	1:12.559	+1.765	11:00:22.613
5	1:15.252	+4.458	11:01:37.865
6	1:10.794		11:02:48.659
7	1:10.938	+0.144	11:03:59.597
8	1:11.244	+0.450	11:05:10.841

Lap	Lap Tm	Diff	Time of Day
(16) Lars Macklin			
1			11:02:09.353
2	1:10.808		11:03:20.161
3	1:11.604	+0.796	11:04:31.765
4	1:12.139	+1.331	11:05:43.904

Lap	Lap Tm	Diff	Time of Day
(55) Niklas Falk			
1			10:56:51.850
2	1:11.935	+1.059	10:58:03.785
3	1:12.743	+1.867	10:59:16.528
4	1:12.655	+1.779	11:00:29.183
5	1:12.073	+1.197	11:01:41.256
6	1:11.245	+0.369	11:02:52.501
7	1:10.982	+0.106	11:04:03.483
8	1:10.876		11:05:14.359
9	1:11.433	+0.557	11:06:25.792

Lap	Lap Tm	Diff	Time of Day
(59) Max Lindblom			
1			11:00:35.955

Tidtagning/Magnus Carlsson

Orbits

Tävlingsledare/Max Dymling

Tävlingssekreterare/Mats Ek

Jury ordförande/Mikael Karlstedt

Printed: 2015-07-04 11:11:28

www.mylaps.com

Licensed to: Race Consulting Sweden AB

Page 1/2

Svenskt Sportvagnsmeeting 2015

08 Roadsport A B

Ring Knutstorp 2,070 km

Kval

2015-07-04 09:08

Qualifying (12:00 Time) started at 10:54:24

Lap	Lap Tm	Diff	Time of Day
2	1:13.509	+1.441	11:01:49.464
3	1:13.188	+1.120	11:03:02.652
4	1:12.723	+0.655	11:04:15.375
5	1:12.315	+0.247	11:05:27.690
6	1:12.068		11:06:39.758

(11) Simon Olsson

Lap	Lap Tm	Diff	Time of Day
1			10:56:58.289
2	1:16.926	+4.668	10:58:15.215
3	1:12.258		10:59:27.473
4	1:12.718	+0.460	11:00:40.191
5	1:12.328	+0.070	11:01:52.519
6	1:13.153	+0.895	11:03:05.672
7	1:12.428	+0.170	11:04:18.100
8	1:13.784	+1.526	11:05:31.884
9	1:14.604	+2.346	11:06:46.488

(68) Alexander Mullaart

Lap	Lap Tm	Diff	Time of Day
1			10:56:56.941
2	1:21.378	+8.809	10:58:18.319
3	1:12.569		10:59:30.888
4	1:13.878	+1.309	11:00:44.766
5	1:12.780	+0.211	11:01:57.546
6	1:13.099	+0.530	11:03:10.645
7	1:14.975	+2.406	11:04:25.620
8	1:12.986	+0.417	11:05:38.606
9	1:15.128	+2.559	11:06:53.734

(8) Göran Strandlund

Lap	Lap Tm	Diff	Time of Day
1			10:56:14.182
2	1:15.565	+1.690	10:57:29.747
3	1:13.875		10:58:43.622
4	1:14.649	+0.774	10:59:58.271
5	1:14.172	+0.297	11:01:12.443
6	1:15.239	+1.364	11:02:27.682
7	1:15.575	+1.700	11:03:43.257
8	1:15.755	+1.880	11:04:59.012
9	1:16.030	+2.155	11:06:15.042

(67) Rolf Dawidzon

Lap	Lap Tm	Diff	Time of Day
1			10:56:33.938
2	1:24.012	+9.564	10:57:57.950
3	1:14.455	+0.007	10:59:12.405
4	1:16.051	+1.603	11:00:28.456
5	1:14.448		11:01:42.904
6	1:16.525	+2.077	11:02:59.429
7	1:15.308	+0.860	11:04:14.737
8	1:16.205	+1.757	11:05:30.942

(74) Hans Nordström

Lap	Lap Tm	Diff	Time of Day
1			10:56:10.207
2	1:19.587	+4.279	10:57:29.794
3	1:15.308		10:58:45.102
4	1:15.993	+0.685	11:00:01.095
5	1:15.442	+0.134	11:01:16.537
6	1:15.729	+0.421	11:02:32.266
7	1:17.008	+1.700	11:03:49.274

(51) Sven-Åke Jarl

Lap	Lap Tm	Diff	Time of Day
1			10:56:09.463
2	1:25.396	+4.154	10:57:34.859
3	1:22.314	+1.072	10:58:57.173
4	1:21.242		11:00:18.415
5	1:22.539	+1.297	11:01:40.954
6	1:24.234	+2.992	11:03:05.188
7	1:23.653	+2.411	11:04:28.841

Lap	Lap Tm	Diff	Time of Day
8	1:23.272	+2.030	11:05:52.113
9	1:25.649	+4.407	11:07:17.762

Lap	Lap Tm	Diff	Time of Day
-----	--------	------	-------------

Tidtagning/Magnus Carlsson

Orbits

Tävlingsledare/Max Dymling

Tävlingssekreterare/Mats Ek

Jury ordförande/Mikael Karlstedt

www.mylaps.com

Licensed to: Race Consulting Sweden AB

Printed: 2015-07-04 11:11:28

Page 2/2

Svenskt Sportvagnsmeeting 2015

08 Roadsport A B

Ring Knutstorp 2,070 km

Race 1

2015-07-04 16:14

Race (11:00 and 1 Laps)

POLE POSITION

1	1 40 Anders Edlund 1:05.283	2 26 Henric Månsson 1:05.357
2	3 15 Magnus Mårtensson 1:05.500	4 7 Tommy Falck 1:06.241
3	5 3 Kent Hellqvist 1:06.558	6 39 Sebastian Wichers 1:06.900
4	7 24 Kenneth Sundfors 1:08.520	8 9 Hans Aulin 1:08.684
5	9 71 Rikard Niva 1:09.086	10 36 Ulf Sanden 1:09.089
6	11 49 Anders Eriksson 1:09.122	12 12 Torbjörn Isaksson 1:09.326
7	13 56 Anton Svensson 1:09.327	14 38 Lars Svensson 1:09.375
8	15 14 Bengt Metz 1:10.001	16 22 Rolf Andersson 1:10.794
9	17 16 Lars Macklin 1:10.808	18 55 Niklas Falk 1:10.876
10	19 59 Max Lindblom 1:12.068	20 11 Simon Olsson 1:12.258

Svenskt Sportvagnsmeeting 2015

08 Roadsport A B

Ring Knutstorp 2,070 km

Race 1

2015-07-04 16:14

Race (11:00 and 1 Laps)

11

21

68 Alexander Mullaart
1:12.569

22

8 Göran Strandlund
1:13.875

12

23

67 Rolf Dawidzon
1:14.448

24

74 Hans Nordström
1:15.308

13

25

51 Sven-Åke Jari
1:21.242

**BILSPORT****Rally & Racing**
FOLKRADE • KARTING • RALLYCROSS • ÖVRIG BILSPORT**NOSTALGIA**
MAGAZINE**KLASSISKA BILAR****Teknikens Värld**
ALLT OM BILEN

euro finans



Svenskt Sportvagnsmeeting 2015

Sorted on Laps


08 Roadsport A B

Ring Knutstorp 2,070 km

Race 1

2015-07-04 16:14

Race started at 16:12:41



Pos	PIC	No.	Name	Class	Laps	Diff	Gap	Total Tm	Best Tm	Nat/State	Sponsor
1	1	26	Henric Månsson	Roadsport A	11			12:11.270	1:05.530	Sverige	
2	2	15	Magnus Mårtenson	Roadsport A	11	3.880	3.880	12:15.150	1:05.873	Sweden	
3	3	3	Kent Hellqvist	Roadsport A	11	8.257	4.377	12:19.527	1:06.238	Sverige	
4	4	40	Anders Edlund	Roadsport A	11	10.573	2.316	12:21.843	1:05.446	SVERIGE	
5	5	7	Tommy Falck	Roadsport A	11	11.981	1.408	12:23.251	1:06.457	SE	
6	6	39	Sebastian Wichers	Roadsport A	11	17.512	5.531	12:28.782	1:06.961	Sverige	
7	7	24	Kenneth Sundfors	Roadsport A	11	39.644	22.132	12:50.914	1:09.113	Sverige	
8	1	9	Hans Aulin	Roadsport B	11	40.432	0.788	12:51.702	1:09.169	Sverige	
9	2	71	Rikard Niva	Roadsport B	11	44.378	3.946	12:55.648	1:09.517	Sverige	
10	8	16	Lars Macklin	Roadsport A	11	44.971	0.593	12:56.241	1:08.925	Sverige	
11	9	12	Fredrik Isaksson	Roadsport A	11	48.913	3.942	13:00.183	1:09.607	Sverige	
12	10	36	Ulf Sanden	Roadsport A	11	49.534	0.621	13:00.804	1:09.282	Sweden	
13	3	49	Anders Eriksson	Roadsport B	11	57.736	8.202	13:09.006	1:10.018	Sverige	
14	11	22	Rolf Andersson	Roadsport A	11	1:07.748	10.012	13:19.018	1:10.403	Sverige	
15	4	55	Niklas Falk	Roadsport B	10	1 Lap	1 Lap	12:12.770	1:11.521	Sverige	
16	5	59	Max Lindblom	Roadsport B	10	1 Lap	0.694	12:13.464	1:11.160	Sverige	
17	12	11	Simon Olsson	Roadsport A	10	1 Lap	4.369	12:17.833	1:11.671	Sverige	
18	6	68	Alexander Mullaart	Roadsport B	10	1 Lap	12.463	12:30.296	1:12.797	Sverige	
19	13	8	Göran Strandlund	Roadsport A	10	1 Lap	0.039	12:30.335	1:12.443	Sverige	
20	7	74	Hans Nordström	Roadsport B	10	1 Lap	17.724	12:48.059	1:14.090	Sverige	
21	8	67	Rolf Dawidzon	Roadsport B	9	2 Laps	1 Lap	11:39.506	1:12.988	Sverige	
22	9	51	Sven-Åke Jarl	Roadsport B	9	2 Laps	50.586	12:30.092	1:20.407	Sverige	
DNF	DNF	56	Anton Svensson	Roadsport B	7	DNF	2 Laps	12:21.552	1:10.964	Sverige	
DNF	DNF	38	Lars Svensson	Roadsport A	5	DNF	2 Laps	6:11.024	1:07.752	Sverige	
Not classified											
DNS	DNS	14	Bengt Metz	Roadsport A		DNS				Sverige	

Tidtagning/Magnus Carlsson
 Tävlingsledare/Max Dymling
 Tävlingssekreterare/Mats Ek
 Jury ordförande/Mikael Karlstedt

Orbits

www.mylaps.com

Licensed to: Race Consulting Sweden AB

Printed: 2015-07-04 16:38:01

**BILSPORT****Rally & Racing**
FOLKRADE • KARTING • RALLYCROSS • ÖVRIG BILSPORT**NOSTALGIA**
MAGAZINE**KLASSISKA BILAR****Teknikens Värld**
ALLT OM BILEN

euro finans

**Svenskt Sportvagnsmeeting 2015****Sorted on Laps**


08 Roadsport A B

Ring Knutstorp 2,070 km

Race 1

2015-07-04 16:14

Race started at 16:12:41



Pos	PIC	No.	Name	Class	Laps	Diff	Gap	Total Tm	Best Tm	Nat/State	Sponsor
Roadsport A											
1	1	26	Henric Månsson	Roadsport A	11			12:11.270	1:05.530	Sverige	
2	2	15	Magnus Mårtenson	Roadsport A	11	3.880	3.880	12:15.150	1:05.873	Sweden	
3	3	3	Kent Hellqvist	Roadsport A	11	8.257	4.377	12:19.527	1:06.238	Sverige	
4	4	40	Anders Edlund	Roadsport A	11	10.573	2.316	12:21.843	1:05.446	SVERIGE	
5	5	7	Tommy Falck	Roadsport A	11	11.981	1.408	12:23.251	1:06.457	SE	
6	6	39	Sebastian Wichers	Roadsport A	11	17.512	5.531	12:28.782	1:06.961	Sverige	
7	7	24	Kenneth Sundfors	Roadsport A	11	39.644	22.132	12:50.914	1:09.113	Sverige	
8	8	16	Lars Macklin	Roadsport A	11	44.971	5.327	12:56.241	1:08.925	Sverige	
9	9	12	Fredrik Isaksson	Roadsport A	11	48.913	3.942	13:00.183	1:09.607	Sverige	
10	10	36	Ulf Sanden	Roadsport A	11	49.534	0.621	13:00.804	1:09.282	Sweden	
11	11	22	Rolf Andersson	Roadsport A	11	1:07.748	18.214	13:19.018	1:10.403	Sverige	
12	12	11	Simon Olsson	Roadsport A	10	1 Lap	1 Lap	12:17.833	1:11.671	Sverige	
13	13	8	Göran Strandlund	Roadsport A	10	1 Lap	12.502	12:30.335	1:12.443	Sverige	
DNF	DNF	38	Lars Svensson	Roadsport A	5	DNF	5 Laps	6:11.024	1:07.752	Sverige	

Not classified

DNS	DNS	14	Bengt Metz	Roadsport A		DNS				Sverige	
-----	-----	----	------------	-------------	--	-----	--	--	--	---------	--

Roadsport B

1	1	9	Hans Aulin	Roadsport B	11			12:51.702	1:09.169	Sverige	
2	2	71	Rikard Niva	Roadsport B	11	3.946	3.946	12:55.648	1:09.517	Sverige	
3	3	49	Anders Eriksson	Roadsport B	11	17.304	13.358	13:09.006	1:10.018	Sverige	
4	4	55	Niklas Falk	Roadsport B	10	1 Lap	1 Lap	12:12.770	1:11.521	Sverige	
5	5	59	Max Lindblom	Roadsport B	10	1 Lap	0.694	12:13.464	1:11.160	Sverige	
6	6	68	Alexander Mullaart	Roadsport B	10	1 Lap	16.832	12:30.296	1:12.797	Sverige	
7	7	74	Hans Nordström	Roadsport B	10	1 Lap	17.763	12:48.059	1:14.090	Sverige	
8	8	67	Rolf Dawidzon	Roadsport B	9	2 Laps	1 Lap	11:39.506	1:12.988	Sverige	
9	9	51	Sven-Åke Jarl	Roadsport B	9	2 Laps	50.586	12:30.092	1:20.407	Sverige	
DNF	DNF	56	Anton Svensson	Roadsport B	7	DNF	2 Laps	12:21.552	1:10.964	Sverige	

Tidtagning/Magnus Carlsson

Tävlingsledare/Max Dymling

Tävlingssekreterare/Mats Ek

Jury ordförande/Mikael Karlstedt

Orbits

www.mylaps.com

Licensed to: Race Consulting Sweden AB

Printed: 2015-07-04 16:38:33

Svenskt Sportvagnsmeeting 2015

08 Roadsport A B

Ring Knutstorp 2,070 km

Race 1

2015-07-04 16:14

Race started at 16:12:41

Lap	Lap Tm	Diff	Time of Day
(26) Henric Månsson			
1			16:13:51.213
2	1:05.961	+0.431	16:14:57.174
3	1:05.935	+0.405	16:16:03.109
4	1:05.786	+0.256	16:17:08.895
5	1:05.974	+0.444	16:18:14.869
6	1:05.912	+0.382	16:19:20.781
7	1:05.530		16:20:26.311
8	1:06.108	+0.578	16:21:32.419
9	1:06.129	+0.599	16:22:38.548
10	1:06.379	+0.849	16:23:44.927
11	1:07.742	+2.212	16:24:52.669

Lap	Lap Tm	Diff	Time of Day
(15) Magnus Mårtensson			
1			16:13:52.506
2	1:06.242	+0.369	16:14:58.748
3	1:06.266	+0.393	16:16:05.014
4	1:06.447	+0.574	16:17:11.461
5	1:06.270	+0.397	16:18:17.731
6	1:05.873		16:19:23.604
7	1:06.165	+0.292	16:20:29.769
8	1:06.600	+0.727	16:21:36.369
9	1:06.174	+0.301	16:22:42.543
10	1:06.979	+1.106	16:23:49.522
11	1:07.027	+1.154	16:24:56.549

Lap	Lap Tm	Diff	Time of Day
(3) Kent Hellqvist			
1			16:13:52.696
2	1:06.960	+0.722	16:14:59.656
3	1:06.430	+0.192	16:16:06.086
4	1:06.401	+0.163	16:17:12.487
5	1:06.238		16:18:18.725
6	1:06.458	+0.220	16:19:25.183
7	1:07.169	+0.931	16:20:32.352
8	1:06.545	+0.307	16:21:38.897
9	1:06.993	+0.755	16:22:45.890
10	1:07.658	+1.420	16:23:53.548
11	1:07.378	+1.140	16:25:00.926

Lap	Lap Tm	Diff	Time of Day
(40) Anders Edlund			
1			16:14:01.654
2	1:07.295	+1.849	16:15:08.949
3	1:07.055	+1.609	16:16:16.004
4	1:05.626	+0.180	16:17:21.630
5	1:05.763	+0.317	16:18:27.393
6	1:05.446		16:19:32.839
7	1:05.662	+0.216	16:20:38.501
8	1:06.032	+0.586	16:21:44.533
9	1:05.460	+0.014	16:22:49.993
10	1:07.128	+1.682	16:23:57.121
11	1:06.121	+0.675	16:25:03.242

Lap	Lap Tm	Diff	Time of Day
(7) Tommy Falck			
1			16:13:53.214
2	1:07.005	+0.548	16:15:00.219
3	1:06.457		16:16:06.676
4	1:08.325	+1.868	16:17:15.001
5	1:07.005	+0.548	16:18:22.006
6	1:07.004	+0.547	16:19:29.010
7	1:06.737	+0.280	16:20:35.747
8	1:06.802	+0.345	16:21:42.549
9	1:06.958	+0.501	16:22:49.507
10	1:08.245	+1.788	16:23:57.752
11	1:06.898	+0.441	16:25:04.650

Lap	Lap Tm	Diff	Time of Day
(39) Sebastian Wichers			
1			16:13:54.097
2	1:08.395	+1.434	16:15:02.492
3	1:07.371	+0.410	16:16:09.863
4	1:07.370	+0.409	16:17:17.233
5	1:07.008	+0.047	16:18:24.241
6	1:07.157	+0.196	16:19:31.398
7	1:06.961		16:20:38.359
8	1:07.154	+0.193	16:21:45.513
9	1:07.212	+0.251	16:22:52.725
10	1:07.373	+0.412	16:24:00.098
11	1:10.083	+3.122	16:25:10.181

Lap	Lap Tm	Diff	Time of Day
(24) Kenneth Sundfors			
1			16:13:56.754
2	1:09.377	+0.264	16:15:06.131
3	1:09.788	+0.675	16:16:15.919
4	1:09.726	+0.613	16:17:25.645
5	1:09.669	+0.556	16:18:35.314
6	1:09.689	+0.576	16:19:45.003
7	1:10.035	+0.922	16:20:55.038
8	1:09.764	+0.651	16:22:04.802
9	1:09.279	+0.166	16:23:14.081
10	1:09.119	+0.006	16:24:23.200
11	1:09.113		16:25:32.313

Lap	Lap Tm	Diff	Time of Day
(9) Hans Aulin			
1			16:13:57.610
2	1:09.652	+0.483	16:15:07.262
3	1:10.005	+0.836	16:16:17.267
4	1:10.932	+1.763	16:17:28.199
5	1:09.374	+0.205	16:18:37.573
6	1:09.169		16:19:46.742
7	1:09.357	+0.188	16:20:56.099
8	1:09.363	+0.194	16:22:05.462
9	1:09.193	+0.024	16:23:14.655
10	1:09.239	+0.070	16:24:23.894
11	1:09.207	+0.038	16:25:33.101

Lap	Lap Tm	Diff	Time of Day
(71) Rikard Niva			
1			16:13:58.054
2	1:09.589	+0.072	16:15:07.643
3	1:09.987	+0.470	16:16:17.630
4	1:10.010	+0.493	16:17:27.640
5	1:09.517		16:18:37.157
6	1:09.836	+0.319	16:19:46.993
7	1:09.637	+0.120	16:20:56.630
8	1:09.669	+0.152	16:22:06.299
9	1:09.644	+0.127	16:23:15.943
10	1:11.351	+1.834	16:24:27.294
11	1:09.753	+0.236	16:25:37.047

Lap	Lap Tm	Diff	Time of Day
(16) Lars Macklin			
1			16:14:02.437
2	1:09.180	+0.255	16:15:11.617
3	1:09.751	+0.826	16:16:21.368
4	1:09.994	+1.069	16:17:31.362
5	1:10.200	+1.275	16:18:41.562
6	1:09.550	+0.625	16:19:51.112
7	1:09.914	+0.989	16:21:01.026
8	1:09.007	+0.082	16:22:10.033
9	1:09.000	+0.075	16:23:19.033
10	1:08.925		16:24:27.958
11	1:09.682	+0.757	16:25:37.640

Lap	Lap Tm	Diff	Time of Day
(12) Fredrik Isaksson			

Lap	Lap Tm	Diff	Time of Day
1			16:14:00.086
2	1:10.268	+0.661	16:15:10.354
3	1:10.691	+1.084	16:16:21.045
4	1:10.256	+0.649	16:17:31.301
5	1:10.181	+0.574	16:18:41.482
6	1:10.583	+0.976	16:19:52.065
7	1:09.982	+0.375	16:21:02.047
8	1:10.152	+0.545	16:22:12.199
9	1:09.607		16:23:21.806
10	1:09.927	+0.320	16:24:31.733
11	1:09.849	+0.242	16:25:41.582

Lap	Lap Tm	Diff	Time of Day
(36) Ulf Sanden			
1			16:13:59.595
2	1:11.628	+2.346	16:15:11.223
3	1:11.438	+2.156	16:16:22.661
4	1:10.107	+0.825	16:17:32.768
5	1:11.576	+2.294	16:18:44.344
6	1:09.282		16:19:53.626
7	1:10.111	+0.829	16:21:03.737
8	1:09.290	+0.008	16:22:13.027
9	1:09.612	+0.330	16:23:22.639
10	1:09.905	+0.623	16:24:32.544
11	1:09.659	+0.377	16:25:42.203

Lap	Lap Tm	Diff	Time of Day
(49) Anders Eriksson			
1			16:13:57.883
2	1:11.409	+1.391	16:15:09.292
3	1:11.026	+1.008	16:16:20.318
4	1:12.026	+2.008	16:17:32.344
5	1:12.557	+2.539	16:18:44.901
6	1:10.018		16:19:54.919
7	1:10.684	+0.666	16:21:05.603
8	1:10.468	+0.450	16:22:16.071
9	1:10.868	+0.850	16:23:26.939
10	1:11.412	+1.394	16:24:38.351
11	1:12.054	+2.036	16:25:50.405

Lap	Lap Tm	Diff	Time of Day
(22) Rolf Andersson			
1			16:14:02.388
2	1:11.819	+1.416	16:15:14.207
3	1:10.403		16:16:24.610
4	1:11.911	+1.508	16:17:36.521
5	1:11.194	+0.791	16:18:47.715
6	1:11.628	+1.225	16:19:59.343
7	1:11.597	+1.194	16:21:10.940
8	1:12.412	+2.009	16:22:23.352
9	1:11.030	+0.627	16:23:34.382
10	1:12.665	+2.262	16:24:47.047
11	1:13.370	+2.967	16:26:00.417

Lap	Lap Tm	Diff	Time of Day
(55) Niklas Falk			
1			16:14:04.314
2	1:12.122	+0.601	16:15:16.436
3	1:11.710	+0.189	16:16:28.146
4	1:12.815	+1.294	16:17:40.961
5	1:11.846	+0.325	16:18:52.807
6	1:12.311	+0.790	16:20:05.118
7	1:12.036	+0.515	16:21:17.154
8	1:11.521		16:22:28.675
9	1:12.859	+1.338	16:23:41.534
10	1:12.635	+1.114	16:24:54.169

Lap	Lap Tm	Diff	Time of Day
(59) Max Lindblom			
1			16:14:05.217
2	1:14.297	+3.137	16:15:19.514

Tidtagning/Magnus Carlsson

Orbits

Tävlingsledare/Max Dymling

Tävlingssekreterare/Mats Ek

Jury ordförande/Mikael Karlstedt

www.mylaps.com

Licensed to: Race Consulting Sweden AB

Printed: 2015-07-04 16:39:05

Page 1/2

Svenskt Sportvagnsmeeting 2015

08 Roadsport A B

Ring Knutstorp 2,070 km

Race 1

2015-07-04 16:14

Race started at 16:12:41

Lap	Lap Tm	Diff	Time of Day
3	1:11.955	+0.795	16:16:31.469
4	1:11.646	+0.486	16:17:43.115
5	1:12.238	+1.078	16:18:55.353
6	1:11.691	+0.531	16:20:07.044
7	1:11.160		16:21:18.204
8	1:11.665	+0.505	16:22:29.869
9	1:13.172	+2.012	16:23:43.041
10	1:11.822	+0.662	16:24:54.863

(11) Simon Olsson

1			16:14:06.763
2	1:13.350	+1.679	16:15:20.113
3	1:12.296	+0.625	16:16:32.409
4	1:11.978	+0.307	16:17:44.387
5	1:11.671		16:18:56.058
6	1:11.844	+0.173	16:20:07.902
7	1:11.867	+0.196	16:21:19.769
8	1:11.876	+0.205	16:22:31.645
9	1:12.885	+1.214	16:23:44.530
10	1:14.702	+3.031	16:24:59.232

(68) Alexander Mullaart

1			16:14:09.149
2	1:13.723	+0.926	16:15:22.872
3	1:13.170	+0.373	16:16:36.042
4	1:13.730	+0.933	16:17:49.772
5	1:13.005	+0.208	16:19:02.777
6	1:13.168	+0.371	16:20:15.945
7	1:12.797		16:21:28.742
8	1:13.610	+0.813	16:22:42.352
9	1:14.280	+1.483	16:23:56.632
10	1:15.063	+2.266	16:25:11.695

(8) Göran Strandlund

1			16:14:07.302
2	1:14.361	+1.918	16:15:21.663
3	1:14.318	+1.875	16:16:35.981
4	1:12.642	+0.199	16:17:48.623
5	1:12.797	+0.354	16:19:01.420
6	1:13.458	+1.015	16:20:14.878
7	1:12.443		16:21:27.321
8	1:12.862	+0.419	16:22:40.183
9	1:16.523	+4.080	16:23:56.706
10	1:15.028	+2.585	16:25:11.734

(74) Hans Nordström

1			16:14:10.289
2	1:14.962	+0.872	16:15:25.251
3	1:14.628	+0.538	16:16:39.879
4	1:14.757	+0.667	16:17:54.636
5	1:14.090		16:19:08.726
6	1:14.202	+0.112	16:20:22.928
7	1:18.478	+4.388	16:21:41.406
8	1:16.201	+2.111	16:22:57.607
9	1:15.745	+1.655	16:24:13.352
10	1:16.106	+2.016	16:25:29.458

(67) Rolf Dawidzon

1			16:14:12.428
2	1:13.823	+0.835	16:15:26.251
3	1:13.817	+0.829	16:16:40.068
4	1:13.151	+0.163	16:17:53.219
5	1:12.988		16:19:06.207
6	1:13.865	+0.877	16:20:20.072
7	1:14.139	+1.151	16:21:34.211
8	1:15.029	+2.041	16:22:49.240

Lap	Lap Tm	Diff	Time of Day
p9	1:31.665	+18.677	16:24:20.905

(51) Sven-Åke Jarl

1			16:14:19.261
2	1:20.407		16:15:39.668
3	1:20.886	+0.479	16:17:00.554
4	1:22.388	+1.981	16:18:22.942
5	1:20.928	+0.521	16:19:43.870
6	1:22.461	+2.054	16:21:06.331
7	1:21.042	+0.635	16:22:27.373
8	1:22.668	+2.261	16:23:50.041
9	1:21.450	+1.043	16:25:11.491

(56) Anton Svensson

p1			16:16:39.686
2	2:20.123	+1:09.159	16:18:59.809
3	1:10.964		16:20:10.773
4	1:11.336	+0.372	16:21:22.109
5	1:11.276	+0.312	16:22:33.385
6	1:12.275	+1.311	16:23:45.660
7	1:17.291	+6.327	16:25:02.951

(38) Lars Svensson

1			16:14:07.726
2	1:09.523	+1.771	16:15:17.249
3	1:07.752		16:16:25.001
4	1:08.032	+0.280	16:17:33.033
p5	1:19.390	+11.638	16:18:52.423

Tidtagning/Magnus Carlsson

Tävlingsledare/Max Dymling

Tävlingssekreterare/Mats Ek

Jury ordförande/Mikael Karlstedt

Printed: 2015-07-04 16:39:05

Orbits

www.mylaps.com

Licensed to: Race Consulting Sweden AB

Page 2/2

Svenskt Sportvagnsmeeting 2015

08 Roadsport A B

Ring Knutstorp 2,070 km

Race 2

2015-07-05 14:22

Race (12:00 and 1 Laps)

POLE POSITION

1

1 40 Anders Edlund 1:05.446
--

2

26 Henric Månsson 1:05.530

2

3 15 Magnus Mårtensson 1:05.873
--

4

3 Kent Hellqvist 1:06.238

3

5 7 Tommy Falck 1:06.457

6

39 Sebastian Wichers 1:06.961

4

7 38 Lars Svensson 1:07.752
--

8

16 Lars Macklin 1:08.925

5

9 24 Kenneth Sundfors 1:09.113

10

9 Hans Aulin 1:09.169

6

11 36 Ulf Sanden 1:09.282
--

12

71 Rikard Niva 1:09.517

7

13 12 Fredrik Isaksson 1:09.607
--

14

49 Anders Eriksson 1:10.018

8

15 22 Rolf Andersson 1:10.403
--

16

56 Anton Svensson 1:10.964

9

17 59 Max Lindblom 1:11.160
--

18

55 Niklas Falk 1:11.521

10

19 11 Simon Olsson 1:11.671
--

20

8 Göran Strandlund 1:12.443

Svenskt Sportvagnsmeeting 2015

08 Roadsport A B

Ring Knutstorp 2,070 km

Race 2

2015-07-05 14:22

Race (12:00 and 1 Laps)

11

21

68 Alexander Mullaart
1:12.797

22

67 Rolf Dawidzon
1:12.988

12

23

74 Hans Nordström
1:14.090

24

51 Sven-Åke Jarl
1:20.407

13

25

14 Bengt Metz

**BILSPORT****Rally & Racing**
FOLKRADE • KARTING • RALLYCROSS • ÖVRIG BILSPORT**NOSTALGIA**
MAGAZINE**KLASSISKA BILAR****Teknikens Värld**
ALLT OM BILEN

euro finans



Svenskt Sportvagnsmeeting 2015

Sorted on Laps


08 Roadsport A B

Ring Knutstorp 2,070 km

Race 2

2015-07-05 14:22

Race (12:00 and 1 Laps) started at 14:27:16



Pos	PIC	No.	Name	Class	Laps	Diff	Gap	Total Tm	Best Tm	Nat/State	Sponsor
1	1	40	Anders Edlund	Roadsport A	12			13:22.917	1:05.586	SVERIGE	
2	2	26	Henric Månsson	Roadsport A	12	3.483	3.483	13:26.400	1:06.282	Sverige	
3	3	15	Magnus Mårtenson	Roadsport A	12	4.777	1.294	13:27.694	1:06.250	Sweden	
4	4	3	Kent Hellqvist	Roadsport A	12	9.033	4.256	13:31.950	1:06.258	Sverige	
5	5	7	Tommy Falck	Roadsport A	12	11.305	2.272	13:34.222	1:06.507	SE	
6	6	39	Sebastian Wichers	Roadsport A	12	25.208	13.903	13:48.125	1:07.472	Sverige	
7	7	16	Lars Macklin	Roadsport A	12	31.192	5.984	13:54.109	1:08.014	Sverige	
8	8	24	Kenneth Sundfors	Roadsport A	12	44.372	13.180	14:07.289	1:09.036	Sverige	
9	1	9	Hans Aulin	Roadsport B	12	45.352	0.980	14:08.269	1:09.144	Sverige	
10	2	71	Rikard Niva	Roadsport B	12	51.604	6.252	14:14.521	1:09.842	Sverige	
11	3	49	Anders Eriksson	Roadsport B	12	52.968	1.364	14:15.885	1:09.781	Sverige	
12	9	36	Ulf Sanden	Roadsport A	12	53.851	0.883	14:16.768	1:09.951	Sweden	
13	10	12	Fredrik Isaksson	Roadsport A	12	57.561	3.710	14:20.478	1:09.496	Sverige	
14	11	22	Rolf Andersson	Roadsport A	11	1 Lap	1 Lap	13:24.375	1:11.059	Sverige	
15	12	11	Simon Olsson	Roadsport A	11	1 Lap	7.925	13:32.300	1:12.225	Sverige	
16	4	59	Max Lindblom	Roadsport B	11	1 Lap	1.174	13:33.474	1:11.839	Sverige	
17	5	55	Niklas Falk	Roadsport B	11	1 Lap	0.845	13:34.319	1:11.885	Sverige	
18	13	14	Bengt Metz	Roadsport A	11	1 Lap	0.867	13:35.186	1:10.577	Sverige	
19	6	68	Alexander Mullaart	Roadsport B	11	1 Lap	9.838	13:45.024	1:13.052	Sverige	
20	7	67	Rolf Dawidzon	Roadsport B	11	1 Lap	15.392	14:00.416	1:14.039	Sverige	
21	14	8	Göran Strandlund	Roadsport A	11	1 Lap	0.143	14:00.559	1:13.142	Sverige	
22	8	51	Sven-Åke Jarl	Roadsport B	10	2 Laps	1 Lap	13:36.861	1:18.774	Sverige	
Not classified (75% = 9 Laps)											
		56	Anton Svensson	Roadsport B	8	4 Laps	2 Laps	10:04.960	1:10.486	Sverige	
DNF	DNF	38	Lars Svensson	Roadsport A	7	DNF	1 Lap	8:18.816	1:08.816	Sverige	
DNS	DNS	74	Hans Nordström	Roadsport B		DNF				Sverige	

Tidtagning/Magnus Carlsson
 Tävlingsledare/Max Dymling
 Tävlingssekreterare/Mats Ek
 Jury ordförande/Mikael Karlstedt

Orbits

www.mylaps.com

Licensed to: Race Consulting Sweden AB

Printed: 2015-07-05 14:42:21

**BILSPORT****Rally & Racing**
FOLKRACE • KARTING • RALLYCROSS • ÖVRIG BILSPORT**NOSTALGIA**
MAGAZINE**KLASSISKA BILAR****Teknikens
Värld**
ALLT OM BILEN**euro finans**

Svenskt Sportvagnsmeeting 2015

Sorted on Laps


08 Roadsport A B

Ring Knutstorp 2,070 km

Race 2

2015-07-05 14:22

Race (12:00 and 1 Laps) started at 14:27:16



Pos	PIC	No.	Name	Class	Laps	Diff	Gap	Total Tm	Best Tm	Nat/State	Sponsor
Roadsport A											
1	1	40	Anders Edlund	Roadsport A	12			13:22.917	1:05.586	SVERIGE	
2	2	26	Henric Månsson	Roadsport A	12	3.483	3.483	13:26.400	1:06.282	Sverige	
3	3	15	Magnus Mårtenson	Roadsport A	12	4.777	1.294	13:27.694	1:06.250	Sweden	
4	4	3	Kent Hellqvist	Roadsport A	12	9.033	4.256	13:31.950	1:06.258	Sverige	
5	5	7	Tommy Falck	Roadsport A	12	11.305	2.272	13:34.222	1:06.507	SE	
6	6	39	Sebastian Wichers	Roadsport A	12	25.208	13.903	13:48.125	1:07.472	Sverige	
7	7	16	Lars Macklin	Roadsport A	12	31.192	5.984	13:54.109	1:08.014	Sverige	
8	8	24	Kenneth Sundfors	Roadsport A	12	44.372	13.180	14:07.289	1:09.036	Sverige	
9	9	36	Ulf Sanden	Roadsport A	12	53.851	9.479	14:16.768	1:09.951	Sweden	
10	10	12	Fredrik Isaksson	Roadsport A	12	57.561	3.710	14:20.478	1:09.496	Sverige	
11	11	22	Rolf Andersson	Roadsport A	11	1 Lap	1 Lap	13:24.375	1:11.059	Sverige	
12	12	11	Simon Olsson	Roadsport A	11	1 Lap	7.925	13:32.300	1:12.225	Sverige	
13	13	14	Bengt Metz	Roadsport A	11	1 Lap	2.886	13:35.186	1:10.577	Sverige	
14	14	8	Göran Strandlund	Roadsport A	11	1 Lap	25.373	14:00.559	1:13.142	Sverige	
Not classified (75% = 9 Laps)											
DNF	DNF	38	Lars Svensson	Roadsport A	7	DNF	4 Laps	8:18.816	1:08.816	Sverige	
Roadsport B											
1	1	9	Hans Aulin	Roadsport B	12			14:08.269	1:09.144	Sverige	
2	2	71	Rikard Niva	Roadsport B	12	6.252	6.252	14:14.521	1:09.842	Sverige	
3	3	49	Anders Eriksson	Roadsport B	12	7.616	1.364	14:15.885	1:09.781	Sverige	
4	4	59	Max Lindblom	Roadsport B	11	1 Lap	1 Lap	13:33.474	1:11.839	Sverige	
5	5	55	Niklas Falk	Roadsport B	11	1 Lap	0.845	13:34.319	1:11.885	Sverige	
6	6	68	Alexander Mullaart	Roadsport B	11	1 Lap	10.705	13:45.024	1:13.052	Sverige	
7	7	67	Rolf Dawidzon	Roadsport B	11	1 Lap	15.392	14:00.416	1:14.039	Sverige	
8	8	51	Sven-Åke Jarl	Roadsport B	10	2 Laps	1 Lap	13:36.861	1:18.774	Sverige	

Not classified (75% = 9 Laps)

Tidtagning/Magnus Carlsson

Tävlingsledare/Max Dymling

Tävlingssekreterare/Mats Ek

Jury ordförande/Mikael Karlstedt

Printed: 2015-07-05 14:43:13

Orbits

www.mylaps.com

Licensed to: Race Consulting Sweden AB

Page 1/2

**BILSPORT****Rally & Racing**
FOLKRACE • KARTING • RALLYCROSS • ÖVRIG BILSPORT**NOSTALGIA**
MAGAZINE**KLASSISKA BILAR****Teknikens
Värld**
ALLT OM BILEN**euro finans****Svenskt Sportvagnsmeeting 2015****Sorted on Laps**


08 Roadsport A B

Ring Knutstorp 2,070 km

Race 2

2015-07-05 14:22

Race (12:00 and 1 Laps) started at 14:27:16



<i>Pos</i>	<i>PIC</i>	<i>No.</i>	<i>Name</i>	<i>Class</i>	<i>Laps</i>	<i>Diff</i>	<i>Gap</i>	<i>Total Tm</i>	<i>Best Tm</i>	<i>Nat/State</i>	<i>Sponsor</i>
		56	Anton Svensson	Roadsport B	8	4 Laps	2 Laps	10:04.960	1:10.486	Sverige	
DNS	DNS	74	Hans Nordström	Roadsport B		DNS				Sverige	

Svenskt Sportvagnsmeeting 2015

08 Roadsport A B

Ring Knutstorp 2,070 km

Race 2

2015-07-05 14:22

Race (12:00 and 1 Laps) started at 14:27:16

Lap	Lap Tm	Diff	Time of Day
(40) Anders Edlund			
1			14:28:28.680
2	1:06.179	+0.593	14:29:34.859
3	1:07.436	+1.850	14:30:42.295
4	1:06.472	+0.886	14:31:48.767
5	1:06.190	+0.604	14:32:54.957
6	1:06.060	+0.474	14:34:01.017
7	1:05.586		14:35:06.603
8	1:05.967	+0.381	14:36:12.570
9	1:05.891	+0.305	14:37:18.461
10	1:06.572	+0.986	14:38:25.033
11	1:07.142	+1.556	14:39:32.175
12	1:07.138	+1.552	14:40:39.313

Lap	Lap Tm	Diff	Time of Day
(26) Henric Månsson			
1			14:28:27.837
2	1:06.732	+0.450	14:29:34.569
3	1:07.108	+0.826	14:30:41.677
4	1:06.666	+0.384	14:31:48.343
5	1:07.095	+0.813	14:32:55.438
6	1:06.728	+0.446	14:34:02.166
7	1:06.282		14:35:08.448
8	1:06.723	+0.441	14:36:15.171
9	1:06.754	+0.472	14:37:21.925
10	1:06.762	+0.480	14:38:28.687
11	1:06.965	+0.683	14:39:35.652
12	1:07.144	+0.862	14:40:42.796

Lap	Lap Tm	Diff	Time of Day
(15) Magnus Mårtensson			
1			14:28:30.665
2	1:06.250		14:29:36.915
3	1:06.386	+0.136	14:30:43.301
4	1:06.763	+0.513	14:31:50.064
5	1:06.832	+0.582	14:32:56.896
6	1:06.494	+0.244	14:34:03.390
7	1:06.385	+0.135	14:35:09.775
8	1:06.269	+0.019	14:36:16.044
9	1:06.958	+0.708	14:37:23.002
10	1:06.427	+0.177	14:38:29.429
11	1:06.696	+0.446	14:39:36.125
12	1:07.965	+1.715	14:40:44.090

Lap	Lap Tm	Diff	Time of Day
(3) Kent Hellqvist			
1			14:28:28.939
2	1:06.807	+0.549	14:29:35.746
3	1:07.051	+0.793	14:30:42.797
4	1:06.569	+0.311	14:31:49.366
5	1:07.051	+0.793	14:32:56.417
6	1:06.406	+0.148	14:34:02.823
7	1:06.382	+0.124	14:35:09.205
8	1:06.546	+0.288	14:36:15.751
9	1:08.302	+2.044	14:37:24.053
10	1:06.258		14:38:30.311
11	1:07.638	+1.380	14:39:37.949
12	1:10.397	+4.139	14:40:48.346

Lap	Lap Tm	Diff	Time of Day
(7) Tommy Falck			
1			14:28:29.850
2	1:07.467	+0.960	14:29:37.317
3	1:06.507		14:30:43.824
4	1:06.736	+0.229	14:31:50.560
5	1:06.638	+0.131	14:32:57.198
6	1:06.995	+0.488	14:34:04.193
7	1:06.784	+0.277	14:35:10.977
8	1:07.324	+0.817	14:36:18.301

Lap	Lap Tm	Diff	Time of Day
9	1:08.720	+2.213	14:37:27.021
10	1:08.400	+1.893	14:38:35.421
11	1:07.362	+0.855	14:39:42.783
12	1:07.835	+1.328	14:40:50.618

Lap	Lap Tm	Diff	Time of Day
(39) Sebastian Wichers			
1			14:28:33.695
2	1:08.135	+0.663	14:29:41.830
3	1:08.732	+1.260	14:30:50.562
4	1:08.184	+0.712	14:31:58.746
5	1:08.098	+0.626	14:33:06.844
6	1:08.509	+1.037	14:34:15.353
7	1:08.592	+1.120	14:35:23.945
8	1:07.472		14:36:31.417
9	1:07.971	+0.499	14:37:39.388
10	1:07.554	+0.082	14:38:46.942
11	1:08.149	+0.677	14:39:55.091
12	1:09.430	+1.958	14:41:04.521

Lap	Lap Tm	Diff	Time of Day
(16) Lars Macklin			
1			14:28:33.191
2	1:08.342	+0.328	14:29:41.533
3	1:08.539	+0.525	14:30:50.072
4	1:08.383	+0.369	14:31:58.455
5	1:08.014		14:33:06.469
6	1:09.137	+1.123	14:34:15.606
7	1:09.303	+1.289	14:35:24.909
8	1:08.027	+0.013	14:36:32.936
9	1:10.112	+2.098	14:37:43.048
10	1:09.011	+0.997	14:38:52.059
11	1:08.795	+0.781	14:40:00.854
12	1:09.651	+1.637	14:41:10.505

Lap	Lap Tm	Diff	Time of Day
(24) Kenneth Sundfors			
1			14:28:35.435
2	1:09.988	+0.952	14:29:45.423
3	1:10.364	+1.328	14:30:55.787
4	1:09.504	+0.468	14:32:05.291
5	1:09.643	+0.607	14:33:14.934
6	1:10.164	+1.128	14:34:25.098
7	1:10.382	+1.346	14:35:35.480
8	1:10.329	+1.293	14:36:45.809
9	1:09.593	+0.557	14:37:55.402
10	1:09.036		14:39:04.438
11	1:09.259	+0.223	14:40:13.697
12	1:09.988	+0.952	14:41:23.685

Lap	Lap Tm	Diff	Time of Day
(9) Hans Aulin			
1			14:28:35.928
2	1:10.644	+1.500	14:29:46.572
3	1:09.921	+0.777	14:30:56.493
4	1:10.482	+1.338	14:32:06.975
5	1:09.694	+0.550	14:33:16.669
6	1:09.351	+0.207	14:34:26.020
7	1:10.107	+0.963	14:35:36.127
8	1:10.229	+1.085	14:36:46.356
9	1:10.267	+1.123	14:37:56.623
10	1:09.266	+0.122	14:39:05.889
11	1:09.144		14:40:15.033
12	1:09.632	+0.488	14:41:24.665

Lap	Lap Tm	Diff	Time of Day
(71) Rikard Niva			
1			14:28:36.198
2	1:09.922	+0.080	14:29:46.120
3	1:10.101	+0.259	14:30:56.221
4	1:09.842		14:32:06.063

Lap	Lap Tm	Diff	Time of Day
5	5:51.274	+4:41.432	14:37:57.337
6	1:08.883	-0.959	14:39:06.220
7	1:12.539	+2.697	14:40:18.759
8	1:12.158	+2.316	14:41:30.917

Lap	Lap Tm	Diff	Time of Day
(49) Anders Eriksson			
1			14:28:36.716
2	1:10.226	+0.445	14:29:46.942
3	1:10.279	+0.498	14:30:57.221
4	1:11.107	+1.326	14:32:08.328
5	1:10.264	+0.483	14:33:18.592
6	1:10.236	+0.455	14:34:28.828
7	1:10.501	+0.720	14:35:39.329
8	1:10.656	+0.875	14:36:49.985
9	1:10.856	+1.075	14:38:00.841
10	1:11.402	+1.621	14:39:12.243
11	1:10.257	+0.476	14:40:22.500
12	1:09.781		14:41:32.281

Lap	Lap Tm	Diff	Time of Day
(36) Ulf Sanden			
1			14:28:37.359
2	1:10.716	+0.765	14:29:48.075
3	1:10.368	+0.417	14:30:58.443
4	1:10.711	+0.760	14:32:09.154
5	1:10.592	+0.641	14:33:19.746
6	1:10.083	+0.132	14:34:29.829
7	1:11.704	+1.753	14:35:41.533
8	1:10.362	+0.411	14:36:51.895
9	1:10.201	+0.250	14:38:02.096
10	1:11.105	+1.154	14:39:13.201
11	1:09.951		14:40:23.152
12	1:10.012	+0.061	14:41:33.164

Lap	Lap Tm	Diff	Time of Day
(12) Fredrik Isaksson			
1			14:28:37.857
2	1:11.163	+1.667	14:29:49.020
3	1:10.307	+0.811	14:30:59.327
4	1:10.512	+1.016	14:32:09.839
5	1:10.818	+1.322	14:33:20.657
6	1:09.496		14:34:30.153
7	1:10.443	+0.947	14:35:40.596
8	1:10.703	+1.207	14:36:51.299
9	1:10.084	+0.588	14:38:01.383
10	1:14.710	+5.214	14:39:16.093
11	1:10.170	+0.674	14:40:26.263
12	1:10.611	+1.115	14:41:36.874

Lap	Lap Tm	Diff	Time of Day
(22) Rolf Andersson			
1			14:28:41.796
2	1:12.718	+1.659	14:29:54.514
3	1:11.791	+0.732	14:31:06.305
4	1:11.059		14:32:17.364
5	1:11.184	+0.125	14:33:28.548
6	1:11.661	+0.602	14:34:40.209
7	1:11.739	+0.680	14:35:51.948
8	1:11.581	+0.522	14:37:03.529
9	1:11.722	+0.663	14:38:15.251
10	1:12.509	+1.450	14:39:27.760
11	1:13.011	+1.952	14:40:40.771

Lap	Lap Tm	Diff	Time of Day
(11) Simon Olsson			
1			14:28:39.978
2	1:12.790	+0.565	14:29:52.768
3	1:12.998	+0.773	14:31:05.766
4	1:13.147	+0.922	14:32:18.913
5	1:12.608	+0.383	14:33:31.521

Tidtagning/Magnus Carlsson

Orbits

Tävlingsledare/Max Dymling

Tävlingssekreterare/Mats Ek

Jury ordförande/Mikael Karlstedt

www.mylaps.com

Licensed to: Race Consulting Sweden AB

Printed: 2015-07-05 14:43:44

Page 1/2

Svenskt Sportvagnsmeeting 2015

08 Roadsport A B

Ring Knutstorp 2,070 km

Race 2

2015-07-05 14:22

Race (12:00 and 1 Laps) started at 14:27:16

Lap	Lap Tm	Diff	Time of Day
6	1:12.225		14:34:43.746
7	1:12.502	+0.277	14:35:56.248
8	1:12.242	+0.017	14:37:08.490
9	1:12.238	+0.013	14:38:20.728
10	1:13.106	+0.881	14:39:33.834
11	1:14.862	+2.637	14:40:48.696

(59) Max Lindblom

Lap	Lap Tm	Diff	Time of Day
1			14:28:43.060
2	1:12.278	+0.439	14:29:55.338
3	1:12.211	+0.372	14:31:07.549
4	1:13.061	+1.222	14:32:20.610
5	1:11.861	+0.022	14:33:32.471
6	1:13.010	+1.171	14:34:45.481
7	1:12.340	+0.501	14:35:57.821
8	1:11.839		14:37:09.660
9	1:12.108	+0.269	14:38:21.768
10	1:13.160	+1.321	14:39:34.928
11	1:14.942	+3.103	14:40:49.870

(55) Niklas Falk

Lap	Lap Tm	Diff	Time of Day
1			14:28:41.084
2	1:12.902	+1.017	14:29:53.986
3	1:13.477	+1.592	14:31:07.463
4	1:12.211	+0.326	14:32:19.674
5	1:12.518	+0.633	14:33:32.192
6	1:12.940	+1.055	14:34:45.132
7	1:13.010	+1.125	14:35:58.142
8	1:11.965	+0.080	14:37:10.107
9	1:11.885		14:38:21.992
10	1:13.161	+1.276	14:39:35.153
11	1:15.562	+3.677	14:40:50.715

(14) Bengt Metz

Lap	Lap Tm	Diff	Time of Day
1			14:28:45.768
2	1:16.188	+5.611	14:30:01.956
3	1:13.133	+2.556	14:31:15.089
4	1:12.136	+1.559	14:32:27.225
5	1:11.858	+1.281	14:33:39.083
6	1:11.500	+0.923	14:34:50.583
7	1:10.577		14:36:01.160
8	1:11.064	+0.487	14:37:12.224
9	1:11.310	+0.733	14:38:23.534
10	1:14.228	+3.651	14:39:37.762
11	1:13.820	+3.243	14:40:51.582

(68) Alexander Mullaart

Lap	Lap Tm	Diff	Time of Day
1			14:28:42.998
2	1:13.664	+0.612	14:29:56.662
3	1:13.249	+0.197	14:31:09.911
4	1:13.072	+0.020	14:32:22.983
5	1:13.052		14:33:36.035
6	1:13.473	+0.421	14:34:49.508
7	1:14.468	+1.416	14:36:03.976
8	1:14.003	+0.951	14:37:17.979
9	1:15.148	+2.096	14:38:33.127
10	1:14.736	+1.684	14:39:47.863
11	1:13.557	+0.505	14:41:01.420

(67) Rolf Dawidzon

Lap	Lap Tm	Diff	Time of Day
1			14:28:44.931
2	1:16.733	+2.694	14:30:01.664
3	1:14.439	+0.400	14:31:16.103
4	1:14.074	+0.035	14:32:30.177
5	1:14.320	+0.281	14:33:44.497
6	1:14.146	+0.107	14:34:58.643

Lap	Lap Tm	Diff	Time of Day
7	1:17.523	+3.484	14:36:16.166
8	1:16.281	+2.242	14:37:32.447
9	1:14.039		14:38:46.486
10	1:15.952	+1.913	14:40:02.438
11	1:14.374	+0.335	14:41:16.812

(8) Göran Strandlund

Lap	Lap Tm	Diff	Time of Day
1			14:28:44.600
2	1:16.650	+3.508	14:30:01.250
3	1:13.439	+0.297	14:31:14.689
4	1:14.483	+1.341	14:32:29.172
5	1:14.818	+1.676	14:33:43.990
6	1:14.233	+1.091	14:34:58.223
7	1:16.848	+3.706	14:36:15.071
8	1:17.093	+3.951	14:37:32.164
9	1:13.142		14:38:45.306
10	1:16.094	+2.952	14:40:01.400
11	1:15.555	+2.413	14:41:16.955

(51) Sven-Åke Jarl

Lap	Lap Tm	Diff	Time of Day
1			14:28:48.801
2	1:19.515	+0.741	14:30:08.316
3	1:20.052	+1.278	14:31:28.368
4	1:20.343	+1.569	14:32:48.711
5	1:21.849	+3.075	14:34:10.560
6	1:20.357	+1.583	14:35:30.917
7	1:21.223	+2.449	14:36:52.140
8	1:18.774		14:38:10.914
9	1:19.387	+0.613	14:39:30.301
10	1:22.956	+4.182	14:40:53.257

(56) Anton Svensson

Lap	Lap Tm	Diff	Time of Day
1			14:28:38.062
2	1:11.922	+1.436	14:29:49.984
3	1:10.997	+0.511	14:31:00.981
4	1:10.486		14:32:11.467
5	1:11.214	+0.728	14:33:22.681
6	1:12.992	+2.506	14:34:35.673
7	1:15.795	+5.309	14:35:51.468
p8	1:29.888	+19.402	14:37:21.356

(38) Lars Svensson

Lap	Lap Tm	Diff	Time of Day
1			14:28:38.125
2	1:10.385	+1.569	14:29:48.510
3	1:09.654	+0.838	14:30:58.164
4	1:08.912	+0.096	14:32:07.076
5	1:08.816		14:33:15.892
6	1:09.364	+0.548	14:34:25.256
7	1:09.956	+1.140	14:35:35.212

**BILSPORT****Rally & Racing**
FOLKRADE • KARTING • RALLYCROSS • ÖVRIG BILSPORT**NOSTALGIA**
MAGAZINE**KLASSISKA**
BILAR**Teknikens**
Värld
ALLT OM BILEN

euro finans

**Svenskt Sportvagnsmeeting 2015****Sorted on Best Lap time**


02 Roadsport C

Ring Knutstorp 2,070 km

Kval

2015-07-04 09:02

Qualifying (12:00 Time) started at 9:14:57



Pos	IC	No.	Name	Class	Best Tm	Diff	Best Speed	In Lap	Status	Add2
1	1	89	Erik Blixt	Roadsport C	1:09.165		107,742	6	SWE	
2	2	62	Christer Gellerstedt	Roadsport C	1:09.348	0.183	107,458	5	sverige	
3	3	82	Anders Träff	Roadsport C	1:10.277	1.112	106,038	7	Sverige	
4	4	73	Niklas Kristiansson	Roadsport C	1:10.397	1.232	105,857	5	Sverige	
5	5	81	Ulf Andersson	Roadsport C	1:10.786	1.621	105,275	5	Sweden	
6	6	64	Thomas Thorén	Roadsport C	1:11.055	1.890	104,877	5	Sverige	
7	7	77	Johan Hedström	Roadsport C	1:11.127	1.962	104,770	3	Sverige	
8	8	80	Björn Niklasson	Roadsport C	1:11.248	2.083	104,592	8	Sverige	
9	9	71	Rikard Niva	Roadsport C	1:11.370	2.205	104,414	4	Sverige	
10	10	88	Fredrik Olsson	Roadsport C	1:11.793	2.628	103,798	3	Sweden	
11	11	98	Dennis Kullman	Roadsport C	1:11.807	2.642	103,778	6	Sverige	
12	12	75	Olle Olsson	Roadsport C	1:11.875	2.710	103,680	4	Sverige	
13	13	67	Hans Drangel	Roadsport C	1:12.116	2.951	103,334	3	Sverige	
14	14	96	Oskar Jakobsson	Roadsport C	1:12.116	2.951	103,334	4	Sverige	
15	15	68	Alexander Mullaart	Roadsport C	1:12.534	3.369	102,738	7	Sverige	
16	16	87	Philip Carlson	Roadsport C	1:12.612	3.447	102,628	3	Sverige	
17	17	78	Thomas Pihl	Roadsport C	1:12.629	3.464	102,604	4	Sverige	
18	18	177	Andreas Jähnke	Roadsport C	1:12.635	3.470	102,595	3	Sverige	
19	19	83	Bertil Thorsson	Roadsport C	1:12.895	3.730	102,229	5	Sverige	
20	20	86	Björn Mullaart	Roadsport C	1:12.896	3.731	102,228	8	Sverige	
21	21	90	Christoffer Waern	Roadsport C	1:13.029	3.864	102,042	6	Sverige	
22	22	97	Jimmy Visshed	Roadsport C	1:13.482	4.317	101,413	4	Sverige	
23	23	65	Ulf Wärnberg	Roadsport C	1:13.483	4.318	101,411	4	Sverige	
24	24	76	Andreas Eckemark	Roadsport C	1:13.521	4.356	101,359	5	Sverige	
25	25	40	Anders Johansson	Roadsport C	1:13.840	4.675	100,921	5	Sverige	
26	26	70	Christian Lund	Roadsport C	1:14.291	5.126	100,308	3	Sweden	
27	27	171	Anders Agfors	Roadsport C	1:14.558	5.393	99,949	5	Sverige	
28	28	84	Nils-Erik Persson	Roadsport C	1:14.883	5.718	99,515	6	Sverige	
29	29	91	Conny Lundell	Roadsport C	1:15.703	6.538	98,437	8	Sverige	

Tidtagning

Tävlingsledare

Tävlingssekreterare

Jury ordförande

Orbits

www.mylaps.com

Licensed to: Race Consulting Sweden AB

**BILSPORT****Rally & Racing**
FOLKRACE • KARTING • RALLYCROSS • ÖVRIG BILSPORT**NOSTALGIA**
MAGAZINE**KLASSISKA BILAR****Teknikens
Värld**
ALLT OM BILEN

euro finans

**Svenskt Sportvagnsmeeting 2015****Sorted on Best Lap time**


02 Roadsport C

Ring Knutstorp 2,070 km

Kval

2015-07-04 09:02

Qualifying (12:00 Time) started at 9:14:57



Pos	IC	No.	Name	Class	Best Tm	Diff	Best Speed	In Lap	Status	Add2
30	30	94	Dan Pettersson Berg	Roadsport C	1:15.821	6.656	98,284	8	Sverige	
31	31	74	Hans Nordström	Roadsport C	1:16.894	7.729	96,913	1	Sverige	
32	32	95	Peter Alzèn	Roadsport C	1:17.166	8.001	96,571	4	Sverige	
33	33	49	Jonas Christensen	Roadsport C	1:18.720	9.555	94,665	4	SWE	
Not classified										
DQ	00	155	Jan-Eric Lindgren	Roadsport C	1:13.804		100,970	6	Sverige	

Tidtagning

Tävlingsledare

Tävlingssekreterare

Jury ordförande

Printed: 2015-07-04 09:41:45

Orbits

www.mylaps.com

Licensed to: Race Consulting Sweden AB

Page 2/2

Qualifying (12:00 Time) started at 9:14:57

Lap	Lap Tm	Diff	Time of Day
(89) Erik Blixt			
1	1:10.079	+0.914	9:19:01.186
2	1:09.784	+0.619	9:20:10.970
3	1:13.020	+3.855	9:21:23.990
4	1:10.208	+1.043	9:22:34.198
5	1:09.416	+0.251	9:23:43.614
6	1:09.165		9:24:52.779
7	1:16.113	+6.948	9:26:08.892
8	1:09.592	+0.427	9:27:18.484

Lap	Lap Tm	Diff	Time of Day
(62) Christer Gellerstedt			
1	1:19.362	+10.014	9:19:26.528
2	1:09.853	+0.505	9:20:36.381
3	1:10.109	+0.761	9:21:46.490
4	1:09.516	+0.168	9:22:56.006
5	1:09.348		9:24:05.354
6	1:21.859	+12.511	9:25:27.213
7	1:11.546	+2.198	9:26:38.759
8	1:09.816	+0.468	9:27:48.575

Lap	Lap Tm	Diff	Time of Day
(82) Anders Tråff			
1	1:41.960	+31.683	9:17:42.031
2	1:14.054	+3.777	9:18:56.085
3	1:14.928	+4.651	9:20:11.013
4	1:15.517	+5.240	9:21:26.530
5	1:12.510	+2.233	9:22:39.040
6	1:10.856	+0.579	9:23:49.896
7	1:10.277		9:25:00.173
8	1:11.252	+0.975	9:26:11.425
9	1:10.307	+0.030	9:27:21.732

Lap	Lap Tm	Diff	Time of Day
(73) Niklas Kristiansson			
1	1:12.556	+2.159	9:18:07.506
2	1:11.740	+1.343	9:19:19.246
3	1:12.951	+2.554	9:20:32.197
4	1:11.167	+0.770	9:21:43.364
5	1:10.397		9:22:53.761
6	1:10.789	+0.392	9:24:04.550
7	1:11.392	+0.995	9:25:15.942
8	1:11.173	+0.776	9:26:27.115
9	1:11.192	+0.795	9:27:38.307

Lap	Lap Tm	Diff	Time of Day
(81) Ulf Andersson			
1	1:20.163	+9.377	9:18:01.601
2	1:15.716	+4.930	9:19:17.317
3	1:12.858	+2.072	9:20:30.175
4	1:11.171	+0.385	9:21:41.346
5	1:10.786		9:22:52.132
6	1:11.025	+0.239	9:24:03.157
7	1:11.220	+0.434	9:25:14.377
8	1:11.578	+0.792	9:26:25.955
9	1:11.415	+0.629	9:27:37.370

Lap	Lap Tm	Diff	Time of Day
(64) Thomas Thorén			
1	1:15.763	+4.708	9:18:30.150
2	1:11.413	+0.358	9:19:41.563
3	1:12.129	+1.074	9:20:53.692
4	1:14.934	+3.879	9:22:08.626
5	1:11.055		9:23:19.681
6	1:11.068	+0.013	9:24:30.749
7	1:11.675	+0.620	9:25:42.424
8	1:12.441	+1.386	9:26:54.865
9	1:12.031	+0.976	9:28:06.896

Lap	Lap Tm	Diff	Time of Day
(77) Johan Hedström			

Lap	Lap Tm	Diff	Time of Day
1	1:17.210	+6.083	9:18:00.511
2	1:13.611	+2.484	9:19:14.122
3	1:11.127		9:20:25.249
4	1:11.239	+0.112	9:21:36.488
5	1:11.409	+0.282	9:22:47.897
6	1:21.218	+10.091	9:24:09.115
7	1:11.679	+0.552	9:25:20.794
8	1:14.861	+3.734	9:26:35.655
9	1:11.589	+0.462	9:27:47.244

Lap	Lap Tm	Diff	Time of Day
(80) Björn Niklasson			
1	1:13.718	+2.470	9:18:56.720
2	1:13.458	+2.210	9:20:10.178
3	1:20.282	+9.034	9:21:30.460
4	1:13.129	+1.881	9:22:43.589
5	1:12.303	+1.055	9:23:55.892
6	1:11.949	+0.701	9:25:07.841
7	1:17.364	+6.116	9:26:25.205
8	1:11.248		9:27:36.453

Lap	Lap Tm	Diff	Time of Day
(71) Rikard Niva			
1	1:11.783	+0.413	9:18:40.729
2	1:13.444	+2.074	9:19:54.173
3	1:14.053	+2.683	9:21:08.226
4	1:11.370		9:22:19.596

Lap	Lap Tm	Diff	Time of Day
(88) Fredrik Olsson			
1	1:16.786	+4.993	9:18:21.165
2	1:12.372	+0.579	9:19:33.537
3	1:11.793		9:20:45.330
4	1:12.911	+1.118	9:21:58.241
5	1:11.908	+0.115	9:23:10.149
6	1:12.534	+0.741	9:24:22.683
7	1:12.912	+1.119	9:25:35.595
8	1:24.712	+12.919	9:27:00.307

Lap	Lap Tm	Diff	Time of Day
(98) Dennis Kullman			
1	1:18.213	+6.406	9:18:02.340
2	1:15.877	+4.070	9:19:18.217
3	1:14.728	+2.921	9:20:32.945
4	1:13.800	+1.993	9:21:46.745
5	1:19.415	+7.608	9:23:06.160
6	1:11.807		9:24:17.967
7	1:12.013	+0.206	9:25:29.980
8	1:22.060	+10.253	9:26:52.040
9	1:12.149	+0.342	9:28:04.189

Lap	Lap Tm	Diff	Time of Day
(75) Olle Olsson			
1	1:16.520	+4.645	9:19:28.285
2	1:11.884	+0.009	9:20:40.169
3	1:19.926	+8.051	9:22:00.095
4	1:11.875		9:23:11.970
5	1:18.050	+6.175	9:24:30.020
6	1:12.039	+0.164	9:25:42.059
7	1:14.879	+3.004	9:26:56.938
8	1:13.409	+1.534	9:28:10.347

Lap	Lap Tm	Diff	Time of Day
(67) Hans Drangel			
1	1:14.808	+2.692	9:18:33.993
2	1:12.770	+0.654	9:19:46.763
3	1:12.116		9:20:58.879
4	1:13.511	+1.395	9:22:12.390
5	1:13.009	+0.893	9:23:25.399
6	1:12.553	+0.437	9:24:37.952
7	1:14.568	+2.452	9:25:52.520
8	1:13.823	+1.707	9:27:06.343

Lap	Lap Tm	Diff	Time of Day
(96) Oskar Jakobsson			
1	1:14.890	+2.774	9:18:46.636
2	1:14.253	+2.137	9:20:00.889
3	1:12.726	+0.610	9:21:13.615
4	1:12.116		9:22:25.731
5	1:13.088	+0.972	9:23:38.819
6	1:12.332	+0.216	9:24:51.151
7	1:13.625	+1.509	9:26:04.776
8	1:14.243	+2.127	9:27:19.019

Lap	Lap Tm	Diff	Time of Day
(68) Alexander Mullaart			
1	1:15.927	+3.393	9:18:19.135
2	1:13.588	+1.054	9:19:32.723
3	1:14.318	+1.784	9:20:47.041
4	1:13.363	+0.829	9:22:00.404
5	1:13.022	+0.488	9:23:13.426
6	1:14.064	+1.530	9:24:27.490
7	1:12.534		9:25:40.024
8	1:13.121	+0.587	9:26:53.145
9	1:12.764	+0.230	9:28:05.909

Lap	Lap Tm	Diff	Time of Day
(87) Philip Carlson			
1	1:15.865	+3.253	9:18:30.787
2	1:12.953	+0.341	9:19:43.740
3	1:12.612		9:20:56.352
4	1:14.011	+1.399	9:22:10.363
5	1:12.835	+0.223	9:23:23.198
6	1:12.763	+0.151	9:24:35.961
7	1:14.325	+1.713	9:25:50.286
8	1:13.758	+1.146	9:27:04.044

Lap	Lap Tm	Diff	Time of Day
(78) Thomas Pihl			
1	1:15.266	+2.637	9:18:21.860
2	1:15.212	+2.583	9:19:37.072
3	1:13.224	+0.595	9:20:50.296
4	1:12.629		9:22:02.925
5	1:18.706	+6.077	9:23:21.631
6	1:13.153	+0.524	9:24:34.784
7	1:19.496	+6.867	9:25:54.280
8	1:13.043	+0.414	9:27:07.323

Lap	Lap Tm	Diff	Time of Day
(177) Andreas Jähne			
1	1:13.519	+0.884	9:18:16.093
2	1:13.325	+0.690	9:19:29.418
3	1:12.635		9:20:42.053
4	1:14.370	+1.735	9:21:56.423
5	1:13.450	+0.815	9:23:09.873
6	1:18.753	+6.118	9:24:28.626
7	1:12.652	+0.017	9:25:41.278
8	1:12.665	+0.030	9:26:53.943
9	1:14.127	+1.492	9:28:08.070

Lap	Lap Tm	Diff	Time of Day
(83) Bertil Thorsson			
1	1:19.993	+7.098	9:18:02.799
2	1:17.538	+4.643	9:19:20.337
3	1:13.538	+0.643	9:20:33.875
4	1:14.244	+1.349	9:21:48.119
5	1:12.895		9:23:01.014
6	1:13.457	+0.562	9:24:14.471
7	1:13.339	+0.444	9:25:27.810
8	1:14.154	+1.259	9:26:41.964
9	1:14.609	+1.714	9:27:56.573

Lap	Lap Tm	Diff	Time of Day
(86) Björn Mullaart			
1	1:16.574	+3.678	9:19:03.159

Qualifying (12:00 Time) started at 9:14:57

Lap	Lap Tm	Diff	Time of Day
2	1:13.716	+0.820	9:20:16.875
3	1:15.071	+2.175	9:21:31.946
4	1:14.593	+1.697	9:22:46.539
5	1:14.211	+1.315	9:24:00.750
6	1:13.438	+0.542	9:25:14.188
7	1:14.428	+1.532	9:26:28.616
8	1:12.896		9:27:41.512

(90) Christoffer Waern

1	1:18.312	+5.283	9:18:00.675
2	1:14.753	+1.724	9:19:15.428
3	1:14.406	+1.377	9:20:29.834
4	1:13.132	+0.103	9:21:42.966
5	1:14.192	+1.163	9:22:57.158
6	1:13.029		9:24:10.187
7	1:15.007	+1.978	9:25:25.194
8	1:13.341	+0.312	9:26:38.535
9	1:13.808	+0.779	9:27:52.343

(97) Jimmy Vissned

1	1:19.170	+5.688	9:19:28.215
2	1:13.483	+0.001	9:20:41.698
3	1:20.548	+7.066	9:22:02.246
4	1:13.482		9:23:15.728
5	1:18.457	+4.975	9:24:34.185
6	1:13.912	+0.430	9:25:48.097
7	1:15.728	+2.246	9:27:03.825

(65) Ulf Wärnberg

1	1:14.829	+1.346	9:19:13.983
2	1:17.522	+4.039	9:20:31.505
3	3:05.683	+1:52.200	9:23:37.188
4	1:13.483		9:24:50.671
5	1:13.485	+0.002	9:26:04.156
6	1:13.936	+0.453	9:27:18.092

(76) Andreas Eckemark

1	1:15.535	+2.014	9:19:29.303
2	1:19.791	+6.270	9:20:49.094
3	1:13.569	+0.048	9:22:02.663
4	1:25.536	+12.015	9:23:28.199
5	1:13.521		9:24:41.720
6	1:14.373	+0.852	9:25:56.093
7	1:18.307	+4.786	9:27:14.400

(40) Anders Johansson

1	1:21.314	+7.474	9:18:41.090
2	1:14.980	+1.140	9:19:56.070
3	1:24.833	+10.993	9:21:20.903
4	1:15.114	+1.274	9:22:36.017
5	1:13.840		9:23:49.857
6	1:30.178	+16.338	9:25:20.035
7	1:22.965	+9.125	9:26:43.000
8	1:14.208	+0.368	9:27:57.208

(70) Christian Lund

1	2:33.003	+1:18.712	9:20:38.625
2	1:16.118	+1.827	9:21:54.743
3	1:14.291		9:23:09.034
4	1:15.303	+1.012	9:24:24.337
5	1:15.277	+0.986	9:25:39.614

(171) Anders Agfors

1	1:20.633	+6.075	9:19:20.195
2	1:15.296	+0.738	9:20:35.491
3	1:16.559	+2.001	9:21:52.050

Lap	Lap Tm	Diff	Time of Day
4	1:14.764	+0.206	9:23:06.814
5	1:14.558		9:24:21.372
6	1:26.898	+12.340	9:25:48.270

(84) Nils-Erik Persson

1	1:19.251	+4.368	9:18:21.146
2	1:17.036	+2.153	9:19:38.182
3	1:15.783	+0.900	9:20:53.965
4	1:16.453	+1.570	9:22:10.418
5	1:14.976	+0.093	9:23:25.394
6	1:14.883		9:24:40.277
7	1:15.149	+0.266	9:25:55.426
8	1:14.948	+0.065	9:27:10.374

(91) Conny Lundell

1	1:19.273	+3.570	9:18:18.903
2	1:18.214	+2.511	9:19:37.117
3	1:16.266	+0.563	9:20:53.383
4	1:20.638	+4.935	9:22:14.021
5	1:15.822	+0.119	9:23:29.843
6	1:15.916	+0.213	9:24:45.759
7	1:16.379	+0.676	9:26:02.138
8	1:15.703		9:27:17.841

(94) Dan Pettersson Berg

1	1:18.633	+2.812	9:18:46.486
2	1:18.823	+3.002	9:20:05.309
3	1:19.889	+4.068	9:21:25.198
4	1:21.113	+5.292	9:22:46.311
5	1:16.493	+0.672	9:24:02.804
6	1:16.652	+0.831	9:25:19.456
7	1:16.534	+0.713	9:26:35.990
8	1:15.821		9:27:51.811

(74) Hans Nordström

1	1:16.894		9:18:43.742
2	1:18.686	+1.792	9:20:02.428

(95) Peter Alzén

1	1:17.840	+0.674	9:18:37.085
2	1:17.987	+0.821	9:19:55.072
3	1:18.233	+1.067	9:21:13.305
4	1:17.166		9:22:30.471
5	1:17.571	+0.405	9:23:48.042
6	1:18.627	+1.461	9:25:06.669

(49) Jonas Christensen

1	1:22.866	+4.146	9:18:40.079
2	1:24.458	+5.738	9:20:04.537
3	1:19.774	+1.054	9:21:24.311
4	1:18.720		9:22:43.031
5	1:19.553	+0.833	9:24:02.584
6	1:24.265	+5.545	9:25:26.849
7	1:22.666	+3.946	9:26:49.515
8	1:20.260	+1.540	9:28:09.775

(155) Jan-Eric Lindgren

1	1:15.912	+2.108	9:19:15.901
2	1:16.195	+2.391	9:20:32.096
3	1:14.268	+0.464	9:21:46.364
4	1:13.874	+0.070	9:23:00.238
5	1:15.515	+1.711	9:24:15.753
6	1:13.804		9:25:29.557
7	1:15.093	+1.289	9:26:44.650
8	1:14.164	+0.360	9:27:58.814

Svenskt Sportvagnsmeeting 2015

02 Roadsport C

Ring Knutstorp 2,070 km

Race 1

2015-07-04 14:02

Race (11:00 and 1 Laps)

POLE POSITION

1

1 89 Erik Blixt 1:09.165

2

62 Christer Gellerstedt 1:09.348

2

3 82 Anders Träff 1:10.277

4

73 Niklas Kristiansson 1:10.397

3

5 81 Ulf Andersson 1:10.786
--

6

64 Thomas Thorén 1:11.055

4

7 77 Johan Hedström 1:11.127

8

80 Björn Niklasson 1:11.248

5

9 71 Rikard Niva 1:11.370
--

10

88 Fredrik Olsson 1:11.793

6

11 98 Dennis Kullman 1:11.807
--

12

75 Olle Olsson 1:11.875

7

13 67 Hans Drangel 1:12.116
--

14

96 Oskar Jakobsson 1:12.116

8

15 68 Alexander Mullaart 1:12.534
--

16

87 Philip Carlsson 1:12.612

9

17 78 Thomas Pihl 1:12.629

18

177 Andreas Jähnke 1:12.635

10

19 83 Bertil Thorsson 1:12.895

20

86 Björn Mullaart 1:12.896

Tidtagning

Orbits

Tävlingsledare

Tävlingssekreterare

Jury ordförande

Printed: 2015-07-04 09:42:18

www.mylaps.com

Licensed to: Race Consulting Sweden AB

Page 1/2

Svenskt Sportvagnsmeeting 2015

02 Roadsport C

Ring Knutstorp 2,070 km

Race 1

2015-07-04 14:02

Race (11:00 and 1 Laps)

11

21

90 Christoffer Waern
1:13.029

22

97 Jimmy Vissned
1:13.482

12

23

65 Ulf Wärnberg
1:13.483

24

76 Andreas Eckemark
1:13.521

13

25

40 Anders Johansson
1:13.840

26

70 Christian Lund
1:14.291

14

27

171 Anders Agfors
1:14.558

28

84 Nils-Erik Persson
1:14.883

15

29

91 Conny Lundell
1:15.703

30

94 Dan Pettersson Berg
1:15.821

16

31

74 Hans Nordström
1:16.894

32

95 Peter Alzén
1:17.166

17

33

49 Jonas Christensen
1:18.720

34

155 Jan-Eric Lindgren
1:13.804

18

35

50 Ola Flodin

36

79 Mattias Pålsson

Tidtagning

Orbits

Tävlingsledare

Tävlingssekreterare

Jury ordförande

Printed: 2015-07-04 09:42:18

www.mylaps.com

Licensed to: Race Consulting Sweden AB

Page 2/2

**BILSPORT****Rally & Racing**
FOLKRACE • KARTING • RALLYCROSS • ÖVRIG BILSPORT**NOSTALGIA**
MAGAZINE**KLASSISKA BILAR****Teknikens Värld**
ALLT OM BILEN

euro finans

**Svenskt Sportvagnsmeeting 2015****Sorted on Laps**


02 Roadsport C

Ring Knutstorp 2,070 km

Race 1

2015-07-04 14:02

Race (11:00 and 1 Laps) started at 14:06:53



Pos	PIC	No.	Name	Class	Laps	Diff	Gap	Total Tm	Best Tm	Nat/State	Sponsor
1	1	71	Rikard Niva	Roadsport C	11			12:50.000	1:08.243	Sverige	
2	2	89	Erik Blixt	Roadsport C	11	2.062	2.062	12:52.062	1:09.289	SWE	
3	3	62	Christer Gellerstedt	Roadsport C	11	2.652	0.590	12:52.652	1:09.387	sverige	
4	4	73	Niklas Kristiansson	Roadsport C	11	22.730	20.078	13:12.730	1:11.129	Sverige	
5	5	82	Anders Träff	Roadsport C	11	22.731	0.001	13:12.731	1:10.358	Sverige	
6	6	64	Thomas Thorén	Roadsport C	11	23.080	0.349	13:13.080	1:10.899	Sverige	
7	7	81	Ulf Andersson	Roadsport C	11	26.837	3.757	13:16.837	1:11.209	Sweden	
8	8	98	Dennis Kullman	Roadsport C	11	39.375	12.538	13:29.375	1:11.678	Sverige	
9	9	77	Johan Hedström	Roadsport C	11	42.345	2.970	13:32.345	1:12.081	Sverige	
10	10	88	Fredrik Olsson	Roadsport C	11	44.999	2.654	13:34.999	1:11.972	Sweden	
11	11	75	Olle Olsson	Roadsport C	11	46.393	1.394	13:36.393	1:12.522	Sverige	
12	12	177	Andreas Jähnke	Roadsport C	11	48.674	2.281	13:38.674	1:12.756	Sverige	
13	13	96	Oskar Jakobsson	Roadsport C	11	50.414	1.740	13:40.414	1:12.759	Sverige	
14	14	80	Björn Niklasson	Roadsport C	11	50.749	0.335	13:40.749	1:11.975	Sverige	
15	15	67	Hans Drangel	Roadsport C	11	51.398	0.649	13:41.398	1:12.753	Sverige	
16	16	86	Björn Mullaart	Roadsport C	11	53.625	2.227	13:43.625	1:12.488	Sverige	
17	17	68	Alexander Mullaart	Roadsport C	11	56.775	3.150	13:46.775	1:12.631	Sverige	
18	18	97	Jimmy Visshed	Roadsport C	11	59.658	2.883	13:49.658	1:13.641	Sverige	
19	19	90	Christoffer Waern	Roadsport C	11	1:00.010	0.352	13:50.010	1:13.094	Sverige	
20	20	76	Andreas Eckemark	Roadsport C	11	1:01.474	1.464	13:51.474	1:13.604	Sverige	
21	21	65	Ulf Wörnberg	Roadsport C	11	1:01.618	0.144	13:51.618	1:13.313	Sverige	
22	22	74	Hans Nordström	Roadsport C	11	1:07.154	5.536	13:57.154	1:13.501	Sverige	
23	23	155	Jan-Eric Lindgren	Roadsport C	11	1:09.613	2.459	13:59.613	1:14.073	Sverige	
24	24	94	Dan Pettersson Berg	Roadsport C	11	1:12.438	2.825	14:02.438	1:14.468	Sverige	
25	25	171	Anders Agfors	Roadsport C	10	1 Lap	1 Lap	12:58.176	1:14.967	Sverige	
26	26	70	Christian Lund	Roadsport C	10	1 Lap	4.366	13:02.542	1:14.879	Sweden	
27	27	84	Nils-Erik Persson	Roadsport C	10	1 Lap	6.476	13:09.018	1:15.195	Sverige	
28	28	91	Conny Lundell	Roadsport C	10	1 Lap	12.209	13:21.227	1:16.445	Sverige	
29	29	49	Jonas Christensen	Roadsport C	10	1 Lap	10.239	13:31.466	1:18.701	SWE	

Not classified (75% = 8 Laps)

Tidtagning/Magnus Carlsson
Tävlingsledare/Max Dymling
Tävlingssekreterare/Mats Ek
Jury ordförande/Mikael Karlstedt

Orbits

www.mylaps.com

Licensed to: Race Consulting Sweden AB

**BILSPORT****Rally & Racing**
FOLKRACE • KARTING • RALLYCROSS • ÖVRIG BILSPORT**NOSTALGIA**
MAGAZINE**KLASSISKA BILAR****Teknikens
Värld**
ALLT OM BILEN**euro finans****Svenskt Sportvagnsmeeting 2015****Sorted on Laps**


02 Roadsport C

Ring Knutstorp 2,070 km

Race 1

2015-07-04 14:02

Race (11:00 and 1 Laps) started at 14:06:53



<i>Pos</i>	<i>PIC</i>	<i>No.</i>	<i>Name</i>	<i>Class</i>	<i>Laps</i>	<i>Diff</i>	<i>Gap</i>	<i>Total Tm</i>	<i>Best Tm</i>	<i>Nat/State</i>	<i>Sponsor</i>
78			Thomas Pihl	Roadsport C	7	4 Laps	3 Laps	8:43.581	1:12.567	Sverige	
83			Bertil Thorsson	Roadsport C	6	5 Laps	1 Lap	7:33.889	1:12.864	Sverige	
87			Philip Carlson	Roadsport C	5	6 Laps	1 Lap	6:20.189	1:12.936	Sverige	
95			Peter Alzèn	Roadsport C	3	8 Laps	2 Laps	4:34.687	1:19.998	Sverige	
40			Anders Johansson	Roadsport C	1	10 Laps	2 Laps	1:28.586		Sverige	
50			Ola Flodin	Roadsport C						Sverige	
79			Mattias Pålsson	Roadsport C						Swe	

Tidtagning/Magnus Carlsson
 Tävlingsledare/Max Dymling
 Tävlingssekreterare/Mats Ek
 Jury ordförande/Mikael Karlstedt
 Printed: 2015-07-04 14:26:41

Orbits

www.mylaps.com
 Licensed to: Race Consulting Sweden AB

Page 2/2

Svenskt Sportvagnsmeeting 2015

02 Roadsport C

Ring Knutstorp 2,070 km

Race 1

2015-07-04 14:02

Race (11:00 and 1 Laps) started at 14:06:53

Lap	Lap Tm	Diff	Time of Day
(71) Rikard Niva			
1			14:08:10.382
2	1:08.243		14:09:18.625
3	1:09.313	+1.070	14:10:27.938
4	1:09.937	+1.694	14:11:37.875
5	1:09.101	+0.858	14:12:46.976
6	1:09.181	+0.938	14:13:56.157
7	1:08.399	+0.156	14:15:04.556
8	1:08.683	+0.440	14:16:13.239
9	1:08.848	+0.605	14:17:22.087
10	1:11.278	+3.035	14:18:33.365
11	1:09.826	+1.583	14:19:43.191

Lap	Lap Tm	Diff	Time of Day
(89) Erik Blixt			
1			14:08:08.253
2	1:09.787	+0.498	14:09:18.040
3	1:09.398	+0.109	14:10:27.438
4	1:09.505	+0.216	14:11:36.943
5	1:09.289		14:12:46.232
6	1:09.697	+0.408	14:13:55.929
7	1:09.847	+0.558	14:15:05.776
8	1:09.419	+0.130	14:16:15.195
9	1:09.617	+0.328	14:17:24.812
10	1:10.921	+1.632	14:18:35.733
11	1:09.520	+0.231	14:19:45.253

Lap	Lap Tm	Diff	Time of Day
(62) Christer Gellerstedt			
1			14:08:07.928
2	1:09.754	+0.367	14:09:17.682
3	1:09.473	+0.086	14:10:27.155
4	1:10.345	+0.958	14:11:37.500
5	1:09.387		14:12:46.887
6	1:09.910	+0.523	14:13:56.797
7	1:09.562	+0.175	14:15:06.359
8	1:09.659	+0.272	14:16:16.018
9	1:10.334	+0.947	14:17:26.352
10	1:10.042	+0.655	14:18:36.394
11	1:09.449	+0.062	14:19:45.843

Lap	Lap Tm	Diff	Time of Day
(73) Niklas Kristiansson			
1			14:09:21.349
2	1:11.298	+0.169	14:10:32.647
3	1:12.251	+1.122	14:11:44.898
4	1:11.404	+0.275	14:12:56.302
5	1:11.394	+0.265	14:14:07.696
6	1:11.979	+0.850	14:15:19.675
7	1:11.724	+0.595	14:16:31.399
8	1:11.129		14:17:42.528
9	1:11.569	+0.440	14:18:54.097
10	1:11.824	+0.695	14:20:05.921

Lap	Lap Tm	Diff	Time of Day
(82) Anders Tråff			
1			14:08:12.304
2	1:10.358		14:09:22.662
3	1:10.511	+0.153	14:10:33.173
4	1:12.397	+2.039	14:11:45.570
5	1:11.502	+1.144	14:12:57.072
6	1:11.465	+1.107	14:14:08.537
7	1:11.139	+0.781	14:15:19.676
8	1:12.516	+2.158	14:16:32.192
9	1:11.347	+0.989	14:17:43.539
10	1:11.032	+0.674	14:18:54.571
11	1:11.351	+0.993	14:20:05.922

Lap	Lap Tm	Diff	Time of Day
(64) Thomas Thorén			
1			14:08:15.057

Lap	Lap Tm	Diff	Time of Day
1			14:08:12.789
2	1:10.992	+0.093	14:09:23.781
3	1:11.400	+0.501	14:10:35.181
4	1:10.899		14:11:46.080
5	1:11.231	+0.332	14:12:57.311
6	1:12.137	+1.238	14:14:09.448
7	1:11.050	+0.151	14:15:20.498
8	1:12.325	+1.426	14:16:32.823
9	1:11.340	+0.441	14:17:44.163
10	1:11.043	+0.144	14:18:55.206
11	1:11.065	+0.166	14:20:06.271

Lap	Lap Tm	Diff	Time of Day
(81) Ulf Andersson			
1			14:08:13.492
2	1:11.502	+0.293	14:09:24.994
3	1:11.655	+0.446	14:10:36.649
4	1:11.505	+0.296	14:11:48.154
5	1:11.670	+0.461	14:12:59.824
6	1:11.302	+0.093	14:14:11.126
7	1:11.209		14:15:22.335
8	1:11.472	+0.263	14:16:33.807
9	1:12.190	+0.981	14:17:45.997
10	1:11.871	+0.662	14:18:57.868
11	1:12.160	+0.951	14:20:10.028

Lap	Lap Tm	Diff	Time of Day
(98) Dennis Kullman			
1			14:08:17.367
2	1:13.160	+1.482	14:09:30.527
3	1:12.388	+0.710	14:10:42.915
4	1:13.250	+1.572	14:11:56.165
5	1:12.071	+0.393	14:13:08.236
6	1:13.157	+1.479	14:14:21.393
7	1:13.006	+1.328	14:15:34.399
8	1:11.678		14:16:46.077
9	1:11.941	+0.263	14:17:58.018
10	1:11.807	+0.129	14:19:09.825
11	1:12.741	+1.063	14:20:22.566

Lap	Lap Tm	Diff	Time of Day
(77) Johan Hedström			
1			14:08:15.883
2	1:12.655	+0.574	14:09:28.538
3	1:12.192	+0.111	14:10:40.730
4	1:12.185	+0.104	14:11:52.915
5	1:13.197	+1.116	14:13:06.112
6	1:14.804	+2.723	14:14:20.916
7	1:13.945	+1.864	14:15:34.861
8	1:12.408	+0.327	14:16:47.269
9	1:12.081		14:17:59.350
10	1:12.297	+0.216	14:19:11.647
11	1:13.889	+1.808	14:20:25.536

Lap	Lap Tm	Diff	Time of Day
(88) Fredrik Olsson			
1			14:08:14.076
2	1:12.558	+0.586	14:09:26.634
3	1:11.972		14:10:38.606
4	1:12.635	+0.663	14:11:51.241
5	1:13.973	+2.001	14:13:05.214
6	1:15.728	+3.756	14:14:20.942
7	1:14.750	+2.778	14:15:35.692
8	1:13.888	+1.916	14:16:49.580
9	1:12.497	+0.525	14:18:02.077
10	1:13.478	+1.506	14:19:15.555
11	1:12.635	+0.663	14:20:28.190

Lap	Lap Tm	Diff	Time of Day
(75) Olle Olsson			
1			14:08:15.057

Lap	Lap Tm	Diff	Time of Day
2	1:13.126	+0.604	14:09:28.183
3	1:13.499	+0.977	14:10:41.682
4	1:13.334	+0.812	14:11:55.016
5	1:12.522		14:13:07.538
6	1:13.593	+1.071	14:14:21.131
7	1:15.159	+2.637	14:15:36.290
8	1:13.751	+1.229	14:16:50.041
9	1:12.906	+0.384	14:18:02.947
10	1:13.700	+1.178	14:19:16.647
11	1:12.937	+0.415	14:20:29.584

Lap	Lap Tm	Diff	Time of Day
(177) Andreas Jähneke			
1			14:08:20.172
2	1:12.756		14:09:32.928
3	1:12.927	+0.171	14:10:45.855
4	1:12.883	+0.127	14:11:58.738
5	1:13.333	+0.577	14:13:12.071
6	1:13.204	+0.448	14:14:25.275
7	1:12.820	+0.064	14:15:38.095
8	1:13.482	+0.726	14:16:51.577
9	1:12.802	+0.046	14:18:04.379
10	1:12.935	+0.179	14:19:17.314
11	1:14.551	+1.795	14:20:31.865

Lap	Lap Tm	Diff	Time of Day
(96) Oskar Jakobsson			
1			14:08:18.881
2	1:12.882	+0.123	14:09:31.763
3	1:12.759		14:10:44.522
4	1:12.772	+0.013	14:11:57.294
5	1:13.392	+0.633	14:13:10.686
6	1:12.945	+0.186	14:14:23.631
7	1:13.872	+1.113	14:15:37.503
8	1:13.352	+0.593	14:16:50.855
9	1:12.839	+0.080	14:18:03.694
10	1:13.164	+0.405	14:19:16.858
11	1:16.747	+3.988	14:20:33.605

Lap	Lap Tm	Diff	Time of Day
(80) Björn Niklasson			
1			14:08:14.649
2	1:12.469	+0.494	14:09:27.118
3	1:11.975		14:10:39.093
4	1:12.497	+0.522	14:11:51.590
5	1:13.880	+1.905	14:13:05.470
6	1:14.922	+2.947	14:14:20.392
7	1:14.339	+2.364	14:15:34.731
8	1:14.212	+2.237	14:16:48.943
9	1:12.871	+0.896	14:18:01.814
10	1:14.583	+2.608	14:19:16.397
11	1:17.543	+5.568	14:20:33.940

Lap	Lap Tm	Diff	Time of Day
(67) Hans Drangel			
1			14:08:20.022
2	1:13.750	+0.997	14:09:33.772
3	1:12.850	+0.097	14:10:46.622
4	1:13.115	+0.362	14:11:59.737
5	1:13.922	+1.169	14:13:13.659
6	1:12.939	+0.186	14:14:26.598
7	1:14.134	+1.381	14:15:40.732
8	1:13.094	+0.341	14:16:53.826
9	1:12.753		14:18:06.579
10	1:14.073	+1.320	14:19:20.652
11	1:13.937	+1.184	14:20:34.589

Lap	Lap Tm	Diff	Time of Day
(86) Björn Mullaart			
1			14:08:22.038
2	1:14.892	+2.404	14:09:36.930

Tidtagning/Magnus Carlsson

Orbits

Tävlingsledare/Max Dymling

Tävlingssekreterare/Mats Ek

Jury ordförande/Mikael Karlstedt

Printed: 2015-07-04 14:29:28

www.mylaps.com

Licensed to: Race Consulting Sweden AB

Page 1/3

Svenskt Sportvagnsmeeting 2015

02 Roadsport C

Ring Knutstorp 2,070 km

Race 1

2015-07-04 14:02

Race (11:00 and 1 Laps) started at 14:06:53

Lap	Lap Tm	Diff	Time of Day
3	1:13.006	+0.518	14:10:49.936
4	1:12.933	+0.445	14:12:02.869
5	1:13.120	+0.632	14:13:15.989
6	1:12.857	+0.369	14:14:28.846
7	1:14.807	+2.319	14:15:43.653
8	1:12.488		14:16:56.141
9	1:12.912	+0.424	14:18:09.053
10	1:12.878	+0.390	14:19:21.931
11	1:14.885	+2.397	14:20:36.816

(68) Alexander Mullaart

1			14:08:16.740
2	1:12.631		14:09:29.371
3	1:12.684	+0.053	14:10:42.055
4	1:14.890	+2.259	14:11:56.945
5	1:14.460	+1.829	14:13:11.405
6	1:14.585	+1.954	14:14:25.990
7	1:13.333	+0.702	14:15:39.323
8	1:13.210	+0.579	14:16:52.533
9	1:13.162	+0.531	14:18:05.695
10	1:14.660	+2.029	14:19:20.355
11	1:19.611	+6.980	14:20:39.966

(97) Jimmy Visshed

1			14:08:19.891
2	1:15.804	+2.163	14:09:35.695
3	1:14.112	+0.471	14:10:49.807
4	1:13.974	+0.333	14:12:03.781
5	1:14.120	+0.479	14:13:17.901
6	1:13.662	+0.021	14:14:31.563
7	1:13.641		14:15:45.204
8	1:14.345	+0.704	14:16:59.549
9	1:14.331	+0.690	14:18:13.880
10	1:14.382	+0.741	14:19:28.262
11	1:14.587	+0.946	14:20:42.849

(90) Christoffer Waern

1			14:08:21.588
2	1:15.707	+2.613	14:09:37.295
3	1:13.659	+0.565	14:10:50.954
4	1:13.094		14:12:04.048
5	1:14.128	+1.034	14:13:18.176
6	1:13.718	+0.624	14:14:31.894
7	1:15.960	+2.866	14:15:47.854
8	1:13.504	+0.410	14:17:01.358
9	1:13.104	+0.010	14:18:14.462
10	1:14.186	+1.092	14:19:28.648
11	1:14.553	+1.459	14:20:43.201

(76) Andreas Eckemark

1			14:08:22.842
2	1:14.769	+1.165	14:09:37.611
3	1:14.076	+0.472	14:10:51.687
4	1:13.889	+0.285	14:12:05.576
5	1:13.604		14:13:19.180
6	1:13.794	+0.190	14:14:32.974
7	1:15.119	+1.515	14:15:48.093
8	1:13.881	+0.277	14:17:01.974
9	1:13.783	+0.179	14:18:15.757
10	1:14.426	+0.822	14:19:30.183
11	1:14.482	+0.878	14:20:44.665

(65) Ulf Wårnberg

1			14:08:23.814
2	1:14.779	+1.466	14:09:38.593
3	1:13.718	+0.405	14:10:52.311

Lap	Lap Tm	Diff	Time of Day
4	1:14.046	+0.733	14:12:06.357
5	1:13.313		14:13:19.670
6	1:14.491	+1.178	14:14:34.161
7	1:14.694	+1.381	14:15:48.855
8	1:14.159	+0.846	14:17:03.014
9	1:13.563	+0.250	14:18:16.577
10	1:14.012	+0.699	14:19:30.589
11	1:14.220	+0.907	14:20:44.809

(74) Hans Nordström

1			14:08:22.994
2	1:16.506	+3.005	14:09:39.500
3	1:13.743	+0.242	14:10:53.243
4	1:13.761	+0.260	14:12:07.004
5	1:13.501		14:13:20.505
6	1:14.351	+0.850	14:14:34.856
7	1:14.739	+1.238	14:15:49.595
8	1:14.502	+1.001	14:17:04.097
9	1:16.945	+3.444	14:18:21.042
10	1:14.646	+1.145	14:19:35.688
11	1:14.657	+1.156	14:20:50.345

(155) Jan-Eric Lindgren

1			14:08:24.423
2	1:15.429	+1.356	14:09:39.852
3	1:15.618	+1.545	14:10:55.470
4	1:14.777	+0.704	14:12:10.247
5	1:14.626	+0.553	14:13:24.873
6	1:14.186	+0.113	14:14:39.059
7	1:14.982	+0.909	14:15:54.041
8	1:14.073		14:17:08.114
9	1:14.879	+0.806	14:18:22.993
10	1:14.906	+0.833	14:19:37.899
11	1:14.905	+0.832	14:20:52.804

(94) Dan Pettersson Berg

1			14:08:26.105
2	1:16.357	+1.889	14:09:42.462
3	1:15.797	+1.329	14:10:58.259
4	1:14.732	+0.264	14:12:12.991
5	1:14.887	+0.419	14:13:27.878
6	1:14.723	+0.255	14:14:42.601
7	1:14.468		14:15:57.069
8	1:14.469	+0.001	14:17:11.538
9	1:14.558	+0.090	14:18:26.096
10	1:14.696	+0.228	14:19:40.792
11	1:14.837	+0.369	14:20:55.629

(171) Anders Agfors

1			14:08:25.174
2	1:16.850	+1.883	14:09:42.024
3	1:16.755	+1.788	14:10:58.779
4	1:14.967		14:12:13.746
5	1:15.395	+0.428	14:13:29.141
6	1:17.488	+2.521	14:14:46.629
7	1:16.354	+1.387	14:16:02.983
8	1:15.922	+0.955	14:17:18.905
9	1:16.045	+1.078	14:18:34.950
10	1:16.417	+1.450	14:19:51.367

(70) Christian Lund

1			14:08:24.841
2	2:32.096	+1:17.217	14:10:56.937
3	1:15.447	+0.568	14:12:12.384
4	1:14.879		14:13:27.263
5	1:19.601	+4.722	14:14:46.864

Lap	Lap Tm	Diff	Time of Day
6	5:08.869	+3:53.990	14:19:55.733

(84) Nils-Erik Persson

1			14:08:24.329
2	1:17.230	+2.035	14:09:41.559
3	1:15.923	+0.728	14:10:57.482
4	1:15.447	+0.252	14:12:12.929
5	1:15.713	+0.518	14:13:28.642
6	1:15.195		14:14:43.837
7	1:19.766	+4.571	14:16:03.603
8	1:19.389	+4.194	14:17:22.992
9	1:19.774	+4.579	14:18:42.766
10	1:19.443	+4.248	14:20:02.209

(91) Conny Lundell

1			14:08:28.212
2	1:17.319	+0.874	14:09:45.531
3	1:16.806	+0.361	14:11:02.337
4	1:16.445		14:12:18.782
5	1:16.954	+0.509	14:13:35.736
6	1:18.703	+2.258	14:14:54.439
7	1:18.540	+2.095	14:16:12.979
8	1:21.467	+5.022	14:17:34.446
9	1:18.459	+2.014	14:18:52.905
10	1:21.513	+5.068	14:20:14.418

(49) Jonas Christensen

1			14:08:28.004
2	1:19.955	+1.254	14:09:47.959
3	1:18.862	+0.161	14:11:06.821
4	1:19.343	+0.642	14:12:26.164
5	1:19.206	+0.505	14:13:45.370
6	1:19.863	+1.162	14:15:05.233
7	1:19.627	+0.926	14:16:24.860
8	1:21.467	+2.766	14:17:46.327
9	1:19.629	+0.928	14:19:05.956
10	1:18.701		14:20:24.657

(78) Thomas Pihl

1			14:08:17.718
2	1:13.258	+0.691	14:09:30.976
3	1:12.567		14:10:43.543
4	1:13.597	+1.030	14:11:57.140
5	1:13.137	+0.570	14:13:10.277
6	1:12.960	+0.393	14:14:23.237
7	1:13.535	+0.968	14:15:36.772

(83) Bertil Thorsson

1			14:08:20.574
2	1:13.762	+0.898	14:09:34.336
3	1:13.196	+0.332	14:10:47.532
4	1:12.864		14:12:00.396
5	1:13.563	+0.699	14:13:13.959
6	1:13.121	+0.257	14:14:27.080

(87) Philip Carlsson

1			14:08:18.174
2	1:13.400	+0.464	14:09:31.574
3	1:12.936		14:10:44.510
4	1:13.848	+0.912	14:11:58.358
5	1:15.022	+2.086	14:13:13.380

(95) Peter Alzèn

1			14:08:28.612
2	1:19.998		14:09:48.610
p3	1:39.268	+19.270	14:11:27.878

Tidtagning/Magnus Carlsson

Orbits

Tävlingsledare/Max Dymling

Tävlingssekreterare/Mats Ek

Jury ordförande/Mikael Karlstedt

Printed: 2015-07-04 14:29:28

www.mylaps.com

Licensed to: Race Consulting Sweden AB

Page 2/3

Svenskt Sportvagnsmeeting 2015


02 Roadsport C

Ring Knutstorp 2,070 km

Race 1

2015-07-04 14:02

Race (11:00 and 1 Laps) started at 14:06:53



Lap	Lap Tm	Diff	Time of Day	Lap	Lap Tm	Diff	Time of Day	Lap	Lap Tm	Diff	Time of Day
(40) Anders Johansson											
1			14:08:21.777								

Svenskt Sportvagnsmeeting 2015

02 Roadsport C

Ring Knutstorp 2,070 km

Race 2

2015-07-05 11:13

Race (12:00 and 1 Laps)

POLE POSITION

1	1 64 Thomas Thorén	2 82 Anders Träff
2	3 73 Niklas Kristiansson	4 62 Christer Gellerstedt
3	5 89 Erik Blixt	6 71 Rikard Niva
4	7 81 Ulf Andersson	8 98 Dennis Kullman
5	9 77 Johan Hedström	10 88 Fredrik Olsson
6	11 75 Olle Olsson	12 177 Andreas Jähneke
7	13 96 Oskar Jakobsson	14 80 Björn Niklasson
8	15 67 Hans Drangel	16 86 Björn Mullaart
9	17 68 Alexander Mullaart	18 97 Jimmy Vissled
10	19 90 Christoffer Waern	20 76 Andreas Eckemark

11

21

65 Ulf Wörnberg

22

74 Hans Nordström

12

23

155 Jan-Eric Lindgren

24

94 Dan Pettersson Berg

13

25

171 Anders Agfors

26

70 Christian Lund

14

27

84 Nils-Erik Persson

28

91 Conny Lundell

15

29

49 Jonas Christensen

30

78 Thomas Pihl

16

31

83 Bertil Thorsson

32

87 Philip Carlson

17

33

95 Peter Alzèn

34

40 Anders Johansson

**BILSPORT****Rally & Racing**
FOLKRADE • KARTING • RALLYCROSS • ÖVRIG BILSPORT**NOSTALGIA**
MAGAZINE**KLASSISKA BILAR****Teknikens Värld**
ALLT OM BILEN

euro finans

**Svenskt Sportvagnsmeeting 2015****Sorted on Laps**


02 Roadsport C

Ring Knutstorp 2,070 km

Race 2

2015-07-05 11:13

Race (12:00 and 1 Laps) started at 11:11:34



Pos	PIC	No.	Name	Class	Laps	Diff	Gap	Total Tm	Best Tm	Nat/State	Sponsor
1	1	71	Rikard Niva	Roadsport C	12			13:59.838	1:08.245	Sverige	
2	2	62	Christer Gellerstedt	Roadsport C	12	3.853	3.853	14:03.691	1:09.417	sverige	
3	3	89	Erik Blixt	Roadsport C	12	6.601	2.748	14:06.439	1:09.337	SWE	
4	4	73	Niklas Kristiansson	Roadsport C	12	26.045	19.444	14:25.883	1:10.731	Sverige	
5	5	64	Thomas Thorén	Roadsport C	12	26.263	0.218	14:26.101	1:11.246	Sverige	
6	6	81	Ulf Andersson	Roadsport C	12	28.401	2.138	14:28.239	1:11.008	Sweden	
7	7	82	Anders Träff	Roadsport C	12	29.262	0.861	14:29.100	1:10.953	Sverige	
8	8	98	Dennis Kullman	Roadsport C	12	36.223	6.961	14:36.061	1:11.686	Sverige	
9	9	77	Johan Hedström	Roadsport C	12	38.585	2.362	14:38.423	1:11.840	Sverige	
10	10	75	Olle Olsson	Roadsport C	12	40.288	1.703	14:40.126	1:11.770	Sverige	
11	11	96	Oskar Jakobsson	Roadsport C	12	42.603	2.315	14:42.441	1:12.088	Sverige	
12	12	177	Andreas Jähnke	Roadsport C	12	44.745	2.142	14:44.583	1:12.127	Sverige	
13	13	68	Alexander Mullaart	Roadsport C	12	45.820	1.075	14:45.658	1:12.397	Sverige	
14	14	88	Fredrik Olsson	Roadsport C	12	48.541	2.721	14:48.379	1:11.512	Sweden	
15	15	86	Björn Mullaart	Roadsport C	12	53.748	5.207	14:53.586	1:12.684	Sverige	
16	16	90	Christoffer Waern	Roadsport C	12	58.415	4.667	14:58.253	1:12.705	Sverige	
17	17	67	Hans Drangel	Roadsport C	12	59.419	1.004	14:59.257	1:12.646	Sverige	
18	18	155	Jan-Eric Lindgren	Roadsport C	12	1:01.414	1.995	15:01.252	1:12.893	Sverige	
19	19	97	Jimmy Visshed	Roadsport C	12	1:02.113	0.699	15:01.951	1:12.849	Sverige	
20	20	65	Ulf Wärnberg	Roadsport C	12	1:02.230	0.117	15:02.068	1:12.853	Sverige	
21	21	78	Thomas Pihl	Roadsport C	12	1:04.584	2.354	15:04.422	1:12.625	Sverige	
22	22	76	Andreas Eckemark	Roadsport C	12	1:12.311	7.727	15:12.149	1:14.020	Sverige	
23	23	74	Hans Nordström	Roadsport C	12	1:13.324	1.013	15:13.162	1:14.116	Sverige	
24	24	94	Dan Pettersson Berg	Roadsport C	11	1 Lap	1 Lap	14:01.602	1:14.006	Sverige	
25	25	40	Anders Johansson	Roadsport C	11	1 Lap	2.413	14:04.015	1:14.102	Sverige	
26	26	70	Christian Lund	Roadsport C	11	1 Lap	1.130	14:05.145	1:13.988	Sweden	
27	27	171	Anders Agfors	Roadsport C	11	1 Lap	13.392	14:18.537	1:16.108	Sverige	
28	28	84	Nils-Erik Persson	Roadsport C	11	1 Lap	16.464	14:35.001	1:15.846	Sverige	
29	29	91	Conny Lundell	Roadsport C	11	1 Lap	6.941	14:41.942	1:16.711	Sverige	
30	30	49	Jonas Christensen	Roadsport C	11	1 Lap	0.472	14:42.414	1:16.412	SWE	
31	31	95	Peter Alzèn	Roadsport C	11	1 Lap	0.184	14:42.598	1:16.147	Sverige	

Tidtagning/Magnus Carlsson

Tävlingsledare/Max Dymling

Tävlingssekreterare/Mats Ek

Jury ordförande/Mikael Karlstedt

Printed: 2015-07-05 11:27:36

Orbits

www.mylaps.com

Licensed to: Race Consulting Sweden AB

Page 1/2

**BILSPORT****Rally & Racing**
FOLKRACE • KARTING • RALLYCROSS • ÖVRIG BILSPORT**NOSTALGIA**
MAGAZINE**KLASSISKA BILAR****Teknikens
Värld**
ALLT OM BILEN

euro finans

**Svenskt Sportvagnsmeeting 2015****Sorted on Laps**


02 Roadsport C

Ring Knutstorp 2,070 km

Race 2

2015-07-05 11:13

Race (12:00 and 1 Laps) started at 11:11:34



<i>Pos</i>	<i>PIC</i>	<i>No.</i>	<i>Name</i>	<i>Class</i>	<i>Laps</i>	<i>Diff</i>	<i>Gap</i>	<i>Total Tm</i>	<i>Best Tm</i>	<i>Nat/State</i>	<i>Sponsor</i>
32	32	83	Bertil Thorsson	Roadsport C	9	3 Laps	2 Laps	11:27.115	1:12.945	Sverige	
Not classified (75% = 9 Laps)											
DNF	DNF	87	Philip Carlson	Roadsport C	6	DNF	3 Laps	7:42.298	1:13.497	Sverige	
DNS	DNS	80	Björn Niklasson	Roadsport C		DNF				Sverige	

Tidtagning/Magnus Carlsson
 Tävlingsledare/Max Dymling
 Tävlingssekreterare/Mats Ek
 Jury ordförande/Mikael Karlstedt

Orbits

Svenskt Sportvagnsmeeting 2015

02 Roadsport C

Ring Knutstorp 2,070 km

Race 2

2015-07-05 11:13

Race (12:00 and 1 Laps) started at 11:11:34

Lap	Lap Tm	Diff	Time of Day
(71) Rikard Niva			
1			11:12:52.447
2	1:08.245		11:14:00.692
3	1:08.908	+0.663	11:15:09.600
4	1:08.487	+0.242	11:16:18.087
5	1:08.492	+0.247	11:17:26.579
6	1:08.773	+0.528	11:18:35.352
7	1:08.852	+0.607	11:19:44.204
8	1:10.109	+1.864	11:20:54.313
9	1:09.711	+1.466	11:22:04.024
10	1:10.054	+1.809	11:23:14.078
11	1:09.865	+1.620	11:24:23.943
12	1:10.549	+2.304	11:25:34.492

Lap	Lap Tm	Diff	Time of Day
(62) Christer Gellerstedt			
1			11:12:49.742
2	1:10.007	+0.590	11:13:59.749
3	1:09.707	+0.290	11:15:09.456
4	1:09.862	+0.445	11:16:19.318
5	1:09.417		11:17:28.735
6	1:10.035	+0.618	11:18:38.770
7	1:10.150	+0.733	11:19:48.920
8	1:10.232	+0.815	11:20:59.152
9	1:09.714	+0.297	11:22:08.866
10	1:09.895	+0.478	11:23:18.761
11	1:09.614	+0.197	11:24:28.375
12	1:09.970	+0.553	11:25:38.345

Lap	Lap Tm	Diff	Time of Day
(89) Erik Blixt			
1			11:12:53.163
2	1:10.093	+0.756	11:14:03.256
3	1:09.790	+0.453	11:15:13.046
4	1:09.649	+0.312	11:16:22.695
5	1:09.337		11:17:32.032
6	1:11.065	+1.728	11:18:43.097
7	1:09.426	+0.089	11:19:52.523
8	1:09.578	+0.241	11:21:02.101
9	1:09.995	+0.658	11:22:12.096
10	1:09.416	+0.079	11:23:21.512
11	1:10.026	+0.689	11:24:31.538
12	1:09.555	+0.218	11:25:41.093

Lap	Lap Tm	Diff	Time of Day
(73) Niklas Kristiansson			
1			11:12:54.326
2	1:11.568	+0.837	11:14:05.894
3	1:10.915	+0.184	11:15:16.809
4	1:11.124	+0.393	11:16:27.933
5	1:10.731		11:17:38.664
6	1:10.883	+0.152	11:18:49.547
7	1:11.721	+0.990	11:20:01.268
8	1:11.470	+0.739	11:21:12.738
9	1:11.436	+0.705	11:22:24.174
10	1:11.816	+1.085	11:23:35.990
11	1:12.921	+2.190	11:24:48.911
12	1:11.626	+0.895	11:26:00.537

Lap	Lap Tm	Diff	Time of Day
(64) Thomas Thorén			
1			11:12:51.707
2	1:12.277	+1.031	11:14:03.984
3	1:11.246		11:15:15.230
4	1:11.366	+0.120	11:16:26.596
5	1:11.278	+0.032	11:17:37.874
6	1:11.381	+0.135	11:18:49.255
7	1:11.467	+0.221	11:20:00.722
8	1:11.569	+0.323	11:21:12.291

Lap	Lap Tm	Diff	Time of Day
9	1:12.281	+1.035	11:22:24.572
10	1:11.392	+0.146	11:23:35.964
11	1:12.718	+1.472	11:24:48.682
12	1:12.073	+0.827	11:26:00.755

Lap	Lap Tm	Diff	Time of Day
(81) Ulf Andersson			
1			11:12:54.708
2	1:12.428	+1.420	11:14:07.136
3	1:11.582	+0.574	11:15:18.718
4	1:11.114	+0.106	11:16:29.832
5	1:11.073	+0.065	11:17:40.905
6	1:11.008		11:18:51.913
7	1:11.732	+0.724	11:20:03.645
8	1:11.789	+0.781	11:21:15.434
9	1:11.440	+0.432	11:22:26.874
10	1:11.124	+0.116	11:23:37.998
11	1:13.102	+2.094	11:24:51.100
12	1:11.793	+0.785	11:26:02.893

Lap	Lap Tm	Diff	Time of Day
(82) Anders Träff			
1			11:12:54.045
2	1:12.416	+1.463	11:14:06.461
3	1:12.025	+1.072	11:15:18.486
4	1:11.916	+0.963	11:16:30.402
5	1:11.224	+0.271	11:17:41.626
6	1:10.953		11:18:52.579
7	1:11.378	+0.425	11:20:03.957
8	1:11.809	+0.856	11:21:15.766
9	1:11.536	+0.583	11:22:27.302
10	1:12.611	+1.658	11:23:39.913
11	1:12.163	+1.210	11:24:52.076
12	1:11.678	+0.725	11:26:03.754

Lap	Lap Tm	Diff	Time of Day
(98) Dennis Kullman			
1			11:12:55.851
2	1:12.687	+1.001	11:14:08.538
3	1:12.287	+0.601	11:15:20.825
4	1:11.998	+0.312	11:16:32.823
5	1:11.942	+0.256	11:17:44.765
6	1:12.447	+0.761	11:18:57.212
7	1:12.329	+0.643	11:20:09.541
8	1:12.093	+0.407	11:21:21.634
9	1:12.127	+0.441	11:22:33.761
10	1:12.168	+0.482	11:23:45.929
11	1:11.686		11:24:57.615
12	1:13.100	+1.414	11:26:10.715

Lap	Lap Tm	Diff	Time of Day
(77) Johan Hedström			
1			11:12:56.260
2	1:13.183	+1.343	11:14:09.443
3	1:12.653	+0.813	11:15:22.096
4	1:11.840		11:16:33.936
5	1:11.943	+0.103	11:17:45.879
6	1:11.957	+0.117	11:18:57.836
7	1:12.278	+0.438	11:20:10.114
8	1:12.272	+0.432	11:21:22.386
9	1:12.298	+0.458	11:22:34.684
10	1:11.934	+0.094	11:23:46.618
11	1:12.016	+0.176	11:24:58.634
12	1:14.443	+2.603	11:26:13.077

Lap	Lap Tm	Diff	Time of Day
(75) Olle Olsson			
1			11:12:57.453
2	1:13.222	+1.452	11:14:10.675
3	1:12.469	+0.699	11:15:23.144
4	1:11.770		11:16:34.914

Lap	Lap Tm	Diff	Time of Day
5	1:11.820	+0.050	11:17:46.734
6	1:12.039	+0.269	11:18:58.773
7	1:12.382	+0.612	11:20:11.155
8	1:11.988	+0.218	11:21:23.143
9	1:12.192	+0.422	11:22:35.335
10	1:12.538	+0.768	11:23:47.873
11	1:12.382	+0.612	11:25:00.255
12	1:14.525	+2.755	11:26:14.780

Lap	Lap Tm	Diff	Time of Day
(96) Oskar Jakobsson			
1			11:12:59.126
2	1:12.695	+0.607	11:14:11.821
3	1:12.617	+0.529	11:15:24.438
4	1:12.603	+0.515	11:16:37.041
5	1:12.472	+0.384	11:17:49.513
6	1:13.068	+0.980	11:19:02.581
7	1:12.282	+0.194	11:20:14.863
8	1:12.172	+0.084	11:21:27.035
9	1:12.468	+0.380	11:22:39.503
10	1:12.088		11:23:51.591
11	1:12.606	+0.518	11:25:04.197
12	1:12.898	+0.810	11:26:17.095

Lap	Lap Tm	Diff	Time of Day
(177) Andreas Jähnke			
1			11:12:57.152
2	1:13.303	+1.176	11:14:10.455
3	1:13.699	+1.572	11:15:24.154
4	1:12.521	+0.394	11:16:36.675
5	1:12.577	+0.450	11:17:49.252
6	1:13.606	+1.479	11:19:02.858
7	1:13.363	+1.236	11:20:16.221
8	1:12.454	+0.327	11:21:28.675
9	1:12.612	+0.485	11:22:41.287
10	1:12.127		11:23:53.414
11	1:12.600	+0.473	11:25:06.014
12	1:13.223	+1.096	11:26:19.237

Lap	Lap Tm	Diff	Time of Day
(68) Alexander Mullaart			
1			11:12:58.784
2	1:13.643	+1.246	11:14:12.427
3	1:13.227	+0.830	11:15:25.654
4	1:12.698	+0.301	11:16:38.352
5	1:12.796	+0.399	11:17:51.148
6	1:12.397		11:19:03.545
7	1:13.217	+0.820	11:20:16.762
8	1:12.659	+0.262	11:21:29.421
9	1:12.627	+0.230	11:22:42.048
10	1:12.738	+0.341	11:23:54.786
11	1:12.758	+0.361	11:25:07.544
12	1:12.768	+0.371	11:26:20.312

Lap	Lap Tm	Diff	Time of Day
(88) Fredrik Olsson			
1			11:12:55.289
2	1:12.725	+1.213	11:14:08.014
3	1:12.252	+0.740	11:15:20.266
4	1:11.792	+0.280	11:16:32.058
5	1:11.512		11:17:43.570
6	1:13.067	+1.555	11:18:56.637
7	1:23.816	+12.304	11:20:20.453
8	1:13.176	+1.664	11:21:33.629
9	1:12.133	+0.621	11:22:45.762
10	1:12.346	+0.834	11:23:58.108
11	1:12.596	+1.084	11:25:10.704
12	1:12.329	+0.817	11:26:23.033

Lap	Lap Tm	Diff	Time of Day
(86) Björn Mullaart			

Tidtagning/Magnus Carlsson

Orbits

Tävlingsledare/Max Dymling

Tävlingssekreterare/Mats Ek

Jury ordförande/Mikael Karlstedt

www.mylaps.com

Licensed to: Race Consulting Sweden AB

Printed: 2015-07-05 11:28:11

Page 1/3

Svenskt Sportvagnsmeeting 2015

02 Roadsport C

Ring Knutstorp 2,070 km

Race 2

2015-07-05 11:13

Race (12:00 and 1 Laps) started at 11:11:34

Lap	Lap Tm	Diff	Time of Day
1			11:13:01.375
2	1:14.793	+2.109	11:14:16.168
3	1:13.373	+0.689	11:15:29.541
4	1:13.893	+1.209	11:16:43.434
5	1:13.500	+0.816	11:17:56.934
6	1:13.192	+0.508	11:19:10.126
7	1:12.792	+0.108	11:20:22.918
8	1:13.181	+0.497	11:21:36.099
9	1:13.145	+0.461	11:22:49.244
10	1:13.105	+0.421	11:24:02.349
11	1:12.684		11:25:15.033
12	1:13.207	+0.523	11:26:28.240

(90) Christoffer Waern

Lap	Lap Tm	Diff	Time of Day
1			11:13:00.361
2	1:13.222	+0.517	11:14:13.583
3	1:13.278	+0.573	11:15:26.861
4	1:13.884	+1.179	11:16:40.745
5	1:12.934	+0.229	11:17:53.679
6	1:12.705		11:19:06.384
7	1:15.037	+2.332	11:20:21.421
8	1:14.620	+1.915	11:21:36.041
9	1:15.301	+2.596	11:22:51.342
10	1:14.891	+2.186	11:24:06.233
11	1:13.104	+0.399	11:25:19.337
12	1:13.570	+0.865	11:26:32.907

(67) Hans Drangel

Lap	Lap Tm	Diff	Time of Day
1			11:13:00.639
2	1:13.698	+1.052	11:14:14.337
3	1:13.171	+0.525	11:15:27.508
4	1:16.970	+4.324	11:16:44.478
5	1:13.770	+1.124	11:17:58.248
6	1:13.828	+1.182	11:19:12.076
7	1:13.522	+0.876	11:20:25.598
8	1:12.975	+0.329	11:21:38.573
9	1:13.857	+1.211	11:22:52.430
10	1:14.332	+1.686	11:24:06.762
11	1:14.503	+1.857	11:25:21.265
12	1:12.646		11:26:33.911

(155) Jan-Eric Lindgren

Lap	Lap Tm	Diff	Time of Day
1			11:13:02.577
2	1:15.022	+2.129	11:14:17.599
3	1:13.630	+0.737	11:15:31.229
4	1:13.471	+0.578	11:16:44.700
5	1:13.820	+0.927	11:17:58.520
6	1:14.732	+1.839	11:19:13.252
7	1:13.513	+0.620	11:20:26.765
8	1:13.233	+0.340	11:21:39.998
9	1:12.893		11:22:52.891
10	1:14.422	+1.529	11:24:07.313
11	1:14.574	+1.681	11:25:21.887
12	1:14.019	+1.126	11:26:35.906

(97) Jimmy Vissshed

Lap	Lap Tm	Diff	Time of Day
1			11:13:00.149
2	1:12.866	+0.017	11:14:13.015
3	1:13.615	+0.766	11:15:26.630
4	1:14.631	+1.782	11:16:41.261
5	1:12.849		11:17:54.110
6	1:12.974	+0.125	11:19:07.084
7	1:14.557	+1.708	11:20:21.641
8	1:14.573	+1.724	11:21:36.214
9	1:15.426	+2.577	11:22:51.640
10	1:14.971	+2.122	11:24:06.611

Lap	Lap Tm	Diff	Time of Day
11	1:15.915	+3.066	11:25:22.526
12	1:14.079	+1.230	11:26:36.605

(65) Ulf Wärnberg

Lap	Lap Tm	Diff	Time of Day
1			11:13:01.954
2	1:14.669	+1.816	11:14:16.623
3	1:13.450	+0.597	11:15:30.073
4	1:13.919	+1.066	11:16:43.992
5	1:13.646	+0.793	11:17:57.638
6	1:12.853		11:19:10.491
7	1:13.488	+0.635	11:20:23.979
8	1:13.514	+0.661	11:21:37.493
9	1:14.991	+2.138	11:22:52.484
10	1:16.018	+3.165	11:24:08.502
11	1:14.319	+1.466	11:25:22.821
12	1:13.901	+1.048	11:26:36.722

(78) Thomas Pihl

Lap	Lap Tm	Diff	Time of Day
1			11:13:04.878
2	1:14.073	+1.448	11:14:18.951
3	1:13.772	+1.147	11:15:32.723
4	1:14.494	+1.869	11:16:47.217
5	1:14.082	+1.457	11:18:01.299
6	1:14.004	+1.379	11:19:15.303
7	1:13.920	+1.295	11:20:29.223
8	1:13.075	+0.450	11:21:42.298
9	1:12.625		11:22:54.923
10	1:13.823	+1.198	11:24:08.746
11	1:14.476	+1.851	11:25:23.222
12	1:15.854	+3.229	11:26:39.076

(76) Andreas Eckemark

Lap	Lap Tm	Diff	Time of Day
1			11:13:03.498
2	1:15.342	+1.322	11:14:18.840
3	1:15.223	+1.203	11:15:34.063
4	1:14.020		11:16:48.083
5	1:14.083	+0.063	11:18:02.166
6	1:15.076	+1.056	11:19:17.242
7	1:14.327	+0.307	11:20:31.569
8	1:14.626	+0.606	11:21:46.195
9	1:14.779	+0.759	11:23:00.974
10	1:14.957	+0.937	11:24:15.931
11	1:16.527	+2.507	11:25:32.458
12	1:14.345	+0.325	11:26:46.803

(74) Hans Nordström

Lap	Lap Tm	Diff	Time of Day
1			11:13:02.459
2	1:15.734	+1.618	11:14:18.193
3	1:14.116		11:15:32.309
4	1:14.162	+0.046	11:16:46.471
5	1:14.389	+0.273	11:18:00.860
6	1:15.592	+1.476	11:19:16.452
7	1:14.635	+0.519	11:20:31.087
8	1:14.659	+0.543	11:21:45.746
9	1:16.081	+1.965	11:23:01.827
10	1:14.636	+0.520	11:24:16.463
11	1:16.775	+2.659	11:25:33.238
12	1:14.578	+0.462	11:26:47.816

(94) Dan Pettersson Berg

Lap	Lap Tm	Diff	Time of Day
1			11:13:07.307
2	1:15.830	+1.824	11:14:23.137
3	1:16.190	+2.184	11:15:39.327
4	1:14.590	+0.584	11:16:53.917
5	1:15.011	+1.005	11:18:08.928
6	1:14.313	+0.307	11:19:23.241

Lap	Lap Tm	Diff	Time of Day
7	1:14.171	+0.165	11:20:37.412
8	1:14.006		11:21:51.418
9	1:15.122	+1.116	11:23:06.540
10	1:14.465	+0.459	11:24:21.005
11	1:15.251	+1.245	11:25:36.256

(40) Anders Johansson

Lap	Lap Tm	Diff	Time of Day
1			11:13:08.453
2	1:16.099	+1.997	11:14:24.552
3	1:15.071	+0.969	11:15:39.623
4	1:15.006	+0.904	11:16:54.629
5	1:15.626	+1.524	11:18:10.255
6	1:14.599	+0.497	11:19:24.854
7	1:14.864	+0.762	11:20:39.718
8	1:14.641	+0.539	11:21:54.359
9	1:14.102		11:23:08.461
10	1:14.572	+0.470	11:24:23.033
11	1:15.636	+1.534	11:25:38.669

(70) Christian Lund

Lap	Lap Tm	Diff	Time of Day
1			11:13:07.696
2	1:17.266	+3.278	11:14:24.962
3	1:15.247	+1.259	11:15:40.209
4	1:15.899	+1.911	11:16:56.108
5	1:15.272	+1.284	11:18:11.380
6	1:14.920	+0.932	11:19:26.300
7	1:13.988		11:20:40.288
8	1:14.509	+0.521	11:21:54.797
9	1:14.409	+0.421	11:23:09.206
10	1:15.132	+1.144	11:24:24.338
11	1:15.461	+1.473	11:25:39.799

(171) Anders Agfors

Lap	Lap Tm	Diff	Time of Day
1			11:13:04.008
2	1:17.104	+0.996	11:14:21.112
3	1:16.407	+0.299	11:15:37.519
4	1:16.263	+0.155	11:16:53.782
5	1:17.198	+1.090	11:18:10.980
6	1:17.166	+1.058	11:19:28.146
7	1:16.108		11:20:44.254
8	1:16.812	+0.704	11:22:01.066
9	1:16.692	+0.584	11:23:17.758
10	1:17.726	+1.618	11:24:35.484
11	1:17.707	+1.599	11:25:53.191

(84) Nils-Erik Persson

Lap	Lap Tm	Diff	Time of Day
1			11:13:05.058
2	1:17.029	+1.183	11:14:22.087
3	1:16.879	+1.033	11:15:38.966
4	1:18.404	+2.558	11:16:57.370
5	1:15.846		11:18:13.216
6	1:17.501	+1.655	11:19:30.717
7	1:18.631	+2.785	11:20:49.348
8	1:19.970	+4.124	11:22:09.318
9	1:19.802	+3.956	11:23:29.120
10	1:19.765	+3.919	11:24:48.885
11	1:20.770	+4.924	11:26:09.655

(91) Conny Lundell

Lap	Lap Tm	Diff	Time of Day
1			11:13:10.525
2	1:16.844	+0.133	11:14:27.369
3	1:16.711		11:15:44.080
4	1:18.059	+1.348	11:17:02.139
5	1:18.215	+1.504	11:18:20.354
6	1:18.053	+1.342	11:19:38.407
7	1:20.308	+3.597	11:20:58.715

Tidtagning/Magnus Carlsson

Orbits

Tävlingsledare/Max Dymling

Tävlingssekreterare/Mats Ek

Jury ordförande/Mikael Karlstedt

www.mylaps.com

Licensed to: Race Consulting Sweden AB

Printed: 2015-07-05 11:28:11

Page 2/3

Svenskt Sportvagnsmeeting 2015

02 Roadsport C

Ring Knutstorp 2,070 km

Race 2

2015-07-05 11:13

Race (12:00 and 1 Laps) started at 11:11:34

Lap	Lap Tm	Diff	Time of Day
8	1:18.618	+1.907	11:22:17.333
9	1:18.163	+1.452	11:23:35.496
10	1:20.272	+3.561	11:24:55.768
11	1:20.828	+4.117	11:26:16.596

(49) Jonas Christensen

Lap	Lap Tm	Diff	Time of Day
1			11:13:11.462
2	1:18.327	+1.915	11:14:29.789
3	1:16.501	+0.089	11:15:46.290
4	1:16.412		11:17:02.702
5	1:19.095	+2.683	11:18:21.797
6	1:17.467	+1.055	11:19:39.264
7	1:22.463	+6.051	11:21:01.727
8	1:17.178	+0.766	11:22:18.905
9	1:17.423	+1.011	11:23:36.328
10	1:19.739	+3.327	11:24:56.067
11	1:21.001	+4.589	11:26:17.068

(95) Peter Alzèn

Lap	Lap Tm	Diff	Time of Day
1			11:13:11.056
2	1:17.652	+1.505	11:14:28.708
3	1:16.147		11:15:44.855
4	1:17.407	+1.260	11:17:02.262
5	1:18.296	+2.149	11:18:20.558
6	1:17.922	+1.775	11:19:38.480
7	1:22.698	+6.551	11:21:01.178
8	1:16.583	+0.436	11:22:17.761
9	1:18.344	+2.197	11:23:36.105
10	1:20.353	+4.206	11:24:56.458
11	1:20.794	+4.647	11:26:17.252

(83) Bertil Thorsson

Lap	Lap Tm	Diff	Time of Day
1			11:13:06.246
2	1:15.700	+2.755	11:14:21.946
3	1:15.814	+2.869	11:15:37.760
4	1:14.608	+1.663	11:16:52.368
5	1:14.249	+1.304	11:18:06.617
6	1:13.706	+0.761	11:19:20.323
7	1:12.945		11:20:33.268
8	1:13.430	+0.485	11:21:46.698
9	1:15.071	+2.126	11:23:01.769

(87) Philip Carlsson

Lap	Lap Tm	Diff	Time of Day
1			11:13:05.199
2	1:14.356	+0.859	11:14:19.555
3	1:13.497		11:15:33.052
4	1:14.407	+0.910	11:16:47.459
5	1:14.493	+0.996	11:18:01.952
6	1:15.000	+1.503	11:19:16.952

Lap Lap Tm Diff Time of Day

Lap Lap Tm Diff Time of Day