

MSCC 2016

Sorted on Best Lap time

Lördag Kval

Knutstorp 2,070 km

12. Clubman / RS

2016-07-02 11:45

Qualifying started at 12:50:25

Pos	No.	Name	Class	Best Tm	In Lap	Diff	2nd Best	Gap	Sponsor
1	1	Thomas Stamreus (Nilsson)	RS	1:10.346	5		1:10.638		
2	61	Marie Carlsson	Clubman	1:12.066	9	1.720	1:12.489	1.720	
3	71	Stefan Deleuran Mumm	Clubman	1:12.175	8	1.829	1:12.453	0.109	
4	53	Svein Langholm	Clubman	1:13.353	7	3.007	1:13.723	1.178	
5	51	Magnus Andersson	Clubman	1:15.883	8	5.537	1:15.960	2.530	
6	99	Monika Arvidsson	Clubman	1:17.568	7	7.222	1:17.595	1.685	
7	4	Mats Hildingsson	RS	1:18.730	3	8.384	1:18.779	1.162	
8	63	Lars Rosenblad	Clubman	1:21.919	4	11.573	1:22.718	3.189	Tuna Trafik
9	5	Peter Gustafson	RS		0				
10	72	Pontus Rastbäck	Clubman		0				

Chief of Timing & Scoring

Orbits

Race Director

www.mylaps.com

Licensed to: RaceConsulting

MSCC 2016


Lördag Kval

12. Clubman / RS

Qualifying started at 12:50:25

Knutstorp 2,070 km

2016-07-02 11:45



Lap	Lap Tm	Diff	Time of Day
-----	--------	------	-------------

(1) Thomas Stamreus (Nilsson)

1	1:12.735	+2.389	12:53:28.738
2	1:12.866	+2.520	12:54:41.604
3	1:13.708	+3.362	12:55:55.312
4	1:10.638	+0.292	12:57:05.950
5	1:10.346		12:58:16.296
6	1:10.658	+0.312	12:59:26.954
7	1:31.915	+21.569	13:00:58.869

(61) Marie Carlsson

1	1:15.788	+3.722	12:53:28.651
2	1:15.161	+3.095	12:54:43.812
3	1:14.332	+2.266	12:55:58.144
4	1:14.135	+2.069	12:57:12.279
5	1:13.146	+1.080	12:58:25.425
6	1:13.061	+0.995	12:59:38.486
7	1:12.627	+0.561	13:00:51.113
8	1:12.489	+0.423	13:02:03.602
9	1:12.066		13:03:15.668

(71) Stefan Deleuran Mumm

1	1:15.787	+3.612	12:53:25.964
2	1:21.431	+9.256	12:54:47.395
3	1:13.993	+1.818	12:56:01.388
4	1:13.212	+1.037	12:57:14.600
5	1:12.617	+0.442	12:58:27.217
6	1:12.456	+0.281	12:59:39.673
7	1:12.453	+0.278	13:00:52.126
8	1:12.175		13:02:04.301
9	1:24.262	+12.087	13:03:28.563

(53) Svein Langholm

1	1:15.429	+2.076	12:53:39.092
2	1:15.796	+2.443	12:54:54.888
3	1:14.410	+1.057	12:56:09.298
4	3:44.561	+2:31.208	12:59:53.859
5	1:14.454	+1.101	13:01:08.313
6	1:13.723	+0.370	13:02:22.036
7	1:13.353		13:03:35.389

(51) Magnus Andersson

1	1:30.754	+14.871	12:54:01.610
2	1:22.764	+6.881	12:55:24.374
3	1:18.138	+2.255	12:56:42.512
4	1:17.127	+1.244	12:57:59.639
5	1:19.253	+3.370	12:59:18.892
6	1:17.532	+1.649	13:00:36.424
7	1:16.289	+0.406	13:01:52.713
8	1:15.883		13:03:08.596
9	1:15.960	+0.077	13:04:24.556

(99) Monika Arvidsson

1	1:31.473	+13.905	12:53:59.866
2	1:22.681	+5.113	12:55:22.547
3	1:18.818	+1.250	12:56:41.365
4	1:17.595	+0.027	12:57:58.960
5	1:22.567	+4.999	12:59:21.527
6	1:18.249	+0.681	13:00:39.776
7	1:17.568		13:01:57.344
8	1:17.654	+0.086	13:03:14.998

(4) Mats Hildingsson

1	1:21.278	+2.548	12:53:43.138
2	1:20.330	+1.600	12:55:03.468
3	1:18.730		12:56:22.198

Lap	Lap Tm	Diff	Time of Day
-----	--------	------	-------------

4	1:19.003	+0.273	12:57:41.201
5	1:18.779	+0.049	12:58:59.980
6	1:19.987	+1.257	13:00:19.967
7	1:20.400	+1.670	13:01:40.367
8	1:19.708	+0.978	13:03:00.075
9	1:19.363	+0.633	13:04:19.438

(63) Lars Rosenblad

1	1:25.933	+4.014	12:53:55.975
2	3:36.002	+2:14.083	12:57:31.977
3	1:22.718	+0.799	12:58:54.695
4	1:21.919		13:00:16.614
5	3:32.304	+2:10.385	13:03:48.918

Lap	Lap Tm	Diff	Time of Day
-----	--------	------	-------------

Chief of Timing & Scoring

Race Director

Orbits

www.mylaps.com

Licensed to: RaceConsulting

MSCC 2016

Sorted on Laps

Söndag Race

Knutstorp 2,070 km

12. Clubman/RS Race 1

2016-07-03 09:30

Race (11:00 and 1 Laps) started at 9:41:26

Pos	No.	Name	Class	Laps	Diff	Total Tm	Best Tm	Nat/State	Sponsor
1	1	Thomas Stamreus (Nilsson)	RS	12		12:14.722	59.842	SWE	
2	71	Stefan Deleuran Mumm	Clubman	12	14.257	12:28.979	1:00.706	SWE	
3	61	Marie Carlsson	Clubman	12	14.875	12:29.597	1:01.243	SWE	
4	51	Magnus Andersson	Clubman	12	20.121	12:34.843	1:01.228	SWE	
5	5	Peter Gustafson	RS	12	26.816	12:41.538	1:01.175	SWE	
6	4	Mats Hildingsson	RS	12	40.581	12:55.303	1:03.428	SWE	
7	53	Svein Langholm	Clubman	12	41.811	12:56.533	1:01.770	NOR	
8	99	Monika Arvidsson	Clubman	12	56.217	13:10.939	1:03.743	SWE	
9	63	Lars Rosenblad	Clubman	12	1:28.827	13:43.549	1:04.539	SWE	Tuna Trafik

Not classified

DNS	72	Pontus Rastbäck	Clubman		DNS			SWE	
-----	----	-----------------	---------	--	-----	--	--	-----	--

Margin of Victory	Avg. Speed	Best Lap Tm	Best Speed	Best Lap by
14.257	121,711	59.842	124,528	1 - Thomas Stamreus (Nilsson)

Chief of Timing & Scoring

Orbits

Race Director

www.mylaps.com

Licensed to: RaceConsulting

Printed: 2016-07-03 09:55:21

MSCC 2016


Söndag Race

12. Clubman/RS Race 1

Race (11:00 and 1 Laps) started at 9:41:26

Knutstorp 2,070 km

2016-07-03 09:30



Lap	Lap Tm	Diff	Time of Day
(1) Thomas Stamreus (Nilsson)			
1	1:05.470	+5.628	9:42:34.366
2	1:00.579	+0.737	9:43:34.945
3	1:00.250	+0.408	9:44:35.195
4	1:00.602	+0.760	9:45:35.797
5	1:00.592	+0.750	9:46:36.389
6	1:00.681	+0.839	9:47:37.070
7	1:00.493	+0.651	9:48:37.563
8	1:00.602	+0.760	9:49:38.165
9	1:00.282	+0.440	9:50:38.447
10	59.842		9:51:38.289
11	1:00.148	+0.306	9:52:38.437
12	1:02.706	+2.864	9:53:41.143

Lap	Lap Tm	Diff	Time of Day
(7) Stefan Deleuran Mumm			
1	1:08.091	+7.385	9:42:37.766
2	1:02.388	+1.682	9:43:40.154
3	1:01.547	+0.841	9:44:41.701
4	1:01.420	+0.714	9:45:43.121
5	1:02.577	+1.871	9:46:45.698
6	1:01.240	+0.534	9:47:46.938
7	1:01.157	+0.451	9:48:48.095
8	1:00.965	+0.259	9:49:49.060
9	1:00.706		9:50:49.766
10	1:01.874	+1.168	9:51:51.640
11	1:01.886	+1.180	9:52:53.526
12	1:01.874	+1.168	9:53:55.400

Lap	Lap Tm	Diff	Time of Day
(6) Marie Carlsson			
1	1:06.997	+5.754	9:42:35.981
2	1:01.402	+0.159	9:43:37.383
3	1:01.243		9:44:38.626
4	1:02.173	+0.930	9:45:40.799
5	1:02.305	+1.062	9:46:43.104
6	1:01.633	+0.390	9:47:44.737
7	1:01.258	+0.015	9:48:45.995
8	1:01.552	+0.309	9:49:47.547
9	1:01.828	+0.585	9:50:49.375
10	1:02.905	+1.662	9:51:52.280
11	1:01.829	+0.586	9:52:54.109
12	1:01.909	+0.666	9:53:56.018

Lap	Lap Tm	Diff	Time of Day
(5) Magnus Andersson			
1	1:07.379	+6.151	9:42:37.404
2	1:03.480	+2.252	9:43:40.884
3	1:02.208	+0.980	9:44:43.092
4	1:01.817	+0.589	9:45:44.909
5	1:01.855	+0.627	9:46:46.764
6	1:02.182	+0.954	9:47:48.946
7	1:02.313	+1.085	9:48:51.259
8	1:02.707	+1.479	9:49:53.966
9	1:02.094	+0.866	9:50:56.060
10	1:01.228		9:51:57.288
11	1:01.342	+0.114	9:52:58.630
12	1:02.634	+1.406	9:54:01.264

Lap	Lap Tm	Diff	Time of Day
(5) Peter Gustafson			
1	1:08.606	+7.431	9:42:39.968
2	1:04.342	+3.167	9:43:44.310
3	1:02.932	+1.757	9:44:47.242
4	1:01.535	+0.360	9:45:48.777
5	1:02.369	+1.194	9:46:51.146
6	1:01.420	+0.245	9:47:52.566
7	1:01.175		9:48:53.741
8	1:01.199	+0.024	9:49:54.940

Lap	Lap Tm	Diff	Time of Day
9	1:01.671	+0.496	9:50:56.611
10	1:01.889	+0.714	9:51:58.500
11	1:07.304	+6.129	9:53:05.804
12	1:02.155	+0.980	9:54:07.959
(4) Mats Hildingsson			
1	1:09.110	+5.682	9:42:39.419
2	1:04.250	+0.822	9:43:43.669
3	1:04.451	+1.023	9:44:48.120
4	1:04.124	+0.696	9:45:52.244
5	1:03.807	+0.379	9:46:56.051
6	1:03.428		9:47:59.479
7	1:04.073	+0.645	9:49:03.552
8	1:03.646	+0.218	9:50:07.198
9	1:03.458	+0.030	9:51:10.656
10	1:03.501	+0.073	9:52:14.157
11	1:03.829	+0.401	9:53:17.986
12	1:03.738	+0.310	9:54:21.724

Lap	Lap Tm	Diff	Time of Day
(5) Svein Langholm			
1	1:07.246	+5.476	9:42:36.925
2	1:02.416	+0.646	9:43:39.341
3	1:01.839	+0.069	9:44:41.180
4	1:01.770		9:45:42.950
5	1:03.495	+1.725	9:46:46.445
6	1:02.439	+0.669	9:47:48.884
7	1:02.274	+0.504	9:48:51.158
8	1:02.700	+0.930	9:49:53.858
9	1:02.136	+0.366	9:50:55.994
10	1:02.617	+0.847	9:51:58.611
11	1:16.136	+14.366	9:53:14.747
12	1:08.207	+6.437	9:54:22.954

Lap	Lap Tm	Diff	Time of Day
(9) Monika Arvidsson			
1	1:12.549	+8.806	9:42:44.166
2	1:06.941	+3.198	9:43:51.107
3	1:06.044	+2.301	9:44:57.151
4	1:05.221	+1.478	9:46:02.372
5	1:04.841	+1.098	9:47:07.213
6	1:04.461	+0.718	9:48:11.674
7	1:04.775	+1.032	9:49:16.449
8	1:03.925	+0.182	9:50:20.374
9	1:03.903	+0.160	9:51:24.277
10	1:03.743		9:52:28.020
11	1:04.303	+0.560	9:53:32.323
12	1:05.037	+1.294	9:54:37.360

Lap	Lap Tm	Diff	Time of Day
(6) Lars Rosenblad			
1	1:09.918	+5.379	9:42:40.952
2	1:05.091	+0.552	9:43:46.043
3	1:05.790	+1.251	9:44:51.833
4	1:04.548	+0.009	9:45:56.381
5	1:05.328	+0.789	9:47:01.709
6	1:04.735	+0.196	9:48:06.444
7	1:04.539		9:49:10.983
8	1:04.748	+0.209	9:50:15.731
9	1:04.986	+0.447	9:51:20.717
10	1:04.935	+0.396	9:52:25.652
11	1:14.261	+9.722	9:53:39.913
12	1:30.057	+25.518	9:55:09.970

Chief of Timing & Scoring

Race Director

Orbits

www.mylaps.com

Licensed to: RaceConsulting

MSCC 2016

Sorted on Laps

Söndag Race

Knutstorp 2,070 km

12. Clubman_RS Race 2

2016-07-03 15:50

Race (12:00 and 1 Laps) started at 16:08:14

Pos	No.	Name	Class	Laps	Diff	Total Tm	Best Tm	Nat/State	Sponsor
Clubman									
1	61	Marie Carlsson	Clubman	13		13:59.045	1:03.043	SWE	
2	99	Monika Arvidsson	Clubman	13	0.505	13:59.550	1:02.812	SWE	
3	51	Magnus Andersson	Clubman	13	0.583	13:59.628	1:01.549	SWE	
4	53	Svein Langholm	Clubman	13	2.422	14:01.467	1:02.420	NOR	
5	72	Pontus Rastbäck	Clubman	12	1 Lap	13:17.216	1:03.549	SWE	
6	63	Lars Rosenblad	Clubman	12	1 Lap	13:28.828	1:04.811	SWE	Tuna Trafik
Not classified									
DNS	71	Stefan Deleuran Mumm	Clubman		DNS			SWE	
RS									
1	1	Thomas Stamreus (Nilsson)	RS	13		13:13.848	59.943	SWE	
2	5	Peter Gustafson	RS	13	28.570	13:42.418	1:01.938	SWE	
3	4	Mats Hildingsson	RS	13	44.372	13:58.220	1:03.162	SWE	

Margin of Victory	Avg. Speed	Best Lap Tm	Best Speed	Best Lap by
28.570	122,033	59.943	124,318	1 - Thomas Stamreus (Nilsson)

Chief of Timing & Scoring

Orbits

Race Director

www.mylaps.com

Licensed to: RaceConsulting

Printed: 2016-07-03 16:22:59

MSCC 2016


Söndag Race

12. Clubman_RS Race 2

Race (12:00 and 1 Laps) started at 16:08:14

Knutstorp 2,070 km

2016-07-03 15:50



Lap	Lap Tm	Diff	Time of Day	Lap	Lap Tm	Diff	Time of Day	Lap	Lap Tm	Diff	Time of Day
(1) Thomas Stamreus (Nilsson)				5	1:03.260	+0.448	16:13:46.787	12	1:04.811		16:21:42.862
1	1:04.230	+4.287	16:09:20.707	6	1:03.101	+0.289	16:14:49.888				
2	1:00.348	+0.405	16:10:21.055	7	1:02.812		16:15:52.700				
3	1:00.800	+0.857	16:11:21.855	8	1:02.990	+0.178	16:16:55.690				
4	1:00.901	+0.958	16:12:22.756	9	1:03.159	+0.347	16:17:58.849				
5	1:01.018	+1.075	16:13:23.774	10	1:03.477	+0.665	16:19:02.326				
6	1:00.925	+0.982	16:14:24.699	11	1:03.559	+0.747	16:20:05.885				
7	1:00.139	+0.196	16:15:24.838	12	1:03.011	+0.199	16:21:08.896				
8	59.943		16:16:24.781	13	1:04.688	+1.876	16:22:13.584				
9	1:00.140	+0.197	16:17:24.921	(51) Magnus Andersson							
10	1:00.469	+0.526	16:18:25.390	1	1:19.634	+18.085	16:09:36.834				
11	1:00.846	+0.903	16:19:26.236	2	1:03.193	+1.644	16:10:40.027				
12	1:00.161	+0.218	16:20:26.397	3	1:02.437	+0.888	16:11:42.464				
13	1:01.485	+1.542	16:21:27.882	4	1:10.602	+9.053	16:12:53.066				
(5) Peter Gustafson				5	1:02.441	+0.892	16:13:55.507				
1	1:06.308	+4.370	16:09:23.477	6	1:04.157	+2.608	16:14:59.664				
2	1:02.690	+0.752	16:10:26.167	7	1:01.738	+0.189	16:16:01.402				
3	1:02.582	+0.644	16:11:28.749	8	1:01.734	+0.185	16:17:03.136				
4	1:02.431	+0.493	16:12:31.180	9	1:02.146	+0.597	16:18:05.282				
5	1:03.949	+2.011	16:13:35.129	10	1:01.670	+0.121	16:19:06.952				
6	1:03.687	+1.749	16:14:38.816	11	1:01.549		16:20:08.501				
7	1:02.808	+0.870	16:15:41.624	12	1:02.386	+0.837	16:21:10.887				
8	1:02.490	+0.552	16:16:44.114	13	1:02.775	+1.226	16:22:13.662				
9	1:01.938		16:17:46.052	(53) Svein Langholm							
10	1:02.588	+0.650	16:18:48.640	1	1:07.135	+4.715	16:09:24.729				
11	1:02.801	+0.863	16:19:51.441	2	1:02.941	+0.521	16:10:27.670				
12	1:02.628	+0.690	16:20:54.069	3	1:02.764	+0.344	16:11:30.434				
13	1:02.383	+0.445	16:21:56.452	4	1:02.420		16:12:32.854				
(4) Mats Hildingsson				5	1:03.310	+0.890	16:13:36.164				
1	1:08.653	+5.491	16:09:26.597	6	1:03.559	+1.139	16:14:39.723				
2	1:03.711	+0.549	16:10:30.308	7	1:02.993	+0.573	16:15:42.716				
3	1:03.431	+0.269	16:11:33.739	8	1:03.050	+0.630	16:16:45.766				
4	1:04.677	+1.515	16:12:38.416	9	1:02.820	+0.400	16:17:48.586				
5	1:03.906	+0.744	16:13:42.322	10	1:02.740	+0.320	16:18:51.326				
6	1:03.609	+0.447	16:14:45.931	11	1:02.689	+0.269	16:19:54.015				
7	1:03.899	+0.737	16:15:49.830	12	1:02.763	+0.343	16:20:56.778				
8	1:04.231	+1.069	16:16:54.061	13	1:03.723	+1.303	16:22:00.501				
9	1:03.666	+0.504	16:17:57.727	(72) Pontus Rastbäck							
10	1:03.642	+0.480	16:19:01.369	1	1:10.608	+7.059	16:09:30.251				
11	1:03.537	+0.375	16:20:04.906	2	1:06.201	+2.652	16:10:36.452				
12	1:03.162		16:21:08.068	3	1:07.717	+4.168	16:11:44.169				
13	1:04.186	+1.024	16:22:12.254	4	1:05.389	+1.840	16:12:49.558				
(61) Marie Carlsson				5	1:04.563	+1.014	16:13:54.121				
1	1:09.675	+6.632	16:09:27.268	6	1:08.277	+4.728	16:15:02.398				
2	1:03.597	+0.554	16:10:30.865	7	1:04.501	+0.952	16:16:06.899				
3	1:03.378	+0.335	16:11:34.243	8	1:05.319	+1.770	16:17:12.218				
4	1:04.679	+1.636	16:12:38.922	9	1:03.584	+0.035	16:18:15.802				
5	1:03.908	+0.865	16:13:42.830	10	1:03.549		16:19:19.351				
6	1:03.580	+0.537	16:14:46.410	11	1:03.877	+0.328	16:20:23.228				
7	1:04.021	+0.978	16:15:50.431	12	1:08.022	+4.473	16:21:31.250				
8	1:04.079	+1.036	16:16:54.510	(63) Lars Rosenblad							
9	1:03.810	+0.767	16:17:58.320	1	1:09.742	+4.931	16:09:28.714				
10	1:03.555	+0.512	16:19:01.875	2	1:07.305	+2.494	16:10:36.019				
11	1:03.658	+0.615	16:20:05.533	3	1:06.507	+1.696	16:11:42.526				
12	1:03.043		16:21:08.576	4	1:05.858	+1.047	16:12:48.384				
13	1:04.503	+1.460	16:22:13.079	5	1:05.180	+0.369	16:13:53.564				
(99) Monika Arvidsson				6	1:06.203	+1.392	16:14:59.767				
1	1:10.694	+7.882	16:09:29.673	7	1:05.780	+0.969	16:16:05.547				
2	1:06.442	+3.630	16:10:36.115	8	1:07.546	+2.735	16:17:13.093				
3	1:03.943	+1.131	16:11:40.058	9	1:08.881	+4.070	16:18:21.974				
4	1:03.469	+0.657	16:12:43.527	10	1:10.555	+5.744	16:19:32.529				
				11	1:05.522	+0.711	16:20:38.051				

Chief of Timing & Scoring

Race Director

Orbits

www.mylaps.com

Licensed to: RaceConsulting

MSCC 2016

Sorted on Best Lap time

Lördag Kval

Knutstorp 2,070 km

7. Modsport I & II

2016-07-02 10:30

Qualifying started at 10:41:54

Pos	No.	Name	Class	Best Tm	In Lap	Diff	2nd Best	Gap	Sponsor
1	48	Mattias Andersson	Verktggsboden Modspor	1:10.373	6		1:15.600		
2	47	Bo Johansson	Verktggsboden Modspor	1:18.133	8	7.760	1:18.188	7.760	
3	55	Torkel Kristensson	Verktggsboden Modspor	1:18.728	2	8.355	1:19.506	0.595	
4	16	Lars Macklin	Verktggsboden Modspor	1:21.072	6	10.699	1:21.121	2.344	
5	161	Gert Severinsson	Verktggsboden Modspor	1:22.293	1	11.920	1:22.823	1.221	
6	60	Ronny Olsson	Verktggsboden Modspor	1:26.938	5	16.565	1:34.093	4.645	
7	2	Peter Mikkelsen	Verktggsboden Modspor		0				Team Erik Höyer
8	7	Björn Davidsson	Verktggsboden Modspor		0				
9	89	Simon Olsson	Verktggsboden Modspor		0				

Chief of Timing & Scoring

Orbits

Race Director

www.mylaps.com

Licensed to: RaceConsulting

MSCC 2016


Lördag Kval

7. Modsport I & II

Qualifying started at 10:41:54

Knutstorp 2,070 km

2016-07-02 10:30



Lap	Lap Tm	Diff	Time of Day
(48) Mattias Andersson			
1	1:15.600	+5.227	10:45:13.922
2	1:13.688	+3.315	10:46:27.610
3	1:28.628	+18.255	10:47:56.238
4	2:30.493	+1:20.120	10:50:26.731
5	4:42.491	+3:32.118	10:55:09.222
6	1:10.373		10:56:19.595
(47) Bo Johansson			
1	1:19.435	+1.302	10:45:28.629
2	1:32.332	+14.199	10:47:00.961
3	1:41.854	+23.721	10:48:42.815
4	1:48.568	+30.435	10:50:31.383
5	1:31.315	+13.182	10:52:02.698
6	1:18.188	+0.055	10:53:20.886
7	1:18.477	+0.344	10:54:39.363
8	1:18.133		10:55:57.496
(55) Torkel Kristensson			
1	1:19.506	+0.778	10:54:57.784
2	1:18.728		10:56:16.512
(16) Lars Macklin			
1	1:41.324	+20.252	10:48:29.681
2	1:57.722	+36.650	10:50:27.403
3	1:31.133	+10.061	10:51:58.536
4	1:21.876	+0.804	10:53:20.412
5	1:21.121	+0.049	10:54:41.533
6	1:21.072		10:56:02.605
(161) Gert Severinsson			
1	1:22.293		10:45:26.413
2	1:33.103	+10.810	10:46:59.516
3	1:33.170	+10.877	10:48:32.686
4	1:55.567	+33.274	10:50:28.253
5	1:31.822	+9.529	10:52:00.075
6	1:23.463	+1.170	10:53:23.538
7	1:22.823	+0.530	10:54:46.361
8	1:22.927	+0.634	10:56:09.288
(60) Ronny Olsson			
1	1:34.093	+7.155	10:45:46.308
2	2:06.400	+39.462	10:47:52.708
3	2:33.282	+1:06.344	10:50:25.990
4	1:38.421	+11.483	10:52:04.411
5	1:26.938		10:53:31.349

Lap	Lap Tm	Diff	Time of Day
-----	--------	------	-------------

Lap	Lap Tm	Diff	Time of Day
-----	--------	------	-------------

Chief of Timing & Scoring Orbits

Race Director

MSCC 2016

Sorted on Laps

Lördag Race

Knutstorp 2,070 km

7. Modsport I & II Race 1

2016-07-02 15:15

Race started at 15:42:03

Pos	No.	Name	Class	Laps	Diff	Total Tm	Best Tm	Nat/State	Sponsor
1	48	Mattias Andersson	Verktsgsboden Modspoi	12		12:28.233	1:01.136	SWE	
2	55	Torkel Kristensson	Verktsgsboden Modspoi	12	36.715	13:04.948	1:04.160	SWE	
3	89	Simon Olsson	Verktsgsboden Modspoi	11	1 Lap	12:38.402	1:07.762	SWE	
4	47	Bo Johansson	Verktsgsboden Modspoi	11	1 Lap	12:45.530	1:04.935	SWE	
5	161	Gert Severinsson	Verktsgsboden Modspoi	11	1 Lap	12:54.370	1:08.298	SWE	
6	60	Ronny Olsson	Verktsgsboden Modspoi	11	1 Lap	13:24.650	1:10.010	SWE	

Margin of Victory

Avg. Speed

Best Lap Tm

Best Speed

Best Lap by

36.715

119,514

1:01.136

121,892

48 - Mattias Andersson

Chief of Timing & Scoring

Orbits

Race Director

www.mylaps.com

Licensed to: RaceConsulting

MSCC 2016


Lördag Race

7. Modsport I & II Race 1

Race started at 15:42:03

Knutstorp 2,070 km

2016-07-02 15:15



Lap	Lap Tm	Diff	Time of Day
(48) Mattias Andersson			
1	1:06.710	+5.574	15:43:11.749
2	1:02.564	+1.428	15:44:14.313
3	1:01.136		15:45:15.449
4	1:01.312	+0.176	15:46:16.761
5	1:01.377	+0.241	15:47:18.138
6	1:01.330	+0.194	15:48:19.468
7	1:01.692	+0.556	15:49:21.160
8	1:01.478	+0.342	15:50:22.638
9	1:02.935	+1.799	15:51:25.573
10	1:01.724	+0.588	15:52:27.297
11	1:01.532	+0.396	15:53:28.829
12	1:02.557	+1.421	15:54:31.386

(55) Torkel Kristensson			
1	1:08.054	+3.894	15:43:13.849
2	1:04.948	+0.788	15:44:18.797
3	1:04.466	+0.306	15:45:23.263
4	1:04.395	+0.235	15:46:27.658
5	1:04.160		15:47:31.818
6	1:04.679	+0.519	15:48:36.497
7	1:06.104	+1.944	15:49:42.601
8	1:05.177	+1.017	15:50:47.778
9	1:05.179	+1.019	15:51:52.957
10	1:04.780	+0.620	15:52:57.737
11	1:05.314	+1.154	15:54:03.051
12	1:05.050	+0.890	15:55:08.101

(89) Simon Olsson			
1	1:07.970	+0.208	15:50:07.959
2	1:07.762		15:51:15.721
3	1:08.114	+0.352	15:52:23.835
4	1:09.235	+1.473	15:53:33.070
5	1:08.485	+0.723	15:54:41.555

(47) Bo Johansson			
1	1:42.402	+37.467	15:43:48.436
2	1:07.489	+2.554	15:44:55.925
3	1:06.560	+1.625	15:46:02.485
4	1:06.251	+1.316	15:47:08.736
5	1:05.994	+1.059	15:48:14.730
6	1:06.117	+1.182	15:49:20.847
7	1:04.935		15:50:25.782
8	1:04.947	+0.012	15:51:30.729
9	1:06.566	+1.631	15:52:37.295
10	1:05.662	+0.727	15:53:42.957
11	1:05.726	+0.791	15:54:48.683

(161) Gert Severinsson			
1	1:16.076	+7.778	15:43:23.126
2	1:10.323	+2.025	15:44:33.449
3	1:10.493	+2.195	15:45:43.942
4	1:10.447	+2.149	15:46:54.389
5	1:09.039	+0.741	15:48:03.428
6	1:08.298		15:49:11.726
7	1:08.752	+0.454	15:50:20.478
8	1:09.204	+0.906	15:51:29.682
9	1:09.541	+1.243	15:52:39.223
10	1:08.713	+0.415	15:53:47.936
11	1:09.587	+1.289	15:54:57.523

(60) Ronny Olsson			
1	1:29.634	+19.624	15:43:36.876
2	1:10.974	+0.964	15:44:47.850
3	1:10.010		15:45:57.860

Lap	Lap Tm	Diff	Time of Day
4	1:10.623	+0.613	15:47:08.483
5	1:11.116	+1.106	15:48:19.599
6	1:11.407	+1.397	15:49:31.006
7	1:10.089	+0.079	15:50:41.095
8	1:11.571	+1.561	15:51:52.666
9	1:12.168	+2.158	15:53:04.834
10	1:11.276	+1.266	15:54:16.110
11	1:11.693	+1.683	15:55:27.803

Lap	Lap Tm	Diff	Time of Day
-----	--------	------	-------------

Chief of Timing & Scoring

Race Director

Orbits

www.mylaps.com

Licensed to: RaceConsulting

Söndag Race

Knutstorp 2,070 km

7 Modsport I II Race 2

2016-07-03 14:00

Race (12:00 and 1 Laps) started at 14:19:34

Pos	No.	Name	Class	Laps	Diff	Total Tm	Best Tm	Nat/State	Sponsor
1	48	Mattias Andersson	Verktsgboden Modspoi	13		13:37.906	1:01.411	SWE	
2	47	Bo Johansson	Verktsgboden Modspoi	13	37.262	14:15.168	1:04.325	SWE	
3	16	Lars Macklin	Verktsgboden Modspoi	12	1 Lap	13:58.521	1:08.489	SWE	
4	161	Gert Severinsson	Verktsgboden Modspoi	12	1 Lap	14:08.597	1:08.173	SWE	
5	60	Ronny Olsson	Verktsgboden Modspoi	12	1 Lap	14:19.196	1:08.848	SWE	
6	89	Simon Olsson	Verktsgboden Modspoi	8	5 Laps	9:42.274	1:08.003	SWE	
Not classified									
DNS	55	Torkel Kristensson	Verktsgboden Modspoi		DNS			SWE	

Margin of Victory**Avg. Speed****Best Lap Tm****Best Speed****Best Lap by**

37.262

118,444

1:01.411

121,346

48 - Mattias Andersson

Chief of Timing & Scoring

Orbits

Race Director

www.mylaps.com

Licensed to: RaceConsulting

MSCC 2016

Söndag Race

7 Modsport I II Race 2

Race (12:00 and 1 Laps) started at 14:19:34

Knutstorp 2,070 km

2016-07-03 14:00

Lap	Lap Tm	Diff	Time of Day
(48) Mattias Andersson			
1	1:08.356	+6.945	14:20:45.223
2	1:03.874	+2.463	14:21:49.097
3	1:02.432	+1.021	14:22:51.529
4	1:01.411		14:23:52.940
5	1:01.463	+0.052	14:24:54.403
6	1:02.203	+0.792	14:25:56.606
7	1:01.825	+0.414	14:26:58.431
8	1:01.470	+0.059	14:27:59.901
9	1:02.141	+0.730	14:29:02.042
10	1:02.079	+0.668	14:30:04.121
11	1:02.257	+0.846	14:31:06.378
12	1:01.886	+0.475	14:32:08.264
13	1:04.135	+2.724	14:33:12.399

Lap	Lap Tm	Diff	Time of Day
(47) Bo Johansson			
1	1:11.887	+7.562	14:20:50.100
2	1:06.899	+2.574	14:21:56.999
3	1:05.516	+1.191	14:23:02.515
4	1:04.604	+0.279	14:24:07.119
5	1:04.834	+0.509	14:25:11.953
6	1:04.917	+0.592	14:26:16.870
7	1:04.791	+0.466	14:27:21.661
8	1:04.434	+0.109	14:28:26.095
9	1:04.615	+0.290	14:29:30.710
10	1:04.857	+0.532	14:30:35.567
11	1:04.325		14:31:39.892
12	1:04.894	+0.569	14:32:44.786
13	1:04.875	+0.550	14:33:49.661

Lap	Lap Tm	Diff	Time of Day
(16) Lars Macklin			
1	1:10.998	+2.509	14:20:49.745
2	1:09.801	+1.312	14:21:59.546
3	1:09.621	+1.132	14:23:09.167
4	1:09.659	+1.170	14:24:18.826
5	1:08.489		14:25:27.315
6	1:08.751	+0.262	14:26:36.066
7	1:09.211	+0.722	14:27:45.277
8	1:09.368	+0.879	14:28:54.645
9	1:09.867	+1.378	14:30:04.512
10	1:09.252	+0.763	14:31:13.764
11	1:09.637	+1.148	14:32:23.401
12	1:09.613	+1.124	14:33:33.014

Lap	Lap Tm	Diff	Time of Day
(161) Gert Severinsson			
1	1:17.579	+9.406	14:20:55.832
2	1:12.699	+4.526	14:22:08.531
3	1:11.199	+3.026	14:23:19.730
4	1:10.492	+2.319	14:24:30.222
5	1:10.753	+2.580	14:25:40.975
6	1:09.284	+1.111	14:26:50.259
7	1:08.638	+0.465	14:27:58.897
8	1:09.997	+1.824	14:29:08.894
9	1:09.253	+1.080	14:30:18.147
10	1:08.287	+0.114	14:31:26.434
11	1:08.483	+0.310	14:32:34.917
12	1:08.173		14:33:43.090

Lap	Lap Tm	Diff	Time of Day
(60) Ronny Olsson			
1	1:15.609	+6.761	14:20:54.444
2	1:11.046	+2.198	14:22:05.490
3	1:10.572	+1.724	14:23:16.062
4	1:10.340	+1.492	14:24:26.402
5	1:10.515	+1.667	14:25:36.917
6	1:10.334	+1.486	14:26:47.251

Lap	Lap Tm	Diff	Time of Day
7	1:10.467	+1.619	14:27:57.718
8	1:10.832	+1.984	14:29:08.550
9	1:10.473	+1.625	14:30:19.023
10	1:08.848		14:31:27.871
11	1:10.916	+2.068	14:32:38.787
12	1:14.902	+6.054	14:33:53.689

Lap	Lap Tm	Diff	Time of Day
(89) Simon Olsson			
1	1:15.680	+7.677	14:20:53.361
2	1:10.152	+2.149	14:22:03.513
3	1:08.544	+0.541	14:23:12.057
4	1:08.003		14:24:20.060
5	1:08.640	+0.637	14:25:28.700
6	1:08.530	+0.527	14:26:37.230
7	1:08.956	+0.953	14:27:46.186
8	1:30.581	+22.578	14:29:16.767

Chief of Timing & Scoring

Race Director

Orbits

www.mylaps.com

Licensed to: RaceConsulting

MSCC 2016

Sorted on Best Lap time

Lördag Kval

Knutstorp 2,070 km

5. Modsport III

2016-07-02 10:00

Qualifying started at 10:09:08

Pos	No.	Name	Class	Best Tm	In Lap	Diff	2nd Best	Gap	Sponsor
1	46	Roger Fredriksson	Verktggsboden Modspor	1:17.051	6		1:17.157		
2	99	Niklas Mårtensson	Verktggsboden Modspor	1:17.358	7	0.307	1:18.479	0.307	
3	57	Andreas Andersson	Verktggsboden Modspor	1:18.469	6	1.418	1:18.985	1.111	AnderssonMotorSport
4	19	Fredrik Åkerman	Verktggsboden Modspor	1:19.271	8	2.220	1:19.431	0.802	
5	96	Andreas Ekvall	Verktggsboden Modspor	1:19.757	5	2.706	1:19.807	0.486	
6	74	Thomas Larsson	Verktggsboden Modspor	1:19.786	6	2.735	1:19.834	0.029	
7	62	Kent Heijel	Verktggsboden Modspor	1:19.990	7	2.939	1:20.544	0.204	
8	2	Peter Mikkelsen	Verktggsboden Modspor	1:20.168	6	3.117	1:20.372	0.178	Team Erik Höyer
9	55	Niklas Falk	Verktggsboden Modspor	1:21.518	2	4.467	1:21.561	1.350	
10	8	Roger Joleby	Verktggsboden Modspor	1:21.924	3	4.873	1:22.913	0.406	
11	77	Johan Hedström	Verktggsboden Modspor	1:21.974	7	4.923	1:22.477	0.050	
12	88	Fredrik Olsson	Verktggsboden Modspor	1:22.369	8	5.318	1:23.508	0.395	Roy D Mercer
13	9	Karl-Johan 'Kalle' Berggren	Verktggsboden Modspor	1:22.375	6	5.324	1:22.867	0.006	
14	82	Lars Engvall	Verktggsboden Modspor	1:24.435	6	7.384	1:25.076	2.060	
15	112	Erland Berggren	Verktggsboden Modspor	1:25.001	7	7.950	1:25.222	0.566	
16	26	Melwin Nilsson	Verktggsboden Modspor	1:25.328	6	8.277	1:25.843	0.327	
17	71	Per Hydén	Verktggsboden Modspor	1:28.549	2	11.498	1:32.944	3.221	
18	94	Malin Eriksson	Verktggsboden Modspor	1:29.419	3	12.368	1:30.754	0.870	
19	164	Per Rosenberg	Verktggsboden Modspor	1:30.107	4	13.056	1:31.540	0.688	
20	83	Bertil Thorsson	Verktggsboden Modspor	1:33.703	4	16.652	1:38.836	3.596	

Chief of Timing & Scoring

Orbits

Race Director

www.mylaps.com

Licensed to: RaceConsulting

Printed: 2016-07-02 17:06:29

MSCC 2016


Lördag Kval

5. Modsport III

Qualifying started at 10:09:08

Knutstorp 2,070 km

2016-07-02 10:00



Lap	Lap Tm	Diff	Time of Day
(46) Roger Fredriksson			
1	1:19.544	+2.493	10:15:55.492
2	1:23.170	+6.119	10:17:18.662
3	1:19.632	+2.581	10:18:38.294
4	1:17.157	+0.106	10:19:55.451
5	1:17.561	+0.510	10:21:13.012
6	1:17.051		10:22:30.063

Lap	Lap Tm	Diff	Time of Day
(99) Niklas Mårtensson			
1	1:24.629	+7.271	10:12:50.662
2	1:18.683	+1.325	10:14:09.345
3	1:18.479	+1.121	10:15:27.824
4	1:20.139	+2.781	10:16:47.963
5	1:19.221	+1.863	10:18:07.184
6	3:39.816	+2:22.458	10:21:47.000
7	1:17.358		10:23:04.358

Lap	Lap Tm	Diff	Time of Day
(57) Andreas Andersson			
1	1:20.028	+1.559	10:12:18.892
2	1:19.469	+1.000	10:13:38.361
3	1:20.242	+1.773	10:14:58.603
4	1:20.225	+1.756	10:16:18.828
5	1:19.518	+1.049	10:17:38.346
6	1:18.469		10:18:56.815
7	1:18.985	+0.516	10:20:15.800
8	1:21.966	+3.497	10:21:37.766

Lap	Lap Tm	Diff	Time of Day
(19) Fredrik Åkerman			
1	1:27.601	+8.330	10:13:16.002
2	1:25.292	+6.021	10:14:41.294
3	1:20.799	+1.528	10:16:02.093
4	1:19.431	+0.160	10:17:21.524
5	1:21.051	+1.780	10:18:42.575
6	1:24.569	+5.298	10:20:07.144
7	1:23.264	+3.993	10:21:30.408
8	1:19.271		10:22:49.679

Lap	Lap Tm	Diff	Time of Day
(96) Andreas Ekvall			
1	1:20.686	+0.929	10:13:28.161
2	1:21.019	+1.262	10:14:49.180
3	1:23.205	+3.448	10:16:12.385
4	1:19.863	+0.106	10:17:32.248
5	1:19.757		10:18:52.005
6	1:21.628	+1.871	10:20:13.633
7	1:20.237	+0.480	10:21:33.870
8	1:19.807	+0.050	10:22:53.677

Lap	Lap Tm	Diff	Time of Day
(74) Thomas Larsson			
1	1:23.529	+3.743	10:13:06.079
2	1:21.263	+1.477	10:14:27.342
3	1:21.780	+1.994	10:15:49.122
4	1:19.864	+0.078	10:17:08.986
5	1:19.834	+0.048	10:18:28.820
6	1:19.786		10:19:48.606
7	1:23.948	+4.162	10:21:12.554
8	1:23.654	+3.868	10:22:36.208

Lap	Lap Tm	Diff	Time of Day
(62) Kent Heijel			
1	1:24.516	+4.526	10:12:43.109
2	1:21.692	+1.702	10:14:04.801
3	1:21.742	+1.752	10:15:26.543
4	1:21.439	+1.449	10:16:47.982
5	1:22.938	+2.948	10:18:10.920
6	1:22.511	+2.521	10:19:33.431
7	1:19.990		10:20:53.421

Lap	Lap Tm	Diff	Time of Day
8	1:20.544	+0.554	10:22:13.965

Lap	Lap Tm	Diff	Time of Day
(2) Peter Mikkelsen			
1	1:22.664	+2.496	10:12:08.929
2	1:21.906	+1.738	10:13:30.835
3	1:21.101	+0.933	10:14:51.936
4	1:21.886	+1.718	10:16:13.822
5	1:20.877	+0.709	10:17:34.699
6	1:20.168		10:18:54.867
7	1:20.372	+0.204	10:20:15.239
8	1:21.784	+1.616	10:21:37.023
9	1:21.179	+1.011	10:22:58.202

Lap	Lap Tm	Diff	Time of Day
(55) Niklas Fak			
1	1:24.193	+2.675	10:12:46.688
2	1:21.518		10:14:08.206
3	1:23.038	+1.520	10:15:31.244
4	1:21.574	+0.056	10:16:52.818
5	1:21.621	+0.103	10:18:14.439
6	1:21.561	+0.043	10:19:36.000
7	1:22.386	+0.868	10:20:58.386
8	1:21.921	+0.403	10:22:20.307

Lap	Lap Tm	Diff	Time of Day
(8) Roger Joleby			
1	1:24.260	+2.336	10:13:08.298
2	1:24.339	+2.415	10:14:32.637
3	1:21.924		10:15:54.561
4	1:23.844	+1.920	10:17:18.405
5	1:23.983	+2.059	10:18:42.388
6	1:24.306	+2.382	10:20:06.694
7	1:22.913	+0.989	10:21:29.607

Lap	Lap Tm	Diff	Time of Day
(77) Johan Hedström			
1	1:22.825	+0.851	10:12:26.037
2	1:22.524	+0.550	10:13:48.561
3	1:22.775	+0.801	10:15:11.336
4	1:22.772	+0.798	10:16:34.108
5	1:27.122	+5.148	10:18:01.230
6	1:23.664	+1.690	10:19:24.894
7	1:21.974		10:20:46.868
8	1:22.477	+0.503	10:22:09.345

Lap	Lap Tm	Diff	Time of Day
(88) Fredrik Olsson			
1	1:24.730	+2.361	10:12:29.780
2	1:29.784	+7.415	10:13:59.564
3	1:23.508	+1.139	10:15:23.072
4	1:23.544	+1.175	10:16:46.616
5	1:24.047	+1.678	10:18:10.663
6	1:24.889	+2.520	10:19:35.552
7	1:23.719	+1.350	10:20:59.271
8	1:22.369		10:22:21.640

Lap	Lap Tm	Diff	Time of Day
(9) Karl-Johan 'Kalle' Berggren			
1	1:28.792	+6.417	10:13:15.555
2	1:25.942	+3.567	10:14:41.497
3	1:23.660	+1.285	10:16:05.157
4	1:23.100	+0.725	10:17:28.257
5	1:22.867	+0.492	10:18:51.124
6	1:22.375		10:20:13.499
7	1:24.733	+2.358	10:21:38.232
8	1:23.037	+0.662	10:23:01.269

Lap	Lap Tm	Diff	Time of Day
(82) Lars Engvall			
1	1:27.988	+3.553	10:12:57.453
2	1:27.428	+2.993	10:14:24.881
3	1:26.531	+2.096	10:15:51.412

Lap	Lap Tm	Diff	Time of Day
4	1:25.076	+0.641	10:17:16.488
5	1:25.157	+0.722	10:18:41.645
6	1:24.435		10:20:06.080
7	1:25.455	+1.020	10:21:31.535
8	1:26.424	+1.989	10:22:57.959

Lap	Lap Tm	Diff	Time of Day
(112) Erland Berggren			
1	1:31.247	+6.246	10:13:17.755
2	1:26.796	+1.795	10:14:44.551
3	1:29.238	+4.237	10:16:13.789
4	1:26.612	+1.611	10:17:40.401
5	1:25.260	+0.259	10:19:05.661
6	1:25.222	+0.221	10:20:30.883
7	1:25.001		10:21:55.884

Lap	Lap Tm	Diff	Time of Day
(26) Melwin Nilsson			
1	1:32.207	+6.879	10:12:56.086
2	1:28.369	+3.041	10:14:24.455
3	1:25.843	+0.515	10:15:50.298
4	1:27.696	+2.368	10:17:17.994
5	1:27.335	+2.007	10:18:45.329
6	1:25.328		10:20:10.657
7	1:26.964	+1.636	10:21:37.621
8	1:26.305	+0.977	10:23:03.926

Lap	Lap Tm	Diff	Time of Day
(71) Per Hydén			
1	1:32.944	+4.395	10:12:55.459
2	1:28.549		10:14:24.008

Lap	Lap Tm	Diff	Time of Day
(94) Malin Eriksson			
1	1:34.225	+4.806	10:13:31.910
2	1:31.606	+2.187	10:15:03.516
3	1:29.419		10:16:32.935
4	1:31.682	+2.263	10:18:04.617
5	1:36.372	+6.953	10:19:40.989
6	1:31.960	+2.541	10:21:12.949
7	1:30.754	+1.335	10:22:43.703

Lap	Lap Tm	Diff	Time of Day
(164) Per Rosenberg			
1	1:32.436	+2.329	10:13:24.349
2	1:34.201	+4.094	10:14:58.550
3	1:32.082	+1.975	10:16:30.632
4	1:30.107		10:18:00.739
5	1:33.240	+3.133	10:19:33.979
6	1:31.540	+1.433	10:21:05.519
7	1:32.505	+2.398	10:22:38.024

Lap	Lap Tm	Diff	Time of Day
(83) Bertil Thorsson			
1	1:44.416	+10.713	10:13:02.131
2	1:40.264	+6.561	10:14:42.395
3	1:38.836	+5.133	10:16:21.231
4	1:33.703		10:17:54.934
5	1:42.341	+8.638	10:19:37.275

Chief of Timing & Scoring

Orbits

Race Director

www.mylaps.com

Licensed to: RaceConsulting

MSCC 2016

Sorted on Laps

Lördag Race

Knutstorp 2,070 km

5. Modsport III Race 1

2016-07-02 14:40

Race started at 15:04:38

Pos	No.	Name	Class	Laps	Diff	Total Tm	Best Tm	Nat/State	Sponsor
1	46	Roger Fredriksson	Verktggsboden Modspoi	11		12:27.384	1:06.352	SWE	
2	2	Peter Mikkelsen	Verktggsboden Modspoi	11	0.502	12:27.886	1:06.207	DEN	Team Erik Höyer
3	57	Andreas Andersson	Verktggsboden Modspoi	11	17.566	12:44.950	1:06.269	SWE	AnderssonMotorSp
4	74	Thomas Larsson	Verktggsboden Modspoi	11	22.509	12:49.893	1:07.911	SWE	
5	9	Karl-Johan 'Kalle' Berggren	Verktggsboden Modspoi	11	27.549	12:54.933	1:08.427	SWE	
6	112	Erland Berggren	Verktggsboden Modspoi	11	28.002	12:55.386	1:08.168	SWE	
7	88	Fredrik Olsson	Verktggsboden Modspoi	11	28.478	12:55.862	1:06.895	SWE	Roy D Mercer
8	62	Kent Heijel	Verktggsboden Modspoi	11	38.553	13:05.937	1:08.884	SWE	
9	55	Niklas Falk	Verktggsboden Modspoi	11	41.040	13:08.424	1:09.669	SWE	
10	82	Lars Engvall	Verktggsboden Modspoi	11	41.313	13:08.697	1:08.067	SWE	
11	26	Melwin Nilsson	Verktggsboden Modspoi	11	47.304	13:14.688	1:10.472	SWE	
12	94	Malin Eriksson	Verktggsboden Modspoi	11	1:11.799	13:39.183	1:11.589	SWE	
13	164	Per Rosenberg	Verktggsboden Modspoi	10	1 Lap	12:36.013	1:12.755	SWE	
14	77	Johan Hedström	Verktggsboden Modspoi	10	1 Lap	12:36.766	1:12.010	SWE	
15	71	Per Hydén	Verktggsboden Modspoi	10	1 Lap	12:59.999	1:15.442	SWE	
DNF	8	Roger Joleby	Verktggsboden Modspoi	4	DNF	5:15.460	1:11.823	SWE	
DNF	96	Andreas Ekvall	Verktggsboden Modspoi	2	DNF	2:48.838	1:15.401	SWE	
DNF	19	Fredrik Åkerman	Verktggsboden Modspoi	1	DNF	1:21.795	1:17.429	SWE	
DNF	83	Bertil Thorsson	Verktggsboden Modspoi		DNF			SWE	
Not classified									
DNS	99	Niklas Mårtensson	Verktggsboden Modspoi	11	DNS	12:37.620	1:07.576	SWE	

Margin of Victory

Avg. Speed

Best Lap Tm

Best Speed

Best Lap by

0.502

109,679

1:06.207

112,556

2 - Peter Mikkelsen

Chief of Timing & Scoring

Orbits

Race Director

www.mylaps.com

Licensed to: RaceConsulting

Printed: 2016-07-02 17:26:26

MSCC 2016

Lördag Race

5. Modsport III Race 1

Race started at 15:04:38

Knutstorp 2,070 km

2016-07-02 14:40

Lap	Lap Tm	Diff	Time of Day
(46) Roger Fredriksson			
1	1:14.426	+8.074	15:05:55.412
2	1:08.126	+1.774	15:07:03.538
3	1:06.764	+0.412	15:08:10.302
4	1:06.352		15:09:16.654
5	1:07.012	+0.660	15:10:23.666
6	1:06.485	+0.133	15:11:30.151
7	1:06.803	+0.451	15:12:36.954
8	1:06.380	+0.028	15:13:43.334
9	1:06.536	+0.184	15:14:49.870
10	1:08.283	+1.931	15:15:58.153
11	1:07.666	+1.314	15:17:05.819

Lap	Lap Tm	Diff	Time of Day
(2) Peter Mikkelsen			
1	1:13.479	+7.272	15:05:56.706
2	1:07.361	+1.154	15:07:04.067
3	1:06.772	+0.565	15:08:10.839
4	1:06.423	+0.216	15:09:17.262
5	1:07.040	+0.833	15:10:24.302
6	1:06.207		15:11:30.509
7	1:07.025	+0.818	15:12:37.534
8	1:06.860	+0.653	15:13:44.394
9	1:07.633	+1.426	15:14:52.027
10	1:07.229	+1.022	15:15:59.256
11	1:07.065	+0.858	15:17:06.321

Lap	Lap Tm	Diff	Time of Day
(57) Andreas Andersson			
1	1:24.126	+17.857	15:06:06.870
2	1:09.068	+2.799	15:07:15.938
3	1:07.114	+0.845	15:08:23.052
4	1:08.214	+1.945	15:09:31.266
5	1:07.052	+0.783	15:10:38.318
6	1:07.495	+1.226	15:11:45.813
7	1:07.578	+1.309	15:12:53.391
8	1:09.359	+3.090	15:14:02.750
9	1:07.815	+1.546	15:15:10.565
10	1:06.269		15:16:16.834
11	1:06.551	+0.282	15:17:23.385

Lap	Lap Tm	Diff	Time of Day
(74) Thomas Larsson			
1	1:15.959	+8.048	15:05:58.803
2	1:08.956	+1.045	15:07:07.759
3	1:08.995	+1.084	15:08:16.754
4	1:08.679	+0.768	15:09:25.433
5	1:07.911		15:10:33.344
6	1:10.012	+2.101	15:11:43.356
7	1:09.458	+1.547	15:12:52.814
8	1:09.402	+1.491	15:14:02.216
9	1:08.697	+0.786	15:15:10.913
10	1:08.287	+0.376	15:16:19.200
11	1:09.128	+1.217	15:17:28.328

Lap	Lap Tm	Diff	Time of Day
(9) Karl-Johan 'Kalle' Berggren			
1	1:18.806	+10.379	15:06:03.438
2	1:09.419	+0.992	15:07:12.857
3	1:08.984	+0.557	15:08:21.841
4	1:10.150	+1.723	15:09:31.991
5	1:08.799	+0.372	15:10:40.790
6	1:08.736	+0.309	15:11:49.526
7	1:08.516	+0.089	15:12:58.042
8	1:08.557	+0.130	15:14:06.599
9	1:08.427		15:15:15.026
10	1:08.967	+0.540	15:16:23.993
11	1:09.375	+0.948	15:17:33.368

Lap	Lap Tm	Diff	Time of Day
(112) Erland Berggren			
1	1:15.989	+7.821	15:06:00.887
2	1:09.995	+1.827	15:07:10.882
3	1:10.418	+2.250	15:08:21.300
4	1:10.939	+2.771	15:09:32.239
5	1:08.956	+0.788	15:10:41.195
6	1:08.834	+0.666	15:11:50.029
7	1:08.778	+0.610	15:12:58.807
8	1:08.168		15:14:06.975
9	1:08.452	+0.284	15:15:15.427
10	1:09.121	+0.953	15:16:24.548
11	1:09.273	+1.105	15:17:33.821

Lap	Lap Tm	Diff	Time of Day
(88) Fredrik Olsson			
1	1:21.079	+14.184	15:06:07.516
2	1:13.106	+6.211	15:07:20.622
3	1:09.521	+2.626	15:08:30.143
4	1:11.174	+4.279	15:09:41.317
5	1:07.670	+0.775	15:10:48.987
6	1:07.571	+0.676	15:11:56.558
7	1:08.211	+1.316	15:13:04.769
8	1:07.017	+0.122	15:14:11.786
9	1:06.895		15:15:18.681
10	1:07.537	+0.642	15:16:26.218
11	1:08.079	+1.184	15:17:34.297

Lap	Lap Tm	Diff	Time of Day
(62) Kent Heijel			
1	1:13.981	+5.097	15:05:56.834
2	1:10.280	+1.396	15:07:07.114
3	1:09.847	+0.963	15:08:16.961
4	1:09.523	+0.639	15:09:26.484
5	1:11.657	+2.773	15:10:38.141
6	1:09.703	+0.819	15:11:47.844
7	1:08.884		15:12:56.728
8	1:08.945	+0.061	15:14:05.673
9	1:09.362	+0.478	15:15:15.035
10	1:14.729	+5.845	15:16:29.764
11	1:14.608	+5.724	15:17:44.372

Lap	Lap Tm	Diff	Time of Day
(55) Niklas Fak			
1	1:16.714	+7.045	15:06:00.816
2	1:09.943	+0.274	15:07:10.759
3	1:10.897	+1.228	15:08:21.656
4	1:11.352	+1.683	15:09:33.008
5	1:09.669		15:10:42.677
6	1:10.254	+0.585	15:11:52.931
7	1:11.675	+2.006	15:13:04.606
8	1:10.449	+0.780	15:14:15.055
9	1:10.341	+0.672	15:15:25.396
10	1:10.177	+0.508	15:16:35.573
11	1:11.286	+1.617	15:17:46.859

Lap	Lap Tm	Diff	Time of Day
(82) Lars Engvall			
1	1:23.507	+15.440	15:06:08.433
2	1:14.728	+6.661	15:07:23.161
3	1:11.184	+3.117	15:08:34.345
4	1:09.765	+1.698	15:09:44.110
5	1:09.662	+1.595	15:10:53.772
6	1:08.833	+0.766	15:12:02.605
7	1:08.654	+0.587	15:13:11.259
8	1:08.967	+0.900	15:14:20.226
9	1:08.067		15:15:28.293
10	1:08.391	+0.324	15:16:36.684
11	1:10.448	+2.381	15:17:47.132

Lap	Lap Tm	Diff	Time of Day
(26) Melwin Nilsson			

Lap	Lap Tm	Diff	Time of Day
1	1:18.972	+8.500	15:06:04.695
2	1:11.590	+1.118	15:07:16.285
3	1:10.472		15:08:26.757
4	1:10.573	+0.101	15:09:37.330
5	1:10.800	+0.328	15:10:48.130
6	1:10.545	+0.073	15:11:58.675
7	1:10.481	+0.009	15:13:09.156
8	1:11.036	+0.564	15:14:20.192
9	1:11.082	+0.610	15:15:31.274
10	1:11.138	+0.666	15:16:42.412
11	1:10.711	+0.239	15:17:53.123

Lap	Lap Tm	Diff	Time of Day
(94) Malin Eriksson			
1	1:23.926	+12.337	15:06:10.021
2	1:15.342	+3.753	15:07:25.363
3	1:13.181	+1.592	15:08:38.544
4	1:11.589		15:09:50.133
5	1:12.940	+1.351	15:11:03.073
6	1:12.807	+1.218	15:12:15.880
7	1:11.913	+0.324	15:13:27.793
8	1:12.363	+0.774	15:14:40.156
9	1:11.919	+0.330	15:15:52.075
10	1:12.216	+0.627	15:17:04.291
11	1:13.327	+1.738	15:18:17.618

Lap	Lap Tm	Diff	Time of Day
(164) Per Rosenberg			
1	1:24.341	+11.586	15:06:10.871
2	1:15.515	+2.760	15:07:26.386
3	1:13.719	+0.964	15:08:40.105
4	1:14.905	+2.150	15:09:55.010
5	1:13.905	+1.150	15:11:08.915
6	1:13.223	+0.468	15:12:22.138
7	1:12.968	+0.213	15:13:35.106
8	1:12.755		15:14:47.861
9	1:13.672	+0.917	15:16:01.533
10	1:12.915	+0.160	15:17:14.448

Lap	Lap Tm	Diff	Time of Day
(77) Johan Hedström			
1	1:25.050	+13.040	15:06:09.483
2	1:15.320	+3.310	15:07:24.803
3	1:14.420	+2.410	15:08:39.223
4	1:15.500	+3.490	15:09:54.723
5	1:15.705	+3.695	15:11:10.428
6	1:14.775	+2.765	15:12:25.203
7	1:12.053	+0.043	15:13:37.256
8	1:12.010		15:14:49.266
9	1:13.248	+1.238	15:16:02.514
10	1:12.687	+0.677	15:17:15.201

Lap	Lap Tm	Diff	Time of Day
(71) Per Hydén			
1	1:21.342	+5.900	15:06:06.697
2	1:16.419	+0.977	15:07:23.116
3	1:15.442		15:08:38.558
4	1:15.606	+0.164	15:09:54.164
5	1:15.826	+0.384	15:11:09.990
6	1:15.887	+0.445	15:12:25.877
7	1:16.940	+1.498	15:13:42.817
8	1:18.408	+2.966	15:15:01.225
9	1:17.490	+2.048	15:16:18.715
10	1:19.719	+4.277	15:17:38.434

Lap	Lap Tm	Diff	Time of Day
(8) Roger Joleby			
1	1:19.115	+7.292	15:06:03.343
2	1:14.199	+2.376	15:07:17.542
3	1:11.823		15:08:29.365
4	1:24.530	+12.707	15:09:53.895

Chief of Timing & Scoring

Race Director

Orbits

www.mylaps.com

Licensed to: RaceConsulting

MSCC 2016


Lördag Race

Knutstorp 2,070 km

5. Modsport III Race 1

2016-07-02 14:40

Race started at 15:04:38



Lap	Lap Tm	Diff	Time of Day
(96) Andreas Ekvall			
1	1:25.131	+9.730	15:06:11.872
2	1:15.401		15:07:27.273
(19) Fredrik Åkerman			
1	1:17.429		15:06:00.230
(99) Niklas Mårtensson			
1	1:11.215	+3.639	15:05:52.577
2	1:08.329	+0.753	15:07:00.906
3	1:07.576		15:08:08.482
4	1:07.623	+0.047	15:09:16.105
5	1:08.071	+0.495	15:10:24.176
6	1:08.319	+0.743	15:11:32.495
7	1:07.650	+0.074	15:12:40.145
8	1:08.602	+1.026	15:13:48.747
9	1:08.415	+0.839	15:14:57.162
10	1:08.547	+0.971	15:16:05.709
11	1:10.346	+2.770	15:17:16.055

Lap	Lap Tm	Diff	Time of Day
-----	--------	------	-------------

Lap	Lap Tm	Diff	Time of Day
-----	--------	------	-------------

Söndag Race

Knutstorp 2,070 km

5. Modsport III Race 2

2016-07-03 13:15

Race (12:00 and 1 Laps) started at 13:22:52

Pos	No.	Name	Class	Laps	Diff	Total Tm	Best Tm	Nat/State	Sponsor
1	99	Niklas Mårtensson	Verktggsboden Modspoi	11		14:16.675	1:15.387	SWE	
2	9	Karl-Johan 'Kalle' Berggren	Verktggsboden Modspoi	11	6.199	14:22.874	1:15.725	SWE	
3	74	Thomas Larsson	Verktggsboden Modspoi	11	20.677	14:37.352	1:16.646	SWE	
4	96	Andreas Ekvall	Verktggsboden Modspoi	11	22.157	14:38.832	1:16.454	SWE	
5	62	Kent Heijel	Verktggsboden Modspoi	11	34.323	14:50.998	1:18.672	SWE	
6	2	Peter Mikkelsen	Verktggsboden Modspoi	11	36.019	14:52.694	1:19.370	DEN	Team Erik Höyer
7	46	Roger Fredriksson	Verktggsboden Modspoi	11	47.045	15:03.720	1:17.785	SWE	
8	8	Roger Joleby	Verktggsboden Modspoi	11	50.231	15:06.906	1:20.576	SWE	
9	112	Erland Berggren	Verktggsboden Modspoi	11	57.126	15:13.801	1:20.735	SWE	
10	77	Johan Hedström	Verktggsboden Modspoi	11	57.558	15:14.233	1:18.984	SWE	
11	55	Niklas Falk	Verktggsboden Modspoi	11	1:00.696	15:17.371	1:21.306	SWE	
12	82	Lars Engvall	Verktggsboden Modspoi	11	1:00.863	15:17.538	1:19.919	SWE	
13	26	Melwin Nilsson	Verktggsboden Modspoi	11	1:17.922	15:34.597	1:22.312	SWE	
14	88	Fredrik Olsson	Verktggsboden Modspoi	10	1 Lap	15:03.181	1:26.294	SWE	Roy D Mercer
15	164	Per Rosenberg	Verktggsboden Modspoi	10	1 Lap	15:23.014	1:28.330	SWE	
16	83	Bertil Thorsson	Verktggsboden Modspoi	8	3 Laps	12:52.069	1:29.528	SWE	
17	71	Per Hydén	Verktggsboden Modspoi	3	8 Laps	5:23.819	1:30.253	SWE	

Not classified

DNS	57	Andreas Andersson	Verktggsboden Modspoi		DNS			SWE	AnderssonMotorSp
DNS	94	Malin Eriksson	Verktggsboden Modspoi		DNS			SWE	
DNS	19	Fredrik Åkerman	Verktggsboden Modspoi		DNS			SWE	

Margin of Victory	Avg. Speed	Best Lap Tm	Best Speed	Best Lap by
6.199	95,686	1:15.387	98,850	99 - Niklas Mårtensson

Chief of Timing & Scoring

Orbits

Race Director

www.mylaps.com

Licensed to: RaceConsulting

MSCC 2016


Söndag Race

5. Modsport III Race 2

Race (12:00 and 1 Laps) started at 13:22:52

Knutstorp 2,070 km

2016-07-03 13:15



Lap	Lap Tm	Diff	Time of Day
(99) Niklas Mårtensson			
1			13:24:25.049
2	1:19.312	+3.925	13:25:44.361
3	1:16.859	+1.472	13:27:01.220
4	1:15.644	+0.257	13:28:16.864
5	1:16.174	+0.787	13:29:33.038
6	1:16.059	+0.672	13:30:49.097
7	1:16.085	+0.698	13:32:05.182
8	1:15.839	+0.452	13:33:21.021
9	1:15.878	+0.491	13:34:36.899
10	1:15.387		13:35:52.286
11	1:17.364	+1.977	13:37:09.650
(9) Karl-Johan 'Kalle' Berggren			
1			13:24:23.747
2	1:20.017	+4.292	13:25:43.764
3	1:20.080	+4.355	13:27:03.844
4	1:15.725		13:28:19.569
5	1:16.821	+1.096	13:29:36.390
6	1:16.520	+0.795	13:30:52.910
7	1:17.423	+1.698	13:32:10.333
8	1:16.182	+0.457	13:33:26.515
9	1:16.423	+0.698	13:34:42.938
10	1:16.163	+0.438	13:35:59.101
11	1:16.748	+1.023	13:37:15.849
(74) Thomas Larsson			
1			13:24:24.417
2	1:20.851	+4.205	13:25:45.268
3	1:21.593	+4.947	13:27:06.861
4	1:19.581	+2.935	13:28:26.442
5	1:19.885	+3.239	13:29:46.327
6	1:18.669	+2.023	13:31:04.996
7	1:17.148	+0.502	13:32:22.144
8	1:16.868	+0.222	13:33:39.012
9	1:17.839	+1.193	13:34:56.851
10	1:16.830	+0.184	13:36:13.681
11	1:16.646		13:37:30.327
(96) Andreas Ekvall			
1			13:24:30.645
2	1:21.822	+5.368	13:25:52.467
3	1:18.440	+1.986	13:27:10.907
4	1:20.094	+3.640	13:28:31.001
5	1:17.076	+0.622	13:29:48.077
6	1:18.963	+2.509	13:31:07.040
7	1:17.179	+0.725	13:32:24.219
8	1:17.504	+1.050	13:33:41.723
9	1:16.792	+0.338	13:34:58.515
10	1:16.454		13:36:14.969
11	1:16.838	+0.384	13:37:31.807
(62) Kent Heijel			
1			13:24:23.151
2	1:21.548	+2.876	13:25:44.699
3	1:21.663	+2.991	13:27:06.362
4	1:20.224	+1.552	13:28:26.586
5	1:21.061	+2.389	13:29:47.647
6	1:20.699	+2.027	13:31:08.346
7	1:19.418	+0.746	13:32:27.764
8	1:18.672		13:33:46.436
9	1:19.197	+0.525	13:35:05.633
10	1:18.675	+0.003	13:36:24.308
11	1:19.665	+0.993	13:37:43.973

Lap	Lap Tm	Diff	Time of Day
(2) Peter Mikkelsen			
1			13:24:20.683
2	1:22.262	+2.892	13:25:42.945
3	1:21.779	+2.409	13:27:04.724
4	1:20.475	+1.105	13:28:25.199
5	1:20.805	+1.435	13:29:46.004
6	1:20.951	+1.581	13:31:06.955
7	1:19.452	+0.082	13:32:26.407
8	1:19.414	+0.044	13:33:45.821
9	1:19.370		13:35:05.191
10	1:20.698	+1.328	13:36:25.889
11	1:19.780	+0.410	13:37:45.669
(46) Roger Fredriksson			
1			13:24:22.451
2	1:21.128	+3.343	13:25:43.579
3	1:33.934	+16.149	13:27:17.513
4	1:18.215	+0.430	13:28:35.728
5	1:18.265	+0.480	13:29:53.993
6	1:20.001	+2.216	13:31:13.994
7	1:27.412	+9.627	13:32:41.406
8	1:18.763	+0.978	13:34:00.169
9	1:19.387	+1.602	13:35:19.556
10	1:19.354	+1.569	13:36:38.910
11	1:17.785		13:37:56.695
(8) Roger Joleby			
1			13:24:28.677
2	1:20.608	+0.032	13:25:49.285
3	1:20.576		13:27:09.861
4	1:20.884	+0.308	13:28:30.745
5	1:21.632	+1.056	13:29:52.377
6	1:21.398	+0.822	13:31:13.775
7	1:21.041	+0.465	13:32:34.816
8	1:22.040	+1.464	13:33:56.856
9	1:21.235	+0.659	13:35:18.091
10	1:20.635	+0.059	13:36:38.726
11	1:21.155	+0.579	13:37:59.881
(112) Erlend Berggren			
1			13:24:27.446
2	1:21.136	+0.401	13:25:48.582
3	1:23.869	+3.134	13:27:12.451
4	1:22.487	+1.752	13:28:34.938
5	1:23.539	+2.804	13:29:58.477
6	1:21.839	+1.104	13:31:20.316
7	1:21.414	+0.679	13:32:41.730
8	1:21.188	+0.453	13:34:02.918
9	1:21.603	+0.868	13:35:24.521
10	1:20.735		13:36:45.256
11	1:21.520	+0.785	13:38:06.776
(77) Johan Hedström			
1			13:24:31.183
2	1:25.033	+6.049	13:25:56.216
3	1:24.441	+5.457	13:27:20.657
4	1:23.791	+4.807	13:28:44.448
5	1:21.520	+2.536	13:30:05.968
6	1:18.984		13:31:24.952
7	1:19.911	+0.927	13:32:44.863
8	1:20.357	+1.373	13:34:05.220
9	1:20.639	+1.655	13:35:25.859
10	1:19.757	+0.773	13:36:45.616
11	1:21.592	+2.608	13:38:07.208
(55) Niklas Fak			

Lap	Lap Tm	Diff	Time of Day
1			13:24:30.338
2	1:21.571	+0.265	13:25:51.909
3	1:21.983	+0.677	13:27:13.892
4	1:21.679	+0.373	13:28:35.571
5	1:22.451	+1.145	13:29:58.022
6	1:21.821	+0.515	13:31:19.843
7	1:21.306		13:32:41.149
8	1:22.543	+1.237	13:34:03.692
9	1:22.731	+1.425	13:35:26.423
10	1:21.360	+0.054	13:36:47.783
11	1:22.563	+1.257	13:38:10.346
(82) Lars Engvall			
1			13:24:29.131
2	1:26.618	+6.699	13:25:55.749
3	1:24.263	+4.344	13:27:20.012
4	1:23.219	+3.300	13:28:43.231
5	1:19.919		13:30:03.150
6	1:20.705	+0.786	13:31:23.855
7	1:20.424	+0.505	13:32:44.279
8	1:20.267	+0.348	13:34:04.546
9	1:21.866	+1.947	13:35:26.412
10	1:21.647	+1.728	13:36:48.059
11	1:22.454	+2.535	13:38:10.513
(26) Melwin Nilsson			
1			13:24:29.611
2	1:25.681	+3.369	13:25:55.292
3	1:24.412	+2.100	13:27:19.704
4	1:24.194	+1.882	13:28:43.898
5	1:24.105	+1.793	13:30:08.003
6	1:23.961	+1.649	13:31:31.964
7	1:23.179	+0.867	13:32:55.143
8	1:22.312		13:34:17.455
9	1:22.967	+0.655	13:35:40.422
10	1:23.396	+1.084	13:37:03.818
11	1:23.754	+1.442	13:38:27.572
(88) Fredrik Olsson			
1			13:24:44.365
2	1:27.438	+1.144	13:26:11.803
3	1:27.974	+1.680	13:27:39.777
4	1:26.294		13:29:06.071
5	1:27.213	+0.919	13:30:33.284
6	1:27.381	+1.087	13:32:00.665
7	1:29.323	+3.029	13:33:29.988
8	1:28.725	+2.431	13:34:58.713
9	1:29.220	+2.926	13:36:27.933
10	1:28.223	+1.929	13:37:56.156
(164) Per Rosenberg			
1			13:24:38.876
2	1:32.240	+3.910	13:26:11.116
3	1:31.836	+3.506	13:27:42.952
4	1:29.582	+1.252	13:29:12.534
5	1:28.330		13:30:40.864
6	1:29.869	+1.539	13:32:10.733
7	1:30.061	+1.731	13:33:40.794
8	1:31.668	+3.338	13:35:12.462
9	1:30.642	+2.312	13:36:43.104
10	1:32.885	+4.555	13:38:15.989
(83) Bertil Thorsson			
1			13:24:38.641
2	1:33.942	+4.414	13:26:12.583
3	1:31.307	+1.779	13:27:43.890

Chief of Timing & Scoring

Orbits

Race Director

www.mylaps.com

Licensed to: RaceConsulting

MSCC 2016


Söndag Race

Knutstorp 2,070 km

5. Modsport III Race 2

2016-07-03 13:15

Race (12:00 and 1 Laps) started at 13:22:52



Lap	Lap Tm	Diff	Time of Day
4	1:29.528		13:29:13.418
5	1:29.620	+0.092	13:30:43.038
6	1:31.758	+2.230	13:32:14.796
7	1:36.973	+7.445	13:33:51.769
8	1:53.275	+23.747	13:35:45.044

(71) Per Hydén

1			13:24:36.273
2	1:30.253		13:26:06.526
3	2:10.268	+40.015	13:28:16.794

Lap Lap Tm Diff Time of Day

Lap Lap Tm Diff Time of Day

Chief of Timing & Scoring

Orbits

Race Director

MSCC 2016

Sorted on Best Lap time

Lördag Kval

Knutstorp 2,070 km

14. Roadsport A & B

2016-07-02 13:15

Qualifying started at 13:23:40

Pos	No.	Name	Class	Best Tm	In Lap	Diff	2nd Best	Gap	Sponsor
1	68	Martin Gistell	Front Advokaterna Road	1:15.909	7		1:16.494		
2	40	Anders Edlund	Front Advokaterna Road	1:16.000	8	0.091	1:16.220	0.091	
3	26	Henric Månsson	Front Advokaterna Road	1:19.448	6	3.539	1:19.951	3.448	
4	16	Lars Macklin	Front Advokaterna Road	1:19.614	7	3.705	1:19.627	0.166	
5	38	Johan Cornskiöld	Front Advokaterna Road	1:19.704	6	3.795	1:20.342	0.090	Datalogic Racing
6	1	Toni Berggren	Front Advokaterna Road	1:20.797	6	4.888	1:20.906	1.093	
7	56	Anton Svensson	Front Advokaterna Road	1:21.504	6	5.595	1:22.111	0.707	
8	81	Ulf Andersson	Front Advokaterna Road	1:21.589	6	5.680	1:21.742	0.085	
9	15	Magnus Mårtenson	Front Advokaterna Road	1:21.777	4	5.868	1:21.949	0.188	
10	96	Oskar Jakobsson	Front Advokaterna Road	1:21.840	5	5.931	1:22.180	0.063	
11	6	Magnus Bengtsson	Front Advokaterna Road	1:22.108	7	6.199	1:24.382	0.268	
12	23	Kenneth Sundfors	Front Advokaterna Road	1:22.821	8	6.912	1:24.197	0.713	KSR-Motorsport
13	59	Max Lindblom	Front Advokaterna Road	1:24.594	8	8.685	1:24.738	1.773	
14	36	Ulf Sandén	Front Advokaterna Road	1:26.789	5	10.880	1:27.256	2.195	
15	3	Kent Hellqvist	Front Advokaterna Road	1:27.055	6	11.146	1:27.696	0.266	
16	94	Anders Eriksson	Front Advokaterna Road	1:28.391	4	12.482	1:28.619	1.336	
17	67	Rolf Dawidzon	Front Advokaterna Road	1:30.748	7	14.839	1:31.526	2.357	
18	12	Torbjörn Isaksson	Front Advokaterna Road	1:31.237	5	15.328	1:31.390	0.489	
19	95	Peter Alzén	Front Advokaterna Road	1:35.725	2	19.816	1:38.026	4.488	
20	360	Mats Nilsson	Front Advokaterna Road		0				Kallerracing

Chief of Timing & Scoring

Orbits

Race Director

www.mylaps.com

Licensed to: RaceConsulting

Printed: 2016-07-02 17:18:33

MSCC 2016

Lördag Kval

14. Roadsport A & B

Qualifying started at 13:23:40

Knutstorp 2,070 km

2016-07-02 13:15

Lap	Lap Tm	Diff	Time of Day
(68) Martin Gistell			
1	1:23.870	+7.961	13:26:25.475
2	1:20.519	+4.610	13:27:45.994
3	1:19.420	+3.511	13:29:05.414
4	1:20.915	+5.006	13:30:26.329
5	1:17.022	+1.113	13:31:43.351
6	1:16.494	+0.585	13:32:59.845
7	1:15.909		13:34:15.754
(40) Anders Edlund			
1	1:44.706	+28.706	13:26:14.178
2	1:19.015	+3.015	13:27:33.193
3	1:21.105	+5.105	13:28:54.298
4	1:18.376	+2.376	13:30:12.674
5	1:16.220	+0.220	13:31:28.894
6	1:16.441	+0.441	13:32:45.335
7	1:18.264	+2.264	13:34:03.599
8	1:16.000		13:35:19.599
(26) Henric Månsson			
1	1:28.936	+9.488	13:25:40.010
2	1:26.236	+6.788	13:27:06.246
3	1:21.509	+2.061	13:28:27.755
4	1:21.157	+1.709	13:29:48.912
5	1:19.951	+0.503	13:31:08.863
6	1:19.448		13:32:28.311
7	1:20.778	+1.330	13:33:49.089
8	1:20.630	+1.182	13:35:09.719
(16) Lars Macklin			
1	1:25.009	+5.395	13:25:07.351
2	1:21.955	+2.341	13:26:29.306
3	1:20.597	+0.983	13:27:49.903
4	1:22.877	+3.263	13:29:12.780
5	1:22.027	+2.413	13:30:34.807
6	1:19.627	+0.013	13:31:54.434
7	1:19.614		13:33:14.048
8	1:20.841	+1.227	13:34:34.889
(38) Johan Comskiöld			
1	1:24.328	+4.624	13:26:25.198
2	1:23.492	+3.788	13:27:48.690
3	1:23.711	+4.007	13:29:12.401
4	1:23.513	+3.809	13:30:35.914
5	1:20.342	+0.638	13:31:56.256
6	1:19.704		13:33:15.960
7	1:22.962	+3.258	13:34:38.922
(1) Toni Berggren			
1	1:24.993	+4.196	13:26:22.960
2	1:22.523	+1.726	13:27:45.483
3	1:22.277	+1.480	13:29:07.760
4	1:23.538	+2.741	13:30:31.298
5	1:21.193	+0.396	13:31:52.491
6	1:20.797		13:33:13.288
7	1:20.906	+0.109	13:34:34.194
(56) Anton Svensson			
1	1:27.130	+5.626	13:25:11.758
2	1:28.186	+6.682	13:26:39.944
3	1:25.847	+4.343	13:28:05.791
4	1:23.771	+2.267	13:29:29.562
5	1:22.206	+0.702	13:30:51.768
6	1:21.504		13:32:13.272
7	1:24.530	+3.026	13:33:37.802

Lap	Lap Tm	Diff	Time of Day
8	1:22.111	+0.607	13:34:59.913
(81) Ulf Andersson			
1	1:26.595	+5.006	13:26:29.422
2	1:22.749	+1.160	13:27:52.171
3	1:22.946	+1.357	13:29:15.117
4	1:24.255	+2.666	13:30:39.372
5	1:23.406	+1.817	13:32:02.778
6	1:21.589		13:33:24.367
7	1:21.742	+0.153	13:34:46.109
(15) Magnus Mårtensson			
1	1:23.330	+1.553	13:25:30.863
2	1:24.294	+2.517	13:26:55.157
3	1:21.949	+0.172	13:28:17.106
4	1:21.777		13:29:38.883
5	1:28.151	+6.374	13:31:07.034
(96) Oskar Jakobsson			
1	1:33.293	+11.453	13:25:26.362
2	1:27.683	+5.843	13:26:54.045
3	1:22.254	+0.414	13:28:16.299
4	1:23.395	+1.555	13:29:39.694
5	1:21.840		13:31:01.534
6	1:24.020	+2.180	13:32:25.554
7	1:22.180	+0.340	13:33:47.734
(6) Magnus Bengtsson			
1	1:24.382	+2.274	13:26:21.640
2	1:24.975	+2.867	13:27:46.615
3	1:25.543	+3.435	13:29:12.158
4	1:28.586	+6.478	13:30:40.744
5	1:31.025	+8.917	13:32:11.769
6	1:25.567	+3.459	13:33:37.336
7	1:22.108		13:34:59.444
(23) Kenneth Sundfors			
1	1:33.841	+10.820	13:25:25.756
2	1:33.127	+10.306	13:26:58.883
3	1:25.317	+2.496	13:28:24.200
4	1:24.631	+1.810	13:29:48.831
5	1:26.612	+3.791	13:31:15.443
6	1:24.343	+1.522	13:32:39.786
7	1:24.197	+1.376	13:34:03.983
8	1:22.821		13:35:26.804
(59) Max Lindblom			
1	1:27.579	+2.985	13:25:35.113
2	1:27.486	+2.892	13:27:02.599
3	1:25.361	+0.767	13:28:27.960
4	1:25.304	+0.710	13:29:53.264
5	1:24.873	+0.279	13:31:18.137
6	1:24.738	+0.144	13:32:42.875
7	1:25.388	+0.794	13:34:08.263
8	1:24.594		13:35:32.857
(36) Ulf Sandén			
1	1:32.740	+5.951	13:26:42.706
2	1:29.152	+2.363	13:28:11.858
3	1:29.678	+2.889	13:29:41.536
4	1:27.256	+0.467	13:31:08.792
5	1:26.789		13:32:35.581
6	1:33.767	+6.978	13:34:09.348
7	1:35.742	+8.953	13:35:45.090
(3) Kent Hellqvist			

Lap	Lap Tm	Diff	Time of Day
1	1:36.681	+9.626	13:25:50.138
2	1:32.136	+5.081	13:27:22.274
3	1:27.758	+0.703	13:28:50.032
4	1:27.728	+0.673	13:30:17.760
5	1:27.696	+0.641	13:31:45.456
6	1:27.055		13:33:12.511
7	1:30.545	+3.490	13:34:43.056
(94) Anders Eriksson			
1	1:31.285	+2.894	13:30:56.078
2	1:28.619	+0.228	13:32:24.697
3	1:29.716	+1.325	13:33:54.413
4	1:28.391		13:35:22.804
(67) Rolf Dawidzon			
1	1:38.638	+7.890	13:25:54.419
2	1:35.587	+4.839	13:27:30.006
3	1:33.179	+2.431	13:29:03.185
4	1:35.984	+5.236	13:30:39.169
5	1:31.862	+1.114	13:32:11.031
6	1:31.526	+0.778	13:33:42.557
7	1:30.748		13:35:13.305
(12) Torbjörn Isaksson			
1	1:42.377	+11.140	13:25:53.436
2	1:35.530	+4.293	13:27:28.966
3	1:33.207	+1.970	13:29:02.173
4	1:33.719	+2.482	13:30:35.892
5	1:31.237		13:32:07.129
6	1:31.523	+0.286	13:33:38.652
7	1:31.390	+0.153	13:35:10.042
(95) Peter Alzén			
1	1:38.026	+2.301	13:25:55.074
2	1:35.725		13:27:30.799

Chief of Timing & Scoring

Orbits

Race Director

www.mylaps.com

Licensed to: RaceConsulting

Söndag Race

Knutstorp 2,070 km

14. Roadspoer A-B Race 1

2016-07-03 10:30

Race (11:00 and 1 Laps) started at 10:21:36

Pos	No.	Name	Class	Laps	Diff	Total Tm	Best Tm	Nat/State	Sponsor
Front Advokaterna Roadsport A									
1	26	Henric Månsson	Front Advokaterna Roac	12		13:05.705	1:03.062	SWE	
2	40	Anders Edlund	Front Advokaterna Roac	12	15.671	13:21.376	1:04.154	SWE	
3	1	Toni Berggren	Front Advokaterna Roac	12	21.849	13:27.554	1:05.553	SWE	
4	16	Lars Macklin	Front Advokaterna Roac	12	22.712	13:28.417	1:05.569	SWE	
5	15	Magnus Mårtenson	Front Advokaterna Roac	12	23.043	13:28.748	1:05.397	SWE	
6	3	Kent Hellqvist	Front Advokaterna Roac	12	34.140	13:39.845	1:04.954	SWE	
7	56	Anton Svensson	Front Advokaterna Roac	12	41.658	13:47.363	1:07.126	SWE	
8	23	Kenneth Sundfors	Front Advokaterna Roac	12	45.270	13:50.975	1:07.058	SWE	KSR-Motorsport
9	24	Hans Egonsson	Front Advokaterna Roac	12	45.492	13:51.197	1:04.402	SWE	
10	36	Ulf Sandén	Front Advokaterna Roac	12	46.510	13:52.215	1:06.784	SWE	
11	6	Magnus Bengtsson	Front Advokaterna Roac	12	58.110	14:03.815	1:08.291	SWE	
12	38	Johan Cornskiöld	Front Advokaterna Roac	12	1:02.998	14:08.703	1:09.366	SWE	Datalogic Racing
13	12	Torbjörn Isaksson	Front Advokaterna Roac	10	2 Laps	13:14.153	1:16.816	SWE	

Front Advokaterna Roadsport B

1	68	Martin Gistell	Front Advokaterna Roac	12		13:42.462	1:07.170	SWE	
2	81	Ulf Andersson	Front Advokaterna Roac	12	27.435	14:09.897	1:09.158	SWE	
3	59	Max Lindblom	Front Advokaterna Roac	11	1 Lap	13:07.685	1:09.302	SWE	
4	96	Oskar Jakobsson	Front Advokaterna Roac	11	1 Lap	13:10.120	1:10.163	SWE	
5	67	Rolf Dawidzon	Front Advokaterna Roac	11	1 Lap	13:41.374	1:11.630	SWE	
6	360	Mats Nilsson	Front Advokaterna Roac	11	1 Lap	13:56.367	1:13.085	SWE	Kalleracing
7	95	Peter Alzén	Front Advokaterna Roac	10	2 Laps	13:57.557	1:13.561	SWE	
8	94	Anders Eriksson	Front Advokaterna Roac	5	7 Laps	6:07.102	1:09.935	SWE	

Margin of Victory	Avg. Speed	Best Lap Tm	Best Speed	Best Lap by
15.671	113,814	1:03.062	118,169	26 - Henric Månsson

Chief of Timing & Scoring

Orbits

Race Director

www.mylaps.com

Licensed to: RaceConsulting

MSCC 2016


Söndag Race

14. Roadspoer A-B Race 1

Race (11:00 and 1 Laps) started at 10:21:36

Knutstorp 2,070 km

2016-07-03 10:30



Lap	Lap Tm	Diff	Time of Day
(26) Henric Månsson			
1	1:06.975	+3.913	10:22:47.052
2	1:03.062		10:23:50.114
3	1:03.403	+0.368	10:24:53.544
4	1:03.753	+0.691	10:25:57.297
5	1:04.192	+1.130	10:27:01.489
6	1:04.685	+1.623	10:28:06.174
7	1:06.875	+3.813	10:29:13.049
8	1:06.254	+3.192	10:30:19.303
9	1:05.495	+2.433	10:31:24.798
10	1:05.623	+2.561	10:32:30.421
11	1:05.525	+2.463	10:33:35.946
12	1:06.581	+3.519	10:34:42.527
(40) Anders Edlund			
1	1:07.518	+3.364	10:22:46.961
2	1:04.154		10:23:51.115
3	1:04.403	+0.249	10:24:55.518
4	1:04.296	+0.142	10:25:59.814
5	1:04.319	+0.165	10:27:04.133
6	1:09.271	+5.117	10:28:13.404
7	1:08.367	+4.213	10:29:21.771
8	1:07.474	+3.320	10:30:29.245
9	1:05.949	+1.795	10:31:35.194
10	1:05.711	+1.557	10:32:40.905
11	1:06.508	+2.354	10:33:47.413
12	1:10.785	+6.631	10:34:58.198
(1) Toni Berggren			
1	1:11.014	+5.461	10:22:52.988
2	1:05.553		10:23:58.541
3	1:06.043	+0.490	10:25:04.584
4	1:06.281	+0.728	10:26:10.865
5	1:06.160	+0.607	10:27:17.025
6	1:06.171	+0.618	10:28:23.196
7	1:06.616	+1.063	10:29:29.812
8	1:06.699	+1.146	10:30:36.511
9	1:07.104	+1.551	10:31:43.615
10	1:06.478	+0.925	10:32:50.093
11	1:07.435	+1.882	10:33:57.528
12	1:06.848	+1.295	10:35:04.376
(16) Lars Macklin			
1	1:11.884	+6.315	10:22:52.815
2	1:08.143	+2.574	10:24:00.958
3	1:07.497	+1.928	10:25:08.455
4	1:06.984	+1.415	10:26:15.439
5	1:06.133	+0.564	10:27:21.572
6	1:06.712	+1.143	10:28:28.284
7	1:05.948	+0.379	10:29:34.232
8	1:06.435	+0.866	10:30:40.667
9	1:06.326	+0.757	10:31:46.993
10	1:06.891	+1.322	10:32:53.884
11	1:05.786	+0.217	10:33:59.670
12	1:05.569		10:35:05.239
(15) Magnus Mårtensson			
1	1:11.280	+5.883	10:22:53.382
2	1:07.774	+2.377	10:24:01.156
3	1:07.433	+2.036	10:25:08.589
4	1:06.975	+1.578	10:26:15.564
5	1:06.316	+0.919	10:27:21.880
6	1:06.716	+1.319	10:28:28.596
7	1:06.787	+1.390	10:29:35.383
8	1:05.844	+0.447	10:30:41.227

Lap	Lap Tm	Diff	Time of Day
9	1:07.011	+1.614	10:31:48.238
10	1:06.049	+0.652	10:32:54.287
11	1:05.886	+0.489	10:34:00.173
12	1:05.397		10:35:05.570
(3) Kent Hellqvist			
1	1:16.367	+11.413	10:23:00.935
2	1:08.413	+3.459	10:24:09.348
3	1:08.423	+3.469	10:25:17.771
4	1:08.404	+3.450	10:26:26.175
5	1:07.173	+2.219	10:27:33.348
6	1:04.954		10:28:38.302
7	1:07.384	+2.430	10:29:45.686
8	1:06.638	+1.684	10:30:52.324
9	1:05.345	+0.391	10:31:57.669
10	1:05.564	+0.610	10:33:03.233
11	1:06.736	+1.782	10:34:09.969
12	1:06.698	+1.744	10:35:16.667
(68) Martin Gistell			
1	1:14.693	+7.523	10:22:54.533
2	1:08.241	+1.071	10:24:02.774
3	1:07.271	+0.101	10:25:10.045
4	1:07.267	+0.097	10:26:17.312
5	1:07.170		10:27:24.482
6	1:07.517	+0.347	10:28:31.999
7	1:08.430	+1.260	10:29:40.429
8	1:07.949	+0.779	10:30:48.378
9	1:07.499	+0.329	10:31:55.877
10	1:07.698	+0.528	10:33:03.575
11	1:08.271	+1.101	10:34:11.846
12	1:07.438	+0.268	10:35:19.284
(56) Anton Svensson			
1	1:14.032	+6.906	10:22:56.430
2	1:09.651	+2.525	10:24:06.081
3	1:08.513	+1.387	10:25:14.594
4	1:07.863	+0.737	10:26:22.457
5	1:07.853	+0.727	10:27:30.310
6	1:07.231	+0.105	10:28:37.541
7	1:08.211	+1.085	10:29:45.752
8	1:08.048	+0.922	10:30:53.800
9	1:07.393	+0.267	10:32:01.193
10	1:07.126		10:33:08.319
11	1:07.909	+0.783	10:34:16.228
12	1:07.957	+0.831	10:35:24.185
(23) Kenneth Sundfors			
1	1:14.981	+7.923	10:22:58.087
2	1:09.271	+2.213	10:24:07.358
3	1:09.416	+2.358	10:25:16.774
4	1:09.088	+2.030	10:26:25.862
5	1:07.361	+0.303	10:27:33.223
6	1:08.032	+0.974	10:28:41.255
7	1:07.780	+0.722	10:29:49.035
8	1:07.528	+0.470	10:30:56.563
9	1:08.921	+1.863	10:32:05.484
10	1:07.058		10:33:12.542
11	1:07.493	+0.435	10:34:20.035
12	1:07.762	+0.704	10:35:27.797
(24) Hans Egonsson			
1	1:13.508	+9.106	10:22:58.749
2	1:08.940	+4.538	10:24:07.689
3	1:07.803	+3.401	10:25:15.492
4	1:04.543	+0.141	10:26:20.035

Lap	Lap Tm	Diff	Time of Day
5	1:04.402		10:27:24.437
6	1:04.532	+0.130	10:28:28.969
7	1:29.470	+25.068	10:29:58.439
8	1:06.713	+2.311	10:31:05.152
9	1:06.250	+1.848	10:32:11.402
10	1:04.957	+0.555	10:33:16.359
11	1:04.700	+0.298	10:34:21.059
12	1:06.960	+2.558	10:35:28.019
(36) Ulf Sandén			
1	1:17.402	+10.618	10:23:01.118
2	1:10.330	+3.546	10:24:11.448
3	1:09.163	+2.379	10:25:20.611
4	1:07.295	+0.511	10:26:27.906
5	1:08.888	+2.104	10:27:36.794
6	1:07.137	+0.353	10:28:43.931
7	1:08.155	+1.371	10:29:52.086
8	1:07.435	+0.651	10:30:59.521
9	1:06.784		10:32:06.305
10	1:06.801	+0.017	10:33:13.106
11	1:07.608	+0.824	10:34:20.714
12	1:08.323	+1.539	10:35:29.037
(6) Magnus Bengtsson			
1	1:14.878	+6.587	10:22:57.665
2	1:09.276	+0.985	10:24:06.941
3	1:09.649	+1.358	10:25:16.590
4	1:09.020	+0.729	10:26:25.610
5	1:09.827	+1.536	10:27:35.437
6	1:08.291		10:28:43.728
7	1:10.929	+2.638	10:29:54.657
8	1:08.907	+0.616	10:31:03.564
9	1:09.194	+0.903	10:32:12.758
10	1:09.138	+0.847	10:33:21.896
11	1:09.021	+0.730	10:34:30.917
12	1:09.720	+1.429	10:35:40.637
(38) Johan Comskiöld			
1	1:14.326	+4.960	10:22:56.018
2	1:09.859	+0.493	10:24:05.877
3	1:09.991	+0.625	10:25:15.868
4	1:09.391	+0.025	10:26:25.259
5	1:11.626	+2.260	10:27:36.885
6	1:09.366		10:28:46.251
7	1:09.894	+0.528	10:29:56.145
8	1:09.372	+0.006	10:31:05.517
9	1:09.675	+0.309	10:32:15.192
10	1:10.840	+1.474	10:33:26.032
11	1:09.660	+0.294	10:34:35.692
12	1:09.833	+0.467	10:35:45.525
(81) Ulf Andersson			
1	1:14.190	+5.032	10:22:56.746
2	1:09.917	+0.759	10:24:06.663
3	1:11.811	+2.653	10:25:18.474
4	1:09.454	+0.296	10:26:27.928
5	1:08.843	+0.685	10:27:37.771
6	1:09.158		10:28:46.929
7	1:09.887	+0.729	10:29:56.816
8	1:10.366	+1.208	10:31:07.182
9	1:09.550	+0.392	10:32:16.732
10	1:10.301	+1.143	10:33:27.033
11	1:09.612	+0.454	10:34:36.645
12	1:10.074	+0.916	10:35:46.719
(59) Max Lindblom			

Chief of Timing & Scoring

Orbits

Race Director

www.mylaps.com

Licensed to: RaceConsulting

MSCC 2016


Söndag Race

14. Roadspoer A-B Race 1

Race (11:00 and 1 Laps) started at 10:21:36

Knutstorp 2,070 km

2016-07-03 10:30



Lap	Lap Tm	Diff	Time of Day
1	1:16.421	+7.119	10:23:00.445
2	1:11.054	+1.752	10:24:11.499
3	1:11.291	+1.989	10:25:22.790
4	1:09.954	+0.652	10:26:32.744
5	1:11.854	+2.552	10:27:44.598
6	1:10.213	+0.911	10:28:54.811
7	1:09.453	+0.151	10:30:04.264
8	1:09.391	+0.089	10:31:13.655
9	1:10.691	+1.389	10:32:24.346
10	1:09.302		10:33:33.648
11	1:10.859	+1.557	10:34:44.507

(96) Oskar Jakobsson

1	1:14.693	+4.530	10:22:57.692
2	1:12.777	+2.614	10:24:10.469
3	1:10.559	+0.396	10:25:21.028
4	1:10.169	+0.006	10:26:31.197
5	1:10.163		10:27:41.360
6	1:10.329	+0.166	10:28:51.689
7	1:10.657	+0.494	10:30:02.346
8	1:10.618	+0.455	10:31:12.964
9	1:10.900	+0.737	10:32:23.864
10	1:11.072	+0.909	10:33:34.936
11	1:12.006	+1.843	10:34:46.942

(67) Rolf Dawidzon

1	1:20.268	+8.638	10:23:04.954
2	1:13.993	+2.363	10:24:18.947
3	1:13.228	+1.598	10:25:32.175
4	1:11.630		10:26:43.805
5	1:12.345	+0.715	10:27:56.150
6	1:12.782	+1.152	10:29:08.932
7	1:13.457	+1.827	10:30:22.389
8	1:12.968	+1.338	10:31:35.357
9	1:13.523	+1.893	10:32:48.880
10	1:15.676	+4.046	10:34:04.556
11	1:13.640	+2.010	10:35:18.196

(360) Mats Nilsson

1	1:17.603	+4.518	10:23:02.939
2	1:13.085		10:24:16.024
3	1:13.826	+0.741	10:25:29.850
4	1:13.992	+0.907	10:26:43.842
5	1:14.711	+1.626	10:27:58.553
6	1:16.458	+3.373	10:29:15.011
7	1:15.212	+2.127	10:30:30.223
8	1:14.110	+1.025	10:31:44.333
9	1:15.026	+1.941	10:32:59.359
10	1:16.077	+2.992	10:34:15.436
11	1:17.753	+4.668	10:35:33.189

(12) Torbjörn Isaksson

1	1:19.837	+3.021	10:23:05.768
2	1:17.258	+0.442	10:24:23.026
3	1:17.232	+0.416	10:25:40.258
4	1:16.816		10:26:57.074
5	1:18.166	+1.350	10:28:15.240
6	1:16.935	+0.119	10:29:32.175
7	1:21.252	+4.436	10:30:53.427
8	1:18.793	+1.977	10:32:12.220
9	1:19.352	+2.536	10:33:31.572
10	1:19.403	+2.587	10:34:50.975

(95) Peter Alzén

1	1:19.706	+6.145	10:23:04.874
2	1:13.561		10:24:18.435

Lap	Lap Tm	Diff	Time of Day
3	1:13.576	+0.015	10:25:32.011
4	1:14.108	+0.547	10:26:46.119
5	1:13.922	+0.361	10:28:00.041
6	1:15.900	+2.339	10:29:15.941
7	1:15.585	+2.024	10:30:31.526
8	2:30.304	+1:16.743	10:33:01.830
9	1:18.546	+4.985	10:34:20.376
10	1:14.003	+0.442	10:35:34.379

(94) Anders Eriksson

1	1:17.584	+7.649	10:23:01.621
2	1:11.115	+1.180	10:24:12.736
3	1:10.440	+0.505	10:25:23.176
4	1:09.935		10:26:33.111
5	1:10.813	+0.878	10:27:43.924

Chief of Timing & Scoring

Race Director

Orbits

www.mylaps.com

Licensed to: RaceConsulting

MSCC 2016

Sorted on Laps

Söndag Race

Knutstorp 2,070 km

14. Roadspoer A-B Race 2

2016-07-03 16:40

Race (12:00 and 1 Laps) started at 16:46:57

Pos	No.	Name	Class	Laps	Diff	Total Tm	Best Tm	Nat/State	Sponsor
Front Advokaterna Roadsport A									
1	40	Anders Edlund	Front Advokaterna Roac	13		14:02.597	1:03.774	SWE	
2	26	Henric Månsson	Front Advokaterna Roac	13	1.407	14:04.004	1:03.616	SWE	
3	1	Toni Berggren	Front Advokaterna Roac	13	25.690	14:28.287	1:05.610	SWE	
4	24	Hans Egonsson	Front Advokaterna Roac	13	26.157	14:28.754	1:05.149		
5	15	Magnus Mårtenson	Front Advokaterna Roac	13	26.626	14:29.223	1:05.645	SWE	
6	23	Kenneth Sundfors	Front Advokaterna Roac	13	41.866	14:44.463	1:06.678	SWE	KSR-Motorsport
7	36	Ulf Sandén	Front Advokaterna Roac	13	42.468	14:45.065	1:06.915	SWE	
8	56	Anton Svensson	Front Advokaterna Roac	13	43.015	14:45.612	1:06.675	SWE	
9	6	Magnus Bengtsson	Front Advokaterna Roac	13	1:08.303	15:10.900	1:08.622	SWE	
10	38	Johan Cornskiöld	Front Advokaterna Roac	12	1 Lap	14:43.720	1:10.412	SWE	Datalogic Racing
11	3	Kent Hellqvist	Front Advokaterna Roac	11	2 Laps	12:10.675	1:05.082	SWE	
12	12	Torbjörn Isaksson	Front Advokaterna Roac	11	2 Laps	14:02.835	1:13.299	SWE	
Not classified									
DNS	16	Lars Macklin	Front Advokaterna Roac		DNS			SWE	
Front Advokaterna Roadsport B									
1	68	Martin Gistell	Front Advokaterna Roac	13		14:50.471	1:07.370	SWE	
2	81	Ulf Andersson	Front Advokaterna Roac	12	1 Lap	14:10.786	1:09.145		
3	59	Max Lindblom	Front Advokaterna Roac	12	1 Lap	14:14.044	1:09.494	SWE	
4	96	Oskar Jakobsson	Front Advokaterna Roac	12	1 Lap	14:21.327	1:10.202	SWE	
5	67	Rolf Dawidzon	Front Advokaterna Roac	12	1 Lap	14:56.739	1:12.718	SWE	
6	360	Mats Nilsson	Front Advokaterna Roac	12	1 Lap	15:19.397	1:14.049	SWE	Kalleracing
Not classified									
DNS	94	Anders Eriksson	Front Advokaterna Roac		DNS			SWE	
DNS	95	Peter Alzén	Front Advokaterna Roac		DNS			SWE	

Margin of Victory	Avg. Speed	Best Lap Tm	Best Speed	Best Lap by
1.407	114,973	1:03.616	117,140	26 - Henric Månsson

Chief of Timing & Scoring

Orbits

Race Director

www.mylaps.com

Licensed to: RaceConsulting

Printed: 2016-07-03 17:03:11

MSCC 2016

Söndag Race

14. Roadspoer A-B Race 2

Race (12:00 and 1 Laps) started at 16:46:57

Knutstorp 2,070 km

2016-07-03 16:40

Lap	Lap Tm	Diff	Time of Day	Lap	Lap Tm	Diff	Time of Day	Lap	Lap Tm	Diff	Time of Day
(40) Anders Edlund											
1	1:07.807	+4.033	16:48:08.060	5	1:06.207	+0.562	16:52:34.766	11	1:07.978	+0.608	16:59:32.520
2	1:04.477	+0.703	16:49:12.537	6	1:05.645		16:53:40.411	12	1:07.820	+0.450	17:00:40.340
3	1:03.807	+0.033	16:50:16.344	7	1:06.015	+0.370	16:54:46.426	13	1:07.901	+0.531	17:01:48.241
4	1:03.930	+0.156	16:51:20.274	8	1:06.927	+1.282	16:55:53.353	(6) Magnus Bengtsson			
5	1:03.774		16:52:24.048	9	1:06.280	+0.635	16:56:59.633	1	1:13.599	+4.977	16:48:16.870
6	1:05.115	+1.341	16:53:29.163	10	1:06.298	+0.653	16:58:05.931	2	1:08.627	+0.005	16:49:25.497
7	1:04.715	+0.941	16:54:33.878	11	1:06.734	+1.089	16:59:12.665	3	1:08.716	+0.094	16:50:34.213
8	1:05.265	+1.491	16:55:39.143	12	1:06.912	+1.267	17:00:19.577	4	1:09.055	+0.433	16:51:43.268
9	1:04.173	+0.399	16:56:43.316	13	1:07.416	+1.771	17:01:26.993	5	1:08.910	+0.288	16:52:52.178
10	1:04.241	+0.467	16:57:47.557	(23) Kenneth Sundfors				6	1:09.038	+0.416	16:54:01.216
11	1:03.952	+0.178	16:58:51.509	1	1:10.631	+3.953	16:48:12.954	7	1:08.622		16:55:09.838
12	1:03.782	+0.008	16:59:55.291	2	1:07.222	+0.544	16:49:20.176	8	1:08.895	+0.273	16:56:18.733
13	1:05.076	+1.302	17:01:00.367	3	1:07.533	+0.855	16:50:27.709	9	1:09.219	+0.597	16:57:27.952
(26) Henric Månsson											
1	1:07.645	+4.029	16:48:07.485	4	1:06.678		16:51:34.387	10	1:08.894	+0.272	16:58:36.846
2	1:04.542	+0.926	16:49:12.027	5	1:06.998	+0.320	16:52:41.385	11	1:09.696	+1.074	16:59:46.542
3	1:03.616		16:50:15.643	6	1:07.383	+0.705	16:53:48.768	12	1:12.071	+3.449	17:00:58.613
4	1:03.959	+0.343	16:51:19.602	7	1:06.806	+0.128	16:54:55.574	13	1:10.057	+1.435	17:02:08.670
5	1:04.066	+0.450	16:52:23.668	8	1:07.108	+0.430	16:56:02.682	(81) Ulf Andersson			
6	1:04.710	+1.094	16:53:28.378	9	1:08.350	+1.672	16:57:11.032	1	1:14.312	+5.167	16:48:17.896
7	1:05.075	+1.459	16:54:33.453	10	1:07.720	+1.042	16:58:18.752	2	1:09.145		16:49:27.041
8	1:04.675	+1.059	16:55:38.128	11	1:07.981	+1.303	16:59:26.733	3	1:09.596	+0.451	16:50:36.637
9	1:04.779	+1.163	16:56:42.907	12	1:07.609	+0.931	17:00:34.342	4	1:09.503	+0.358	16:51:46.140
10	1:04.541	+0.925	16:57:47.448	13	1:07.891	+1.213	17:01:42.233	5	1:09.870	+0.725	16:52:56.010
11	1:04.856	+1.240	16:58:52.304	(36) Ulf Sandén				6	1:09.837	+0.692	16:54:05.847
12	1:04.369	+0.753	16:59:56.673	1	1:11.279	+4.364	16:48:13.596	7	1:09.786	+0.641	16:55:15.633
13	1:05.101	+1.485	17:01:01.774	2	1:07.328	+0.413	16:49:20.924	8	1:09.991	+0.846	16:56:25.624
(1) Toni Berggren											
1	1:09.257	+3.647	16:48:10.729	3	1:07.831	+0.916	16:50:28.755	9	1:10.057	+0.912	16:57:35.681
2	1:05.764	+0.154	16:49:16.493	4	1:06.990	+0.075	16:51:35.745	10	1:10.626	+1.481	16:58:46.307
3	1:05.610		16:50:22.103	5	1:06.953	+0.038	16:52:42.698	11	1:11.945	+2.800	16:59:58.252
4	1:06.153	+0.543	16:51:28.256	6	1:07.638	+0.723	16:53:50.336	12	1:10.304	+1.159	17:01:08.556
5	1:05.997	+0.387	16:52:34.253	7	1:06.932	+0.017	16:54:57.268	(59) Max Lindblom			
6	1:05.831	+0.221	16:53:40.084	8	1:06.915		16:56:04.183	1	1:15.496	+6.002	16:48:19.560
7	1:06.154	+0.544	16:54:46.238	9	1:07.818	+0.903	16:57:12.001	2	1:10.531	+1.037	16:49:30.091
8	1:06.926	+1.316	16:55:53.164	10	1:07.473	+0.558	16:58:19.474	3	1:10.651	+1.157	16:50:40.742
9	1:06.131	+0.521	16:56:59.295	11	1:07.827	+0.912	16:59:27.301	4	1:10.198	+0.704	16:51:50.940
10	1:06.386	+0.776	16:58:05.681	12	1:08.054	+1.139	17:00:35.355	5	1:09.934	+0.440	16:53:00.874
11	1:06.670	+1.060	16:59:12.351	13	1:07.480	+0.565	17:01:42.835	6	1:10.411	+0.917	16:54:11.285
12	1:06.792	+1.182	17:00:19.143	(56) Anton Svensson				7	1:10.629	+1.135	16:55:21.914
13	1:06.914	+1.304	17:01:26.057	1	1:12.266	+5.591	16:48:15.234	8	1:10.108	+0.614	16:56:32.022
(24) Hans Egonsson											
1	1:09.009	+3.860	16:48:09.511	2	1:07.996	+1.321	16:49:23.230	9	1:09.494		16:57:41.516
2	1:05.372	+0.223	16:49:14.883	3	1:07.147	+0.472	16:50:30.377	10	1:09.862	+0.368	16:58:51.378
3	1:05.851	+0.702	16:50:20.734	4	1:07.370	+0.695	16:51:37.747	11	1:10.654	+1.160	17:00:02.032
4	1:06.860	+1.711	16:51:27.594	5	1:07.763	+1.088	16:52:45.510	12	1:09.782	+0.288	17:01:11.814
5	1:10.663	+5.514	16:52:38.257	6	1:06.980	+0.305	16:53:52.490	(96) Oskar Jakobsson			
6	1:05.582	+0.433	16:53:43.839	7	1:06.675		16:54:59.165	1	1:16.437	+6.235	16:48:21.248
7	1:05.348	+0.199	16:54:49.187	8	1:06.770	+0.095	16:56:05.935	2	1:11.005	+0.803	16:49:32.253
8	1:05.149		16:55:54.336	9	1:07.085	+0.410	16:57:13.020	3	1:10.334	+0.132	16:50:42.587
9	1:05.677	+0.528	16:57:00.013	10	1:07.848	+1.173	16:58:20.868	4	1:10.658	+0.456	16:51:53.245
10	1:06.255	+1.106	16:58:06.268	11	1:07.221	+0.546	16:59:28.089	5	1:11.250	+1.048	16:53:04.495
11	1:06.723	+1.574	16:59:12.991	12	1:07.735	+1.060	17:00:35.824	6	1:10.554	+0.352	16:54:15.049
12	1:06.951	+1.802	17:00:19.942	13	1:07.558	+0.883	17:01:43.382	7	1:10.202		16:55:25.251
13	1:06.582	+1.433	17:01:26.524	(68) Martin Gistell				8	1:10.444	+0.242	16:56:35.695
(15) Magnus Mårtensson											
1	1:09.682	+4.037	16:48:11.053	1	1:11.567	+4.197	16:48:14.552	9	1:10.502	+0.300	16:57:46.197
2	1:05.754	+0.109	16:49:16.807	2	1:08.030	+0.660	16:49:22.582	10	1:11.239	+1.037	16:58:57.436
3	1:05.922	+0.277	16:50:22.729	3	1:07.565	+0.195	16:50:30.147	11	1:10.568	+0.366	17:00:08.004
4	1:05.830	+0.185	16:51:28.559	4	1:07.470	+0.100	16:51:37.617	12	1:11.093	+0.891	17:01:19.097
5	1:07.860	+0.490	16:52:45.477	5	1:07.860	+0.490	16:52:45.477	(38) Johan Comskiöld			
6	1:07.903	+0.533	16:53:53.380	6	1:07.903	+0.533	16:53:53.380	1	1:15.951	+5.539	16:48:20.476
7	1:07.444	+0.074	16:55:00.824	7	1:07.444	+0.074	16:55:00.824	2	1:11.033	+0.621	16:49:31.509
8	1:07.968	+0.598	16:56:08.792	8	1:07.968	+0.598	16:56:08.792	3	1:10.412		16:50:41.921
9	1:07.370		16:57:16.162	9	1:07.370		16:57:16.162	4	1:10.757	+0.345	16:51:52.678
10	1:08.380	+1.010	16:58:24.542	10	1:08.380	+1.010	16:58:24.542				

Chief of Timing & Scoring

Race Director

Orbits

www.mylaps.com

Licensed to: RaceConsulting

MSCC 2016


Söndag Race

14. Roadspoer A-B Race 2

Race (12:00 and 1 Laps) started at 16:46:57

Knutstorp 2,070 km

2016-07-03 16:40



Lap	Lap Tm	Diff	Time of Day	Lap	Lap Tm	Diff	Time of Day	Lap	Lap Tm	Diff	Time of Day
5	1:11.227	+0.815	16:53:03.905								
6	1:12.732	+2.320	16:54:16.637								
7	1:13.147	+2.735	16:55:29.784								
8	1:13.413	+3.001	16:56:43.197								
9	1:13.574	+3.162	16:57:56.771								
10	1:18.514	+8.102	16:59:15.285								
11	1:13.676	+3.264	17:00:28.961								
12	1:12.529	+2.117	17:01:41.490								
(67) Rolf Dawidzon											
1	1:18.204	+5.486	16:48:22.861								
2	1:13.673	+0.955	16:49:36.534								
3	1:13.250	+0.532	16:50:49.784								
4	1:13.592	+0.874	16:52:03.376								
5	1:12.718		16:53:16.094								
6	1:13.088	+0.370	16:54:29.182								
7	1:14.748	+2.030	16:55:43.930								
8	1:13.320	+0.602	16:56:57.250								
9	1:15.876	+3.158	16:58:13.126								
10	1:13.813	+1.095	16:59:26.939								
11	1:14.417	+1.699	17:00:41.356								
12	1:13.153	+0.435	17:01:54.509								
(360) Mats Nilsson											
1	1:18.939	+4.890	16:48:23.991								
2	1:15.249	+1.200	16:49:39.240								
3	1:14.472	+0.423	16:50:53.712								
4	1:14.909	+0.860	16:52:08.621								
5	1:14.287	+0.238	16:53:22.908								
6	1:16.530	+2.481	16:54:39.438								
7	1:18.135	+4.086	16:55:57.573								
8	1:14.049		16:57:11.622								
9	1:16.235	+2.186	16:58:27.857								
10	1:15.088	+1.039	16:59:42.945								
11	1:17.395	+3.346	17:01:00.340								
12	1:16.827	+2.778	17:02:17.167								
(3) Kent Hellqvist											
1	1:09.228	+4.146	16:48:10.095								
2	1:05.683	+0.601	16:49:15.778								
3	1:05.082		16:50:20.860								
4	1:05.602	+0.520	16:51:26.462								
5	1:05.482	+0.400	16:52:31.944								
6	1:05.698	+0.616	16:53:37.642								
7	1:05.688	+0.606	16:54:43.330								
8	1:08.461	+3.379	16:55:51.791								
9	1:05.351	+0.269	16:56:57.142								
10	1:05.655	+0.573	16:58:02.797								
11	1:05.648	+0.566	16:59:08.445								
(12) Torbjörn Isaksson											
1	1:18.917	+5.618	16:48:24.912								
2	1:15.427	+2.128	16:49:40.339								
3	1:15.084	+1.785	16:50:55.423								
4	1:14.034	+0.735	16:52:09.457								
5	1:13.848	+0.549	16:53:23.305								
6	1:16.898	+3.599	16:54:40.203								
7	1:18.624	+5.325	16:55:58.827								
8	1:16.964	+3.665	16:57:15.791								
9	1:15.728	+2.429	16:58:31.519								
10	1:13.299		16:59:44.818								
11	1:15.787	+2.488	17:01:00.605								

Chief of Timing & Scoring

Orbits

Race Director

www.mylaps.com

Licensed to: RaceConsulting

MSCC 2016

Sorted on Best Lap time

Lördag Kval

Knutstorp 2,070 km

2. Roadsport C

2016-07-02 09:14

Qualifying started at 9:15:50

Pos	No.	Name	Class	Best Tm	In Lap	Diff	2nd Best	Gap	Sponsor
1	73	Niklas Kristiansson	Front Advokaterna Road	1:20.002	5		1:20.618		KS Anläggning & Mark /
2	777	Andreas Jähne	Front Advokaterna Road	1:20.445	5	0.443	1:20.730	0.443	
3	96	Oskar Jakobsson	Roadsport C	1:20.772	3	0.770	1:21.274	0.327	
4	90	Christoffer Waern	Front Advokaterna Road	1:21.637	5	1.635	1:22.356	0.865	
5	68	Alexander Mullard	Front Advokaterna Road	1:22.204	3	2.202	1:23.582	0.567	
6	82	Anders Träff	Front Advokaterna Road	1:22.241	4	2.239	1:22.625	0.037	
7	78	Thomas Pihl	Front Advokaterna Road	1:22.941	4	2.939	1:24.909	0.700	
8	177	Johan Hedström	Front Advokaterna Road	1:23.915	4	3.913	1:24.925	0.974	
9	95	Niclas Larsson	Front Advokaterna Road	1:24.468	3	4.466	1:25.114	0.553	
10	75	Petter Sångberg	Front Advokaterna Road	1:25.022	5	5.020	1:25.185	0.554	
11	63	Thomas Sörquist	Front Advokaterna Road	1:25.045	2	5.043	1:25.372	0.023	
12	65	Ulf Wärnberg	Front Advokaterna Road	1:26.476	3	6.474	1:27.124	1.431	
13	94	Dan Pettersson Berg	Front Advokaterna Road	1:26.996	4	6.994	1:27.501	0.520	
14	183	Bertil Thorsson	Front Advokaterna Road	1:27.126	3	7.124	1:27.691	0.130	
15	171	Anders Agfors	Front Advokaterna Road	1:27.322	4	7.320	1:28.584	0.196	
16	84	Nils-Erik Persson	Front Advokaterna Road	1:28.317	5	8.315	1:28.376	0.995	
17	52	Inge Johnson	Gärde Wesslau Roadspo	1:30.408	4	10.406	1:30.897	2.091	
18	51	Sven-Åke Jarl	Front Advokaterna Road	1:30.559	2	10.557	1:31.102	0.151	
19	53	Morgan Lärnesand	Front Advokaterna Road	1:33.489	4	13.487	1:34.147	2.930	

Chief of Timing & Scoring

Orbits

Race Director

www.mylaps.com

Licensed to: RaceConsulting

Printed: 2016-07-02 17:00:14

MSCC 2016

Lördag Kval

2. Roadsport C

Qualifying started at 9:15:50

Knutstorp 2,070 km

2016-07-02 09:14

Lap	Lap Tm	Diff	Time of Day
(73) Niklas Kristiansson			
1	1:21.279	+1.277	9:18:58.329
2	1:22.134	+2.132	9:20:20.463
3	1:20.618	+0.616	9:21:41.081
4	1:22.555	+2.553	9:23:03.636
5	1:20.002		9:24:23.638

Lap	Lap Tm	Diff	Time of Day
(777) Andreas Jähne			
1	1:23.618	+3.173	9:19:59.703
2	1:20.730	+0.285	9:21:20.433
3	1:21.887	+1.442	9:22:42.320
4	1:21.286	+0.841	9:24:03.606
5	1:20.445		9:25:24.051
6	1:33.184	+12.739	9:26:57.235
7	1:36.800	+16.355	9:28:34.035
8	2:18.496	+58.051	9:30:52.531

Lap	Lap Tm	Diff	Time of Day
(96) Oskar Jakobsson			
1	1:22.636	+1.864	9:20:05.081
2	1:23.235	+2.463	9:21:28.316
3	1:20.772		9:22:49.088
4	1:21.274	+0.502	9:24:10.362
5	1:23.441	+2.669	9:25:33.803
6	1:39.561	+18.789	9:27:13.364
7	1:52.158	+31.386	9:29:05.522
8	2:11.820	+51.048	9:31:17.342

Lap	Lap Tm	Diff	Time of Day
(90) Christoffer Waern			
1	1:25.032	+3.395	9:19:26.879
2	1:23.732	+2.095	9:20:50.611
3	1:24.335	+2.698	9:22:14.946
4	1:22.356	+0.719	9:23:37.302
5	1:21.637		9:24:58.939
6	1:24.718	+3.081	9:26:23.657
7	1:50.311	+28.674	9:28:13.968
8	2:25.974	+1:04.337	9:30:39.942

Lap	Lap Tm	Diff	Time of Day
(68) Alexander Mullard			
1	1:26.187	+3.983	9:19:59.183
2	1:23.751	+1.547	9:21:22.934
3	1:22.204		9:22:45.138
4	1:24.445	+2.241	9:24:09.583
5	1:23.582	+1.378	9:25:33.165
6	1:39.386	+17.182	9:27:12.551
7	1:52.171	+29.967	9:29:04.722
8	2:11.935	+49.731	9:31:16.657

Lap	Lap Tm	Diff	Time of Day
(82) Anders Träff			
1	1:26.541	+4.300	9:20:18.036
2	1:22.625	+0.384	9:21:40.661
3	1:24.233	+1.992	9:23:04.894
4	1:22.241		9:24:27.135

Lap	Lap Tm	Diff	Time of Day
(78) Thomas Pihl			
1	1:27.243	+4.302	9:19:35.961
2	1:26.064	+3.123	9:21:02.025
3	1:29.609	+6.668	9:22:31.634
4	1:22.941		9:23:54.575
5	1:24.909	+1.968	9:25:19.484
6	1:29.933	+6.992	9:26:49.417
7	1:37.589	+14.648	9:28:27.006
8	2:17.073	+54.132	9:30:44.079

Lap	Lap Tm	Diff	Time of Day
(177) Johan Hedström			
1	1:26.225	+2.310	9:20:08.190

Lap	Lap Tm	Diff	Time of Day
2	1:24.925	+1.010	9:21:33.115
3	1:26.325	+2.410	9:22:59.440
4	1:23.915		9:24:23.355
5	1:40.859	+16.944	9:26:04.214
6	2:00.788	+36.873	9:28:05.002
7	2:29.048	+1:05.133	9:30:34.050

Lap	Lap Tm	Diff	Time of Day
(95) Niclas Larsson			
1	1:27.594	+3.126	9:19:54.650
2	1:25.114	+0.646	9:21:19.764
3	1:24.468		9:22:44.232
4	1:29.233	+4.765	9:24:13.465
5	1:29.092	+4.624	9:25:42.557
6	1:34.445	+9.977	9:27:17.002
7	1:53.610	+29.142	9:29:10.612
8	2:19.116	+54.648	9:31:29.728

Lap	Lap Tm	Diff	Time of Day
(75) Petter Sångberg			
1	1:25.964	+0.942	9:19:21.859
2	1:26.138	+1.116	9:20:47.997
3	1:25.185	+0.163	9:22:13.182
4	1:25.450	+0.428	9:23:38.632
5	1:25.022		9:25:03.654
6	1:41.162	+16.140	9:26:44.816
7	1:39.068	+14.046	9:28:23.884
8	2:17.297	+52.275	9:30:41.181

Lap	Lap Tm	Diff	Time of Day
(63) Thomas Sörquist			
1	1:30.237	+5.192	9:19:35.472
2	1:25.045		9:21:00.517
3	1:25.372	+0.327	9:22:25.889
4	1:25.528	+0.483	9:23:51.417
5	1:25.470	+0.425	9:25:16.887
6	1:30.813	+5.768	9:26:47.700
7	1:38.167	+13.122	9:28:25.867
8	2:16.578	+51.533	9:30:42.445

Lap	Lap Tm	Diff	Time of Day
(65) Ulf Wårnberg			
1	1:35.454	+8.978	9:20:24.750
2	1:28.417	+1.941	9:21:53.167
3	1:26.476		9:23:19.643
4	1:27.124	+0.648	9:24:46.767

Lap	Lap Tm	Diff	Time of Day
(94) Dan Pettersson Berg			
1	1:28.782	+1.786	9:20:10.902
2	1:27.501	+0.505	9:21:38.403
3	1:30.283	+3.287	9:23:08.686
4	1:26.996		9:24:35.682
5	1:35.469	+8.473	9:26:11.151
6	1:55.140	+28.144	9:28:06.291
7	2:28.939	+1:01.943	9:30:35.230

Lap	Lap Tm	Diff	Time of Day
(183) Bertil Thorsson			
1	1:33.039	+5.913	9:20:23.053
2	1:27.805	+0.679	9:21:50.858
3	1:27.126		9:23:17.984
4	1:27.691	+0.565	9:24:45.675
5	1:32.539	+5.413	9:26:18.214
6	1:52.528	+25.402	9:28:10.742
7	2:27.572	+1:00.446	9:30:38.314

Lap	Lap Tm	Diff	Time of Day
(171) Anders Agfors			
1	1:29.203	+1.881	9:19:25.885
2	1:29.515	+2.193	9:20:55.400
3	1:28.584	+1.262	9:22:23.984
4	1:27.322		9:23:51.306

Lap	Lap Tm	Diff	Time of Day
5	1:29.320	+1.998	9:25:20.626
6	1:32.881	+5.559	9:26:53.507
7	1:36.269	+8.947	9:28:29.776
8	2:16.671	+49.349	9:30:46.447

Lap	Lap Tm	Diff	Time of Day
(84) Nils-Erik Persson			
1	1:31.295	+2.978	9:19:28.471
2	1:28.818	+0.501	9:20:57.289
3	1:28.397	+0.080	9:22:25.686
4	1:28.376	+0.059	9:23:54.062
5	1:28.317		9:25:22.379
6	1:33.401	+5.084	9:26:55.780
7	1:36.149	+7.832	9:28:31.929
8	2:16.731	+48.414	9:30:48.660

Lap	Lap Tm	Diff	Time of Day
(52) Inge Johnson			
1	1:30.897	+0.489	9:19:35.567
2	1:30.938	+0.530	9:21:06.505
3	1:32.803	+2.395	9:22:39.308
4	1:30.408		9:24:09.716
5	1:32.035	+1.627	9:25:41.751
6	1:32.637	+2.229	9:27:14.388
7	1:52.275	+21.867	9:29:06.663
8	2:12.352	+41.944	9:31:19.015

Lap	Lap Tm	Diff	Time of Day
(51) Sven-Ake Jarl			
1	1:33.071	+2.512	9:20:01.789
2	1:30.559		9:21:32.348
3	1:31.822	+1.263	9:23:04.170
4	1:31.102	+0.543	9:24:35.272
5	1:36.433	+5.874	9:26:11.705
6	1:56.604	+26.045	9:28:08.309
7	2:27.910	+57.351	9:30:36.219

Lap	Lap Tm	Diff	Time of Day
(53) Morgan Låmesand			
1	1:37.603	+4.114	9:19:33.200
2	1:34.147	+0.658	9:21:07.347
3	1:35.352	+1.863	9:22:42.699
4	1:33.489		9:24:16.188
5	1:46.717	+13.228	9:26:02.905
6	2:00.179	+26.690	9:28:03.084
7	2:29.138	+55.649	9:30:32.222

Chief of Timing & Scoring

Race Director

Orbits

www.mylaps.com

Licensed to: RaceConsulting

MSCC 2016

Sorted on Laps

Lördag Race

Knutstorp 2,070 km

2. Roadsport C Race 1

2016-07-02 14:00

Race started at 14:02:30

Pos	No.	Name	Class	Laps	Diff	Total Tm	Best Tm	Nat/State	Sponsor
1	777	Andreas Jähnke	Front Advokaterna Roac	10		13:11.497	1:17.543	SWE	
2	73	Niklas Kristiansson	Front Advokaterna Roac	10	3.954	13:15.451	1:17.303	SWE	KS Anläggning & M
3	96	Oskar Jakobsson	Front Advokaterna Roac	10	5.539	13:17.036	1:16.021		
4	68	Alexander Mullard	Front Advokaterna Roac	10	7.567	13:19.064	1:16.429		
5	82	Anders Träff	Front Advokaterna Roac	10	27.015	13:38.512	1:18.353	SWE	
6	90	Christoffer Waern	Front Advokaterna Roac	10	32.302	13:43.799	1:19.752	SWE	
7	78	Thomas Pihl	Front Advokaterna Roac	10	34.609	13:46.106	1:19.833	SWE	
8	177	Johan Hedström	Front Advokaterna Roac	10	35.005	13:46.502	1:19.872		
9	95	Niclas Larsson	Front Advokaterna Roac	10	35.491	13:46.988	1:19.320	SWE	
10	74	Jonas christensson	Front Advokaterna Roac	10	36.512	13:48.009	1:19.299		
11	75	Petter Sångberg	Front Advokaterna Roac	10	37.118	13:48.615	1:19.715	SWE	
12	63	Thomas Sörquist	Front Advokaterna Roac	10	42.084	13:53.581	1:18.234	SWE	
13	65	Ulf Wärmberg	Front Advokaterna Roac	10	1:02.963	14:14.460	1:22.085	SWE	
14	94	Dan Pettersson Berg	Front Advokaterna Roac	10	1:17.244	14:28.741	1:22.432	SWE	
15	183	Bertil Thorsson	Front Advokaterna Roac	10	1:20.194	14:31.691	1:23.186		
16	84	Nils-Erik Persson	Front Advokaterna Roac	10	1:21.132	14:32.629	1:23.460	SWE	
17	171	Anders Agfors	Front Advokaterna Roac	10	1:24.403	14:35.900	1:24.077	SWE	
18	52	Inge Johnson	Front Advokaterna Roac	9	1 Lap	13:13.498	1:24.641		
19	51	Sven-Åke Jarl	Front Advokaterna Roac	9	1 Lap	13:24.394	1:25.780	SWE	
20	53	Morgan Lärnesand	Front Advokaterna Roac	7	3 Laps	11:01.582	1:28.111	SWE	

Margin of Victory

Avg. Speed

Best Lap Tm

Best Speed

Best Lap by

3.954

94,151

1:16.021

98,026

96 - Oskar Jakobsson

Chief of Timing & Scoring

Orbits

Race Director

www.mylaps.com

Licensed to: RaceConsulting

Printed: 2016-07-02 17:22:58

MSCC 2016

Lördag Race

2. Roadsport C Race 1

Race started at 14:02:30

Knutstorp 2,070 km

2016-07-02 14:00

Lap	Lap Tm	Diff	Time of Day
-----	--------	------	-------------

(777) Andreas Jahnke

1	1:22.792	+5.249	14:03:55.712
2	1:19.692	+2.149	14:05:15.404
3	1:19.481	+1.938	14:06:34.885
4	1:18.527	+0.984	14:07:53.412
5	1:17.999	+0.456	14:09:11.411
6	1:17.866	+0.323	14:10:29.277
7	1:17.568	+0.025	14:11:46.845
8	1:17.543		14:13:04.388
9	1:18.390	+0.847	14:14:22.778
10	1:18.723	+1.180	14:15:41.501

(73) Niklas Kristiansson

1	1:24.047	+6.744	14:03:56.768
2	1:20.998	+3.695	14:05:17.766
3	1:20.402	+3.099	14:06:38.168
4	1:19.016	+1.713	14:07:57.184
5	1:19.313	+2.010	14:09:16.497
6	1:18.512	+1.209	14:10:35.009
7	1:17.948	+0.645	14:11:52.957
8	1:17.784	+0.481	14:13:10.741
9	1:17.411	+0.108	14:14:28.152
10	1:17.303		14:15:45.455

(96) Oskar Jakobsson

1	1:25.018	+8.997	14:03:58.449
2	1:21.579	+5.558	14:05:20.028
3	1:20.566	+4.545	14:06:40.594
4	1:19.655	+3.634	14:08:00.249
5	1:18.635	+2.614	14:09:18.884
6	1:18.719	+2.698	14:10:37.603
7	1:18.008	+1.987	14:11:55.611
8	1:18.325	+2.304	14:13:13.936
9	1:16.021		14:14:29.957
10	1:17.083	+1.062	14:15:47.040

(68) Alexander Mulard

1	1:24.078	+7.649	14:03:58.040
2	1:21.597	+5.168	14:05:19.637
3	1:20.434	+4.005	14:06:40.071
4	1:19.591	+3.162	14:07:59.662
5	1:18.737	+2.308	14:09:18.399
6	1:18.577	+2.148	14:10:36.976
7	1:18.299	+1.870	14:11:55.275
8	1:20.396	+3.967	14:13:15.671
9	1:16.429		14:14:32.100
10	1:16.968	+0.539	14:15:49.068

(82) Anders Träff

1	1:28.899	+10.546	14:04:03.790
2	1:23.828	+5.475	14:05:27.618
3	1:22.425	+4.072	14:06:50.043
4	1:20.826	+2.473	14:08:10.869
5	1:19.777	+1.424	14:09:30.646
6	1:21.040	+2.687	14:10:51.686
7	1:18.353		14:12:10.039
8	1:19.113	+0.760	14:13:29.152
9	1:19.869	+1.516	14:14:49.021
10	1:19.495	+1.142	14:16:08.516

(90) Christoffer Waern

1	1:26.133	+6.381	14:04:00.115
2	1:23.140	+3.388	14:05:23.255
3	1:23.109	+3.357	14:06:46.364
4	1:22.155	+2.403	14:08:08.519

Lap	Lap Tm	Diff	Time of Day
-----	--------	------	-------------

5	1:21.639	+1.887	14:09:30.158
6	1:22.644	+2.892	14:10:52.802
7	1:20.891	+1.139	14:12:13.693
8	1:20.429	+0.677	14:13:34.122
9	1:19.752		14:14:53.874
10	1:19.929	+0.177	14:16:13.803

(78) Thomas Pihl

1	1:26.816	+6.983	14:04:01.562
2	1:23.105	+3.272	14:05:24.667
3	1:24.102	+4.269	14:06:48.769
4	1:22.308	+2.475	14:08:11.077
5	1:22.611	+2.778	14:09:33.688
6	1:21.956	+2.123	14:10:55.644
7	1:20.591	+0.758	14:12:16.235
8	1:19.923	+0.090	14:13:36.158
9	1:19.833		14:14:55.991
10	1:20.119	+0.286	14:16:16.110

(177) Johan Hedström

1	1:27.817	+7.945	14:04:02.880
2	1:24.123	+4.251	14:05:27.003
3	1:23.529	+3.657	14:06:50.532
4	1:22.660	+2.788	14:08:13.192
5	1:21.328	+1.456	14:09:34.520
6	1:21.496	+1.624	14:10:56.016
7	1:20.742	+0.870	14:12:16.758
8	1:19.872		14:13:36.635
9	1:19.985	+0.113	14:14:56.615
10	1:19.891	+0.019	14:16:16.506

(95) Niclas Larsson

1	1:29.333	+10.013	14:04:04.588
2	1:24.067	+4.747	14:05:28.655
3	1:23.100	+3.780	14:06:51.755
4	1:22.243	+2.923	14:08:13.998
5	1:21.379	+2.059	14:09:35.377
6	1:21.724	+2.404	14:10:57.101
7	1:20.699	+1.379	14:12:17.800
8	1:19.844	+0.524	14:13:37.644
9	1:20.028	+0.708	14:14:57.672
10	1:19.320		14:16:16.992

(74) Jonas christensson

1	1:31.922	+12.623	14:04:09.757
2	1:23.747	+4.448	14:05:33.504
3	1:20.602	+1.303	14:06:54.106
4	1:21.541	+2.242	14:08:15.647
5	1:21.572	+2.273	14:09:37.219
6	1:20.988	+1.689	14:10:58.207
7	1:20.757	+1.458	14:12:18.964
8	1:20.138	+0.839	14:13:39.102
9	1:19.612	+0.313	14:14:58.714
10	1:19.299		14:16:18.013

(75) Petter Sångberg

1	1:30.037	+10.322	14:04:05.946
2	1:24.358	+4.643	14:05:30.304
3	1:22.689	+2.974	14:06:52.993
4	1:22.200	+2.485	14:08:15.193
5	1:21.309	+1.594	14:09:36.502
6	1:21.143	+1.428	14:10:57.645
7	1:20.835	+1.120	14:12:18.480
8	1:19.715		14:13:38.195
9	1:20.080	+0.365	14:14:58.275
10	1:20.344	+0.629	14:16:18.619

Lap	Lap Tm	Diff	Time of Day
-----	--------	------	-------------

(63) Thomas Sörquist

1	1:33.443	+15.209	14:04:10.175
2	1:28.152	+9.918	14:05:38.327
3	1:24.388	+6.154	14:07:02.715
4	1:22.300	+4.066	14:08:25.015
5	1:22.061	+3.827	14:09:47.076
6	1:19.344	+1.110	14:11:06.420
7	1:19.101	+0.867	14:12:25.521
8	1:19.345	+1.111	14:13:44.866
9	1:18.234		14:15:03.100
10	1:20.485	+2.251	14:16:23.585

(65) Ulf Wärnberg

1	1:30.608	+8.523	14:04:07.901
2	1:27.239	+5.154	14:05:35.140
3	1:25.136	+3.051	14:07:00.276
4	1:24.478	+2.393	14:08:24.754
5	1:25.043	+2.958	14:09:49.797
6	1:22.633	+0.548	14:11:12.430
7	1:22.869	+0.784	14:12:35.299
8	1:22.887	+0.802	14:13:58.186
9	1:22.085		14:15:20.271
10	1:24.193	+2.108	14:16:44.464

(94) Dan Pettersson Berg

1	1:32.451	+10.019	14:04:09.594
2	1:29.351	+6.919	14:05:38.945
3	1:26.820	+4.388	14:07:05.765
4	1:28.199	+5.767	14:08:33.964
5	1:26.347	+3.915	14:10:00.311
6	1:25.588	+3.156	14:11:25.899
7	1:22.432		14:12:48.331
8	1:24.151	+1.719	14:14:12.482
9	1:23.341	+0.909	14:15:35.823
10	1:22.922	+0.490	14:16:58.745

(183) Bertil Thorsson

1	1:32.763	+9.577	14:04:09.159
2	1:28.793	+5.607	14:05:37.952
3	1:27.435	+4.249	14:07:05.387
4	1:28.105	+4.919	14:08:33.492
5	1:26.602	+3.416	14:10:00.094
6	1:26.817	+3.631	14:11:26.911
7	1:23.771	+0.585	14:12:50.682
8	1:23.874	+0.688	14:14:14.556
9	1:23.953	+0.767	14:15:38.509
10	1:23.186		14:17:01.695

(84) Nils-Erik Persson

1	1:33.789	+10.329	14:04:11.328
2	1:28.117	+4.657	14:05:39.445
3	1:27.577	+4.117	14:07:07.022
4	1:27.318	+3.858	14:08:34.340
5	1:26.653	+3.193	14:10:00.993
6	1:26.583	+3.123	14:11:27.576
7	1:24.013	+0.553	14:12:51.589
8	1:23.645	+0.185	14:14:15.234
9	1:23.939	+0.479	14:15:39.173
10	1:23.460		14:17:02.633

(171) Anders Agfors

1	1:34.413	+10.336	14:04:12.332
2	1:27.730	+3.653	14:05:40.062
3	1:27.656	+3.579	14:07:07.718
4	1:27.433	+3.356	14:08:35.151

Chief of Timing & Scoring

Race Director

Orbits

www.mylaps.com

Licensed to: RaceConsulting

MSCC 2016

Lördag Race

2. Roadsport C Race 1

Race started at 14:02:30

Knutstorp 2,070 km

2016-07-02 14:00



Lap	Lap Tm	Diff	Time of Day
5	1:26.596	+2.519	14:10:01.747
6	1:28.076	+3.999	14:11:29.823
7	1:24.381	+0.304	14:12:54.204
8	1:24.077		14:14:18.281
9	2:47.623	+1:23.546	14:17:05.904

(52) Inge Johnson

Lap	Lap Tm	Diff	Time of Day
1	1:34.443	+9.802	14:04:13.101
2	1:28.166	+3.525	14:05:41.267
3	1:27.248	+2.607	14:07:08.515
4	1:27.140	+2.499	14:08:35.655
5	1:26.809	+2.168	14:10:02.464
6	1:26.147	+1.506	14:11:28.611
7	1:25.244	+0.603	14:12:53.855
8	1:25.006	+0.365	14:14:18.861
9	1:24.641		14:15:43.502

(51) Sven-Ake Jarl

Lap	Lap Tm	Diff	Time of Day
1	1:35.491	+9.711	14:04:13.968
2	1:29.067	+3.287	14:05:43.035
3	1:27.497	+1.717	14:07:10.532
4	1:27.092	+1.312	14:08:37.624
5	1:27.487	+1.707	14:10:05.111
6	1:27.382	+1.602	14:11:32.493
7	1:25.780		14:12:58.273
8	1:27.372	+1.592	14:14:25.645
9	1:28.753	+2.973	14:15:54.398

(53) Morgan Lämesand

Lap	Lap Tm	Diff	Time of Day
1	1:39.111	+11.000	14:04:18.136
2	1:30.051	+1.940	14:05:48.187
3	1:31.111	+3.000	14:07:19.298
4	1:29.006	+0.895	14:08:48.304
5	1:29.620	+1.509	14:10:17.924
6	1:28.111		14:11:46.035
p7	1:45.551	+17.440	14:13:31.586

Lap Lap Tm Diff Time of Day

Lap Lap Tm Diff Time of Day

Chief of Timing & Scoring

Race Director

Orbits

www.mylaps.com

Licensed to: RaceConsulting

MSCC 2016

Sorted on Laps

Söndag Race

Knutstorp 2,070 km

2. Roadsport C Race 2

2016-07-03 11:15

Race (12:00 and 1 Laps) started at 11:12:14

Pos	No.	Name	Class	Laps	Diff	Total Tm	Best Tm	Nat/State	Sponsor
1	73	Niklas Kristiansson	Front Advokaterna Roac	12		14:09.113	1:09.864	SWE	KS Anläggning & M
2	777	Andreas Jähnke	Front Advokaterna Roac	12	3.605	14:12.718	1:09.698	SWE	
3	96	Oskar Jakobsson	Front Advokaterna Roac	12	5.614	14:14.727	1:09.752		
4	68	Alexander Mullard	Front Advokaterna Roac	12	7.762	14:16.875	1:10.193		
5	177	Johan Hedström	Front Advokaterna Roac	12	20.635	14:29.748	1:11.037		
6	75	Petter Sångberg	Front Advokaterna Roac	12	25.680	14:34.793	1:11.265	SWE	
7	90	Christoffer Waern	Front Advokaterna Roac	12	26.099	14:35.212	1:11.245	SWE	
8	82	Anders Träff	Front Advokaterna Roac	12	27.088	14:36.201	1:11.102	SWE	
9	74	Jonas christensson	Front Advokaterna Roac	12	38.699	14:47.812	1:12.129		
10	183	Bertil Thorsson	Front Advokaterna Roac	12	42.116	14:51.229	1:12.366		
11	78	Thomas Pihl	Front Advokaterna Roac	12	43.834	14:52.947	1:12.779	SWE	
12	65	Ulf Wärmberg	Front Advokaterna Roac	12	45.229	14:54.342	1:12.312	SWE	
13	95	Niclas Larsson	Front Advokaterna Roac	12	45.782	14:54.895	1:12.485	SWE	
14	63	Thomas Sörquist	Front Advokaterna Roac	12	46.913	14:56.026	1:12.269	SWE	
15	94	Dan Pettersson Berg	Front Advokaterna Roac	12	47.063	14:56.176	1:12.172	SWE	
16	84	Nils-Erik Persson	Front Advokaterna Roac	12	1:03.409	15:12.522	1:13.342	SWE	
17	171	Anders Agfors	Front Advokaterna Roac	12	1:06.279	15:15.392	1:14.594	SWE	
18	51	Sven-Åke Jarl	Front Advokaterna Roac	11	1 Lap	14:24.782	1:15.823	SWE	
19	52	Inge Johnson	Front Advokaterna Roac	11	1 Lap	14:58.610	1:19.248		
20	53	Morgan Lärnesand	Front Advokaterna Roac	10	2 Laps	14:32.630	1:21.041	SWE	

Margin of Victory

Avg. Speed

Best Lap Tm

Best Speed

Best Lap by

3.605

105,315

1:09.698

106,918

777 - Andreas Jähnke

Chief of Timing & Scoring

Orbits

Race Director

www.mylaps.com

Licensed to: RaceConsulting

Printed: 2016-07-03 11:27:42

MSCC 2016


Söndag Race

2. Roadsport C Race 2

Race (12:00 and 1 Laps) started at 11:12:14

Knutstorp 2,070 km

2016-07-03 11:15



Lap	Lap Tm	Diff	Time of Day
(73) Niklas Kristiansson			
1	1:13.390	+3.526	11:13:30.737
2	1:10.172	+0.308	11:14:40.909
3	1:10.499	+0.635	11:15:51.408
4	1:10.085	+0.221	11:17:01.493
5	1:09.864		11:18:11.357
6	1:09.934	+0.070	11:19:21.291
7	1:10.261	+0.397	11:20:31.552
8	1:10.269	+0.405	11:21:41.821
9	1:10.303	+0.439	11:22:52.124
10	1:10.016	+0.152	11:24:02.140
11	1:10.610	+0.746	11:25:12.750
12	1:10.387	+0.523	11:26:23.137
(77) Andreas Jähnke			
1	1:15.351	+5.653	11:13:33.380
2	1:11.364	+1.666	11:14:44.744
3	1:09.848	+0.150	11:15:54.592
4	1:09.698		11:17:04.290
5	1:09.716	+0.018	11:18:14.006
6	1:09.736	+0.038	11:19:23.742
7	1:10.113	+0.415	11:20:33.855
8	1:10.401	+0.703	11:21:44.256
9	1:10.152	+0.454	11:22:54.408
10	1:09.996	+0.298	11:24:04.404
11	1:10.889	+1.191	11:25:15.293
12	1:11.449	+1.751	11:26:26.742
(96) Oskar Jakobsson			
1	1:15.846	+6.094	11:13:33.141
2	1:10.086	+0.334	11:14:43.227
3	1:09.845	+0.093	11:15:53.072
4	1:09.752		11:17:02.824
5	1:10.217	+0.465	11:18:13.041
6	1:10.361	+0.609	11:19:23.402
7	1:11.903	+2.151	11:20:35.305
8	1:12.055	+2.303	11:21:47.360
9	1:10.000	+0.248	11:22:57.360
10	1:10.275	+0.523	11:24:07.635
11	1:10.783	+1.031	11:25:18.418
12	1:10.333	+0.581	11:26:28.751
(68) Alexander Mullard			
1	1:16.110	+5.917	11:13:33.094
2	1:11.265	+1.072	11:14:44.359
3	1:11.243	+1.050	11:15:55.602
4	1:10.228	+0.035	11:17:05.830
5	1:10.193		11:18:16.023
6	1:10.681	+0.488	11:19:26.704
7	1:11.401	+1.208	11:20:38.105
8	1:10.587	+0.394	11:21:48.692
9	1:10.357	+0.164	11:22:59.049
10	1:10.394	+0.201	11:24:09.443
11	1:10.964	+0.771	11:25:20.407
12	1:10.492	+0.299	11:26:30.899
(177) Johan Hedström			
1	1:15.534	+4.497	11:13:34.194
2	1:13.571	+2.534	11:14:47.765
3	1:11.037		11:15:58.802
4	1:11.467	+0.430	11:17:10.269
5	1:11.354	+0.317	11:18:21.623
6	1:11.317	+0.280	11:19:32.940
7	1:11.405	+0.368	11:20:44.345
8	1:11.349	+0.312	11:21:55.694

Lap	Lap Tm	Diff	Time of Day
9	1:11.947	+0.910	11:23:07.641
10	1:11.326	+0.289	11:24:18.967
11	1:11.694	+0.657	11:25:30.661
12	1:13.111	+2.074	11:26:43.772
(75) Petter Sångberg			
1	1:18.022	+6.757	11:13:37.948
2	1:12.895	+1.630	11:14:50.843
3	1:11.265		11:16:02.108
4	1:12.198	+0.933	11:17:14.306
5	1:11.426	+0.161	11:18:25.732
6	1:11.677	+0.412	11:19:37.409
7	1:11.576	+0.311	11:20:48.985
8	1:11.508	+0.243	11:22:00.493
9	1:11.524	+0.259	11:23:12.017
10	1:12.988	+1.723	11:24:25.005
11	1:11.601	+0.336	11:25:36.606
12	1:12.211	+0.946	11:26:48.817
(90) Christoffer Waern			
1	1:19.521	+8.276	11:13:35.705
2	1:14.225	+2.980	11:14:49.930
3	1:11.725	+0.480	11:16:01.655
4	1:13.487	+2.242	11:17:15.142
5	1:11.920	+0.675	11:18:27.062
6	1:11.420	+0.175	11:19:38.482
7	1:11.245		11:20:49.727
8	1:11.964	+0.719	11:22:01.691
9	1:11.311	+0.066	11:23:13.002
10	1:12.545	+1.300	11:24:25.547
11	1:11.747	+0.502	11:25:37.294
12	1:11.942	+0.697	11:26:49.236
(82) Anders Träff			
1	1:15.727	+4.625	11:13:32.559
2	1:19.182	+8.080	11:14:51.741
3	1:12.370	+1.268	11:16:04.111
4	1:12.393	+1.291	11:17:16.504
5	1:11.973	+0.871	11:18:28.477
6	1:11.102		11:19:39.579
7	1:11.355	+0.253	11:20:50.934
8	1:11.475	+0.373	11:22:02.409
9	1:11.269	+0.167	11:23:13.678
10	1:12.359	+1.257	11:24:26.037
11	1:11.574	+0.472	11:25:37.611
12	1:12.614	+1.512	11:26:50.225
(74) Jonas christensson			
1	1:18.631	+6.502	11:13:37.794
2	1:15.710	+3.581	11:14:53.504
3	1:12.862	+0.733	11:16:06.366
4	1:13.113	+0.984	11:17:19.479
5	1:12.929	+0.800	11:18:32.408
6	1:13.170	+1.041	11:19:45.578
7	1:12.345	+0.216	11:20:57.923
8	1:12.129		11:22:10.052
9	1:12.760	+0.631	11:23:22.812
10	1:12.691	+0.562	11:24:35.503
11	1:13.139	+1.010	11:25:48.642
12	1:13.194	+1.065	11:27:01.836
(183) Bertil Thorsson			
1	1:19.681	+7.315	11:13:40.258
2	1:14.253	+1.887	11:14:54.511
3	1:14.437	+2.071	11:16:08.948
4	1:13.184	+0.818	11:17:22.132

Lap	Lap Tm	Diff	Time of Day
5	1:12.533	+0.167	11:18:34.665
6	1:12.456	+0.090	11:19:47.121
7	1:12.619	+0.253	11:20:59.740
8	1:12.791	+0.425	11:22:12.531
9	1:13.209	+0.843	11:23:25.740
10	1:13.440	+1.074	11:24:39.180
11	1:12.366		11:25:51.546
12	1:13.707	+1.341	11:27:05.253
(78) Thomas Pihl			
1	1:18.209	+5.430	11:13:36.719
2	1:16.039	+3.260	11:14:52.758
3	1:12.913	+0.134	11:16:05.671
4	1:13.123	+0.344	11:17:18.794
5	1:13.231	+0.452	11:18:32.025
6	1:14.244	+1.465	11:19:46.269
7	1:12.779		11:20:59.048
8	1:13.202	+0.423	11:22:12.250
9	1:13.344	+0.565	11:23:25.594
10	1:13.518	+0.739	11:24:39.112
11	1:13.917	+1.138	11:25:53.029
12	1:13.942	+1.163	11:27:06.971
(65) Ulf Wärnberg			
1	1:21.297	+8.985	11:13:41.303
2	1:14.475	+2.163	11:14:55.778
3	1:14.044	+1.732	11:16:09.822
4	1:13.233	+0.921	11:17:23.055
5	1:12.675	+0.363	11:18:35.730
6	1:13.318	+1.006	11:19:49.048
7	1:13.229	+0.917	11:21:02.277
8	1:13.087	+0.775	11:22:15.364
9	1:12.977	+0.665	11:23:28.341
10	1:12.312		11:24:40.653
11	1:13.252	+0.940	11:25:53.905
12	1:14.461	+2.149	11:27:08.366
(95) Niclas Larsson			
1	1:19.921	+7.436	11:13:38.860
2	1:14.997	+2.512	11:14:53.857
3	1:14.507	+2.022	11:16:08.364
4	1:12.565	+0.080	11:17:20.929
5	1:12.572	+0.087	11:18:33.501
6	1:12.753	+0.268	11:19:46.254
7	1:13.282	+0.797	11:20:59.536
8	1:14.295	+1.810	11:22:13.831
9	1:12.485		11:23:26.316
10	1:13.486	+1.001	11:24:39.802
11	1:13.439	+0.954	11:25:53.241
12	1:15.678	+3.193	11:27:08.919
(63) Thomas Sörquist			
1	1:19.749	+7.480	11:13:39.277
2	1:14.764	+2.495	11:14:54.041
3	1:14.818	+2.549	11:16:08.859
4	1:13.122	+0.853	11:17:21.981
5	1:12.269		11:18:34.250
6	1:12.743	+0.474	11:19:46.993
7	1:13.982	+1.713	11:21:00.975
8	1:14.085	+1.816	11:22:15.060
9	1:13.162	+0.893	11:23:28.222
10	1:13.473	+1.204	11:24:41.695
11	1:12.846	+0.577	11:25:54.541
12	1:15.509	+3.240	11:27:10.050
(94) Dan Pettersson Berg			

Chief of Timing & Scoring

Race Director

Orbits

www.mylaps.com

Licensed to: RaceConsulting

MSCC 2016


Söndag Race

Knutstorp 2,070 km

2. Roadsport C Race 2

2016-07-03 11:15

Race (12:00 and 1 Laps) started at 11:12:14



Lap	Lap Tm	Diff	Time of Day
1	1:22.471	+10.299	11:13:42.650
2	1:14.919	+2.747	11:14:57.569
3	1:13.739	+1.567	11:16:11.308
4	1:13.325	+1.153	11:17:24.633
5	1:13.531	+1.359	11:18:38.164
6	1:13.570	+1.398	11:19:51.734
7	1:13.005	+0.833	11:21:04.739
8	1:13.267	+1.095	11:22:18.006
9	1:12.584	+0.412	11:23:30.590
10	1:12.172		11:24:42.762
11	1:12.798	+0.626	11:25:55.560
12	1:14.640	+2.468	11:27:10.200

(84) Nils-Erik Persson

Lap	Lap Tm	Diff	Time of Day
1	1:22.629	+9.287	11:13:43.468
2	1:14.782	+1.440	11:14:58.250
3	1:14.314	+0.972	11:16:12.564
4	1:13.811	+0.469	11:17:26.375
5	1:13.342		11:18:39.717
6	1:14.405	+1.063	11:19:54.122
7	1:14.193	+0.851	11:21:08.315
8	1:15.069	+1.727	11:22:23.384
9	1:15.579	+2.237	11:23:38.963
10	1:16.295	+2.953	11:24:55.258
11	1:15.395	+2.053	11:26:10.653
12	1:15.893	+2.551	11:27:26.546

(171) Anders Agfors

Lap	Lap Tm	Diff	Time of Day
1	1:22.670	+8.076	11:13:44.070
2	1:14.996	+0.402	11:14:59.066
3	1:14.594		11:16:13.660
4	1:14.819	+0.225	11:17:28.479
5	1:15.002	+0.408	11:18:43.481
6	1:14.825	+0.231	11:19:58.306
7	1:14.892	+0.298	11:21:13.198
8	1:15.022	+0.428	11:22:28.220
9	1:15.129	+0.535	11:23:43.349
10	1:15.110	+0.516	11:24:58.459
11	1:15.219	+0.625	11:26:13.678
12	1:15.738	+1.144	11:27:29.416

(51) Sven-Åke Jari

Lap	Lap Tm	Diff	Time of Day
1	1:23.011	+7.188	11:13:44.932
2	1:15.823		11:15:00.755
3	1:16.496	+0.673	11:16:17.251
4	1:16.724	+0.901	11:17:33.975
5	1:17.734	+1.911	11:18:51.709
6	1:16.840	+1.017	11:20:08.549
7	1:17.132	+1.309	11:21:25.681
8	1:16.968	+1.145	11:22:42.649
9	1:17.338	+1.515	11:23:59.987
10	1:21.364	+5.541	11:25:21.351
11	1:17.455	+1.632	11:26:38.806

(52) Inge Johnson

Lap	Lap Tm	Diff	Time of Day
1	1:25.678	+6.430	11:13:47.605
2	1:19.705	+0.457	11:15:07.310
3	1:20.019	+0.771	11:16:27.329
4	1:20.248	+1.000	11:17:47.577
5	1:19.807	+0.559	11:19:07.384
6	1:19.248		11:20:26.632
7	1:22.629	+3.381	11:21:49.261
8	1:20.648	+1.400	11:23:09.909
9	1:21.753	+2.505	11:24:31.662
10	1:19.863	+0.615	11:25:51.525
11	1:21.109	+1.861	11:27:12.634

Lap	Lap Tm	Diff	Time of Day
(53) Morgan Lämesand			
1	1:26.933	+5.892	11:13:49.283
2	1:21.426	+0.385	11:15:10.709
3	1:21.264	+0.223	11:16:31.973
4	1:21.215	+0.174	11:17:53.188
5	1:21.041		11:19:14.229
6	1:33.284	+12.243	11:20:47.513
7	1:37.557	+16.516	11:22:25.070
8	1:24.931	+3.890	11:23:50.001
9	1:24.406	+3.365	11:25:14.407
10	1:32.247	+11.206	11:26:46.654

Lap	Lap Tm	Diff	Time of Day
-----	--------	------	-------------

Chief of Timing & Scoring

Orbits

Race Director

www.mylaps.com

Licensed to: RaceConsulting